


Trails, Rails, & Tales



May - June, 2017
Volume 4 • Number 3

The Official Newsletter of the *Chisholm Trail Division* of the **NMRA**

...AH, SPRINGTIME

NMRA meeting (3/7/17) 5

WAMRR meeting (3/20/17) 8
"Hand laid turnouts" by Phil Zamzow



NMRA meeting (4/4/17) 16

WAMRR meeting (4/17/17) 18
"Auction" plus "Show and Tell"



Steel Mill Modelers Meet 23

Pike in Progress by Dean Lippincott 24



MEMBERSHIP CHAIR
Dean Lippincott
dean.lippincott@gmail.com

Kansas Central Division Invitation 25



David Heinsohn
Division Director
Kansas Central Division

Tales from the Road 26



Dan Hagenbuch
HOSPITALITY CHAIR
Chisholm Trail Division
of NMRA

Summer Activities 27



PROGRAM CHAIR &
PAST SUPERINTENDENT
2011 - 2015
Larry E. Gulick

Train Auction 28



Bill Phillips
Treasurer
Augusta Train Club
and member of NMRA

OpSIG publication #2 29

Calendar of Events 30

Schedule of Events

Be sure to mark your calendar

May, 2017

- May 2 **Evening** Meeting at the Olivet Baptist Church
3440 West 13th St N • Wichita, KS 67203-4560
(13th Street North & High Street)
Begin gathering 6:45pm
• NMRA meeting 7:00pm - 9:00pm
° Short business meeting, to be followed by:
° Program I
° Program II
- May 15 WAMRR • **Luncheon** Meeting 11:30am
Our Hostess is "Carolina" at Ourr's
11006 East Kellogg Drive
Wichita, KS 67207-1922

June, 2017

- June 6 **Evening** Meeting at the Olivet Baptist Church
3440 West 13th St N • Wichita, KS 67203-4560
(13th Street North & High Street)
Begin gathering 6:45pm
• NMRA meeting 7:00pm - 9:00pm
° Short business meeting, to be followed by:
° Program I
° Program II
- June 17 Summer Outing/Gathering
• Car Pooling from Olivet Baptist Church
..... LEAVING 9:30am
• Detailed information found on page 27
- June 19 WAMRR • **Luncheon** Meeting 11:30am
Our Hostess is "Carolina" at Ourr's
11006 East Kellogg Drive
Wichita, KS 67207-1922



July, 2017

- July 4 Independence Day Holiday - NO meeting
July 11 • NMRA meeting 7:00pm - 9:00pm

Trails, Rails, & Tales

May / June 2017

TRAILS, RAILS, & TALES

is published bi-monthly.

It is sent to members of the
Chisholm Trail Division of the NMRA

DIRECTOR
Philip Aylward
Aylward1@cox.net

SUPERINTENDENT
Rob Neises
robby_nmra@yahoo.com

ASSISTANT SUPERINTENDENT
Jim Marlett
jmarlett@cox.net

PAST-SUPERINTENDENT
Pamela Todd MacPhail
ict_pamela@yahoo.com
2016 - 2017

PAYMASTER/TREASURER
Philip Aylward
Aylward1@cox.net

CLERK/SECRETARY
Randy Stucky
Rita.Stucky@WesleyMC.com

MEMBERSHIP CHAIR
Dean Lippincott
dean.lippincott@gmail.com

PROGRAM CHAIR
Larry E. Gulick
LEGdag@cox.net

HOSPITALITY CHAIR
Dan Hagenbuch
dHagenbuch@att.net

ACHIEVEMENT PROGRAM CHAIR
Chris C. Dancy
cjDancy@cox.net

2019 MCoR CONVENTION CHAIR
Philip Aylward
Aylward1@cox.net

WEBMASTER
Rob Neises
robby_nmra@yahoo.com

URL
<http://www.>

YAHOO DISCUSSION GROUP
<https://groups.yahoo.com/neo/groups/wamrtz/info>
Jim Marlett
jmarlett@cox.net

NEWSLETTER EDITOR
Dr. Alan A. Aagaard
alan.a.aagaard@gmail.com

NEWSLETTER ASSOCIATE EDITOR
Gene Bowers
Gene9366@Cloud.com

Entries to be considered for
publication must be received by the
Newsletter Editor by the tenth day of the month prior
to the issue of publication.
Alan A. Aagaard
alan.a.aagaard@gmail.com

CONTRIBUTORS
Phil Aylward, Dan Hagenbuch, Bob Neill, Randy
Stucky, and Alan A. Aagaard

To change your mailing address;
report a missing issue;
or make other membership inquiries,
either eMail or call.

COLOPHON
Designed and composed using
Adobe InDesign CS6™ on a
Macintosh MacBook Pro™
The main font families used were
COPPERPLATE GOTHIC,
Goudy Old Style,
Stone Sans Semi, & Symbol



Phil Aylward
Division Director
& Paymaster - 2017
Chisholm Trail Division
of NMRA

An up date on the MCoR convention for 2019 to be held here in Wichita. Rod and I went to some of the hotels in town and looked them over to find one we liked. We will know more of what we need after the convention in Aims, IA and keep you up to date.

Thank You
Phil

All:

A few weeks ago I forwarded a eMail from the RAC Director announcing the new President's Award. I believe this award is the result of the National Officers and Board of Directors recognizing the importance of the Divisions and their key role of delivering opportunities to members to learn new techniques, attend Division sponsored trips & activities, and finally form friendships that could last a lifetime. Without the Divisions there would be many fewer members!

But in any voluntary organization the members must volunteer to work to keeping the Division healthy and (hopefully) growing. In any group, including our Divisions, there will always be a few members who go above and beyond to make an event a success, work behind the scenes to insure quality clinics a vital piece of any Division meeting or accept a leadership position and hold it for a number of years because no one is willing to run for the job.

These are the people that should be recognized with this award. To date, just one Division has submitted a nomination for the President's Award. I know there are other deserving Division Members who deserve this recognition, but it's takes a little work on your part to make it happen. I would like to several nominations submitted, think about, talk with others and settle on a member you feel is deserving and send me a few paragraphs describing the accomplishments of this person (limited to Division efforts only).

Thank you for your time,

Hank Kraichely
President
Mid-Continent Region
of the
NMRA



Return to
Table of Contents

FROM THE SUPERINTENDENT'S DESK

As we enter the 2nd quarter of the year, we have been busy working on the early parts of the convention, and are making plans to bring back an activity we have done in the past. This quarter is a mix of new and old. Coming up in May, Bob Neill will make a presentation on building paper buildings for your layout. Myself and Phil made preliminary visits to the Hotels that put in bids for the convention. In May, many from our group are heading to Aimes, Iowa to our regional convention. Phil and I will meet with the new Convention Chief while there.



Rob Neises
Superintendent - 2017
Chisholm Trail Division
of NMRA

In June we are bringing back the bbq in Halstead at Phil's AVI Depot. The Planning Committee is putting together a full day in June, trying to visit a couple layouts and hopefully S&S Ltd. I hope as many as possible will continue to participate in the activities of the second quarter. As well as the others. Also in June, is the Hutch train show off the top of my head, hope to see you there. We will be having a booth there, so we're gonna need help. Signups for the bbq, and the Hutch train show will be there at the May business meeting.

Rob Neises
Superintendent - 2017
Chisholm Trail Division

FROM THE ASSISTANT SUPERINTENDENT'S DESK

All of our lives we deal with things that require our attention no matter what. We often have children, pets, houseplants, gardens, lawns, and who knows what else. Those things we can't set aside until the mood strikes us again are everywhere. One of the things I like about model railroading is that we can set it aside and, by-and-large, it will be unchanged since we last worked on it. I am among the most ardent practitioners of that bad habit. It first happened after Junior High School when girls and cars started taking a greater importance in my life. The model railroading urge resurfaced after college and marriage when UNCLE SAM decided I should spend my military career in Colorado Springs, CO and I noticed the mountain roads we were coming to love were actually old railroad beds.



James H. Marlett
Assistant-Superintendent
Chisholm Trail Division
of NMRA

That's also when I fell hard for narrow gauge. I had an on-and-off affair with model railroading for many years, and sure enough, each time I was off, my railroad waited without complaint until the next time I was ready for it. My longest hiatus was when I rediscovered cars and drag racing and the railroad went idle again until Larry Gulick called wanting to know if I was interested in participating in a reinvigorated **Chisholm Trail Division of NMRA**. Shortly thereafter, we moved to a different house and my model railroad had to be part of that. So here I am. Except for the damage inflicted by kids and cats, my model railroad was just waiting for me to do something. It hadn't changed, but the model railroading world had. So reassembling my railroad in a different configuration and upgrading it to DCC is in progress. I'm not encouraging anyone to stop modeling, but if it does happen, just remember that the train won't die over the summer if you can't get to it. If you've taken a break, just hop back on that iron pony and ride.

Jim Marlett
Assistant Superintendent
Chisholm Trail Division

FROM THE EDITOR'S DESK

First, I really want to hear from you - **TRAINS, RAILS, & TALES** welcomes comments from readers. Published correspondence may be edited for length or style. All published letters become the property of this Newsletter. Send your questions, thoughts, comments via eMail to:

alan.a.aagaard@GMail.com



Alan A. Aagaard
Newsletter Editor
Chisholm Trail Division
of NMRA

or by "snailMail" to
Dr. Alan A. Aagaard
Post Office Box #8339
Monger Station
Wichita, KS 67208-8339

Return to
Table of Contents

Trails, Rails, & Tales
May / June 2017


3

With all the Train Shows, Conferences, Conventions, planned activities in the next couple of months, please, Please, PLEASE take lots of photos and submit them for publication (recall, there are two publications that I have Editorial input ~ plus if you are working toward becoming a MMR, then think of the "Author" category. So, Pleast submit your photos and captions ...or even a story...

...alan

Letters ^{TO} the Editor:

Alan:



I did receive the newsletter and it was impressive! I think the coverage of so many Division actives is great and pulls the group together.

Hank K.
President
MCoR

Hi Alan.



MEMBERSHIP CHAIR
Dean Lippincott
dean.lippincott@gmail.com

The last newsletter was awesome man, awesome!
By the way the tank farm was mine.

MAY

19th • Lionel S.

JUNE

10th • Phil A.
14th • Ken G..
20th • Bill B.
21st • Bob G.

Birthdays
May and June



Chisholm Trail Division - NMRA

Evening Meeting at the Olivet Baptist Church

3440 West 13th Street North • Wichita, KS 67203-4560

(13th Street North & High Street)



Begin gathering-----6:45pm

Treats and beverages will be served



Introduction of two guests: Lonnie Demor



and

Ken Flower



[Return to
Table of Contents](#)

° Program I
presented by Larry Gullick Presents:
“Kadee Couplers”

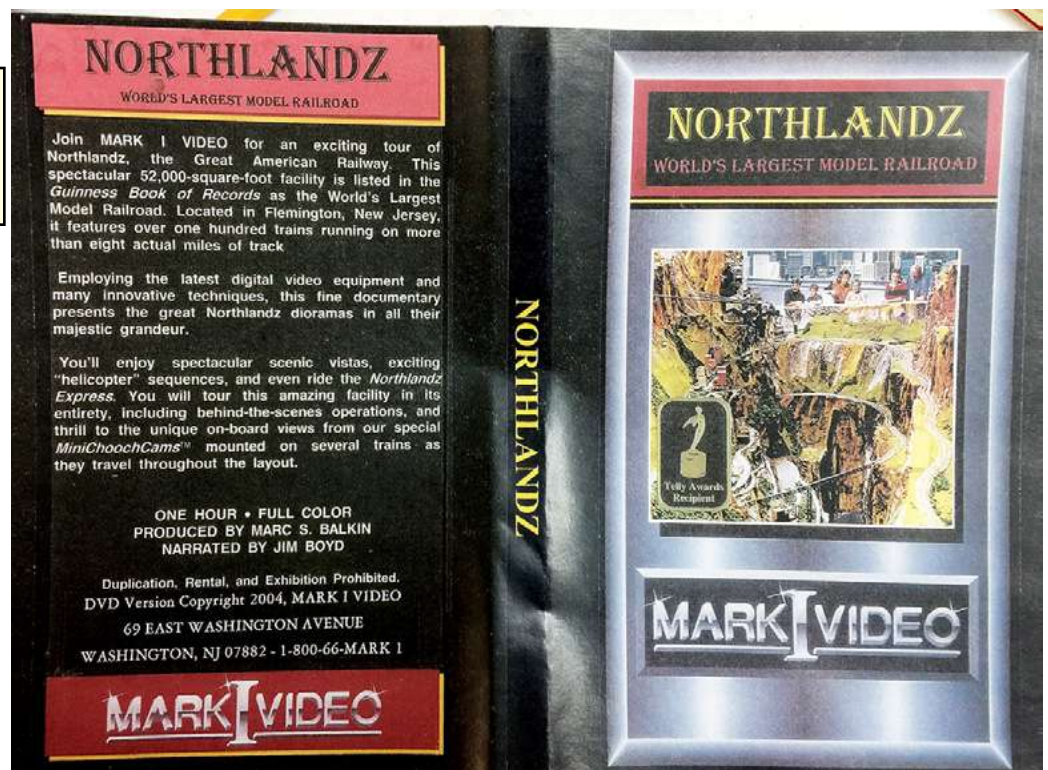


Thanks to everyone that evening as we experienced major “Technical Difficulties”. You will note that we were unable to make the ceiling projector behave (burned out bulb) and in haste, the screen was still pulled down (in the background), so Larry scampered home to get his large screen

monitor which he has shown still images on, only to realize that it was not capable of projecting motion (videos). So we all got cozy and gathered up front and viewed Larry’s tutorial on my 15 inch laptop screen. Thank you ALL for being so understanding.

Break

° Program II
Mark 1 Videos Presents
: “Northlandz”



The evening ended at 9pm

...but wait...our evening of “Technical Difficulties” wasn’t over quite yet...

Return to
Table of Contents

Trails, Rails, & Tales
May / June 2017

6

...as we later gathered for ice cream, etc. Brahams “video menus” were also experiencing “Technical Difficulties beyond our control. LOL



Wichita Area Model Railroaders



Ourr's Family Dining
1606 South Georgetown Street • Wichita, KS 67218-4109
(Off East Harry between Hillside & Oliver)
11:30 am – 1:00 pm



above photographs were taken by Larry Gulick

March Program

Written and Photographed by Gene Bowers

We had a very good turnout today. Good conversation.



NEWSLETTER
ASSOCIATE EDITOR
Gene Bowers



PROGRAM CHAIR &
PAST SUPERINTENDENT
2011 - 2015
Larry E. Gulick



Bob was, again, asking for buyers of the layout that the Cubbage's are wanting to sell.

Today's Program: "Building Handmade
Turnouts with
'Fast-Tracks™ Turnout Jigs'"

Presented by:
Philip Zamzow



He has developed quite a talent for constructing his own turnouts. He explained the processes he went through to make the #4 turnouts and shared jigs he has purchased.



This is one of the jigs for a #5 turnout, right & left



He showed us a mockup of one of his turnouts and showed how it worked. He is using a microswitch to change polarity on the powered frog when the switch is thrown. He has a thorough understanding of what he is doing and is quite creative at the same time. I believe Larry got a closeup of this unit.



This block is for fixing down the track for the points on the switch arms.



A closeup of the #4 aluminum jig shows the name and place of this unit.

Here are both an HO and an


N-scale jig.




Phil Z. was trying to show us how he makes turnouts, however, there were not working outlets available so he couldn't solder the units together.



He uses fiberglass ties with a copper coating on it. He pre-solders the ties so he can use both hands to construct the switch. Once complete, he scrapes the copper from each tie to break the connectivity that the copper would have caused. Paul is working on the aluminum jig while at the right is a laser cut switch layout of ties that can be added to the completed switch. He usually used a poly glue to attach the ties. He doesn't like this product because it does not attach itself well to the dissimilar materials.



Here is a completed turnout straight out of the jig. The open spaces are filled with the laser cut tie layout. One lays this completed unit on top of the laser cut ties and the builder removes the ties needed to fill in the gaps and attaches them to the underside of this unit.



Jim M. is looking at the finished product. What a head shot.


Close up of Paul trying to solder, with no success. Not enough power to heat the gun sufficiently to melt the solder. Notice the solder spots on the copper colored ties. These are installed prior to attempting the assemble the switch. This way the track can be attached to the ties more easily. The block at the right is used to prepare the track for installation on the unit. The long groove allows the outside track to be filed down to accept the points. The smaller groove allows the points to be filed onto the point track. The rails are pushed in from with end of the block and emerge in what looks like the groove. Everything is correct for filing, no fancy cutting, just filing.






This is a hand build switch device. Paul built it from brass tubing. He mounted the mini switch below the brass wire that travels to the switch bar so that when the switch is thrown, the mini switch will be thrown also.

David also brought a box full of his projects in N gauge. He has a rather extensive collection of jigs and a manual for making turnouts and curves. Here you can see the aluminum jig and a corresponding laser cut wood layout of ties. Using these in combination, one can put together a very realistic, operational switch.




Here is a closer look at the ladder section that David built. Notice the missing ties on the right. He said that just handling these units causes the ties to come off. Also note the curved track he has constructed



This photo is up-side-down for some reason. By turning it over the image may make more sense. These are the jigs that David brought today.

Here is an array of blocks and a bender for working rails for turn-outs. At the top is a bender that can be used for all gauges of track. Below that are 4 blocks with various functions. The top block is a #5 point form for frogs and points, code 40 to 55. The next is a stock aid, but I can't read the small print. Next is a #6 Point Form for code 40-55. The final

block is similar the the #6 Point Form except there are multiple indicators, too small to read.



Here is a double slip switch that David Heinsohn is working on.



I think I would go blind trying to work on these projects. I am having enough trouble with what I am doing, I wouldn't get anything done if I got wrapped up in this stuff. Very interesting information and excellent examples of these peoples creativity and artistic abilities.

A "major" Thank You for a Luncheon Clinic well done.



{Ed. Yes, it may seem difficulty at first glance, but recall the series of articles in our “[Caboose Kibitzer](#)” written by David Heinsohn, and also a parallel series of articles in the [NMRA Magazine](#) written by Jim Wanlass, MMR when each described the AP in Civil Engineering...a direct application of this would be in Category 3. (below) where “Scratchbuilding” is required...

1. One original scale drawing of a model railroad track plan identifying:

- | | | |
|-------------------------------------------|---------------------------------------------------|-------------------------------------------------------|
| <input type="checkbox"/> Overall Size | <input type="checkbox"/> Facilities Turnout Sizes | <input type="checkbox"/> Four Switching Locations |
| <input type="checkbox"/> Scale | <input type="checkbox"/> Terminal | <input type="checkbox"/> Turning of Motive Power |
| <input type="checkbox"/> Track Elevations | <input type="checkbox"/> Motive Power Storage | <input type="checkbox"/> Two Mainline Train Operation |
| <input type="checkbox"/> Curve Radii | <input type="checkbox"/> Mainline Passing Siding | |

2. Construct and demonstrate the satisfactory operation of a completed section of the model railroad and trackwork described in Section 1. The section must contain at least 25 linear feet of track in Z, N, or TT scale, 50' in HO or S, 75' in O or 100' in G or #1, with appropriate ballast, drainage facilities and roadbed profile, and may contain spurs, yards, etc. Trackwork shall have examples of at least **SIX** of the following features:

- | | | |
|------------------------------------------|-------------------------------------------------|--------------------------------------------|
| <input type="checkbox"/> Passing siding | <input type="checkbox"/> Turntable | <input type="checkbox"/> Coal Dump Track |
| <input type="checkbox"/> Spur | <input type="checkbox"/> Transfer Table | <input type="checkbox"/> Ash Pit |
| <input type="checkbox"/> Crossover | <input type="checkbox"/> Super Elevation | <input type="checkbox"/> Service Pit Track |
| <input type="checkbox"/> Reversing Loop | <input type="checkbox"/> Simple Overhead Wire | <input type="checkbox"/> Grade Elevation |
| <input type="checkbox"/> Wye | <input type="checkbox"/> Compound Overhead Wire | <input type="checkbox"/> Other _____ |
| <input type="checkbox"/> Simple Ladder | <input type="checkbox"/> Scale Track | |
| <input type="checkbox"/> Compound Ladder | <input type="checkbox"/> Cog Railway Track | |

3. Construct for Merit Award Judging scratchbuilt models of any three of the following.

- | | | |
|--------------------------------------------------|---------------------------------------------------|--------------------------------------------------|
| <input type="checkbox"/> Turnout (Point or Stub) | <input type="checkbox"/> Crossing | <input type="checkbox"/> Double Junction Turnout |
| <input type="checkbox"/> Crossover | <input type="checkbox"/> Gauntlet Track | <input type="checkbox"/> Three-Way Turnout |
| <input type="checkbox"/> Double Crossover | <input type="checkbox"/> Gauntlet Turnout | <input type="checkbox"/> Spring Switch or |
| <input type="checkbox"/> Single Slip Switch | <input type="checkbox"/> Dual Gauge Turnout | <input type="checkbox"/> Operating Switch |
| <input type="checkbox"/> Double Slip Switch | <input type="checkbox"/> Gauge Separation Turnout | in overhead wire |



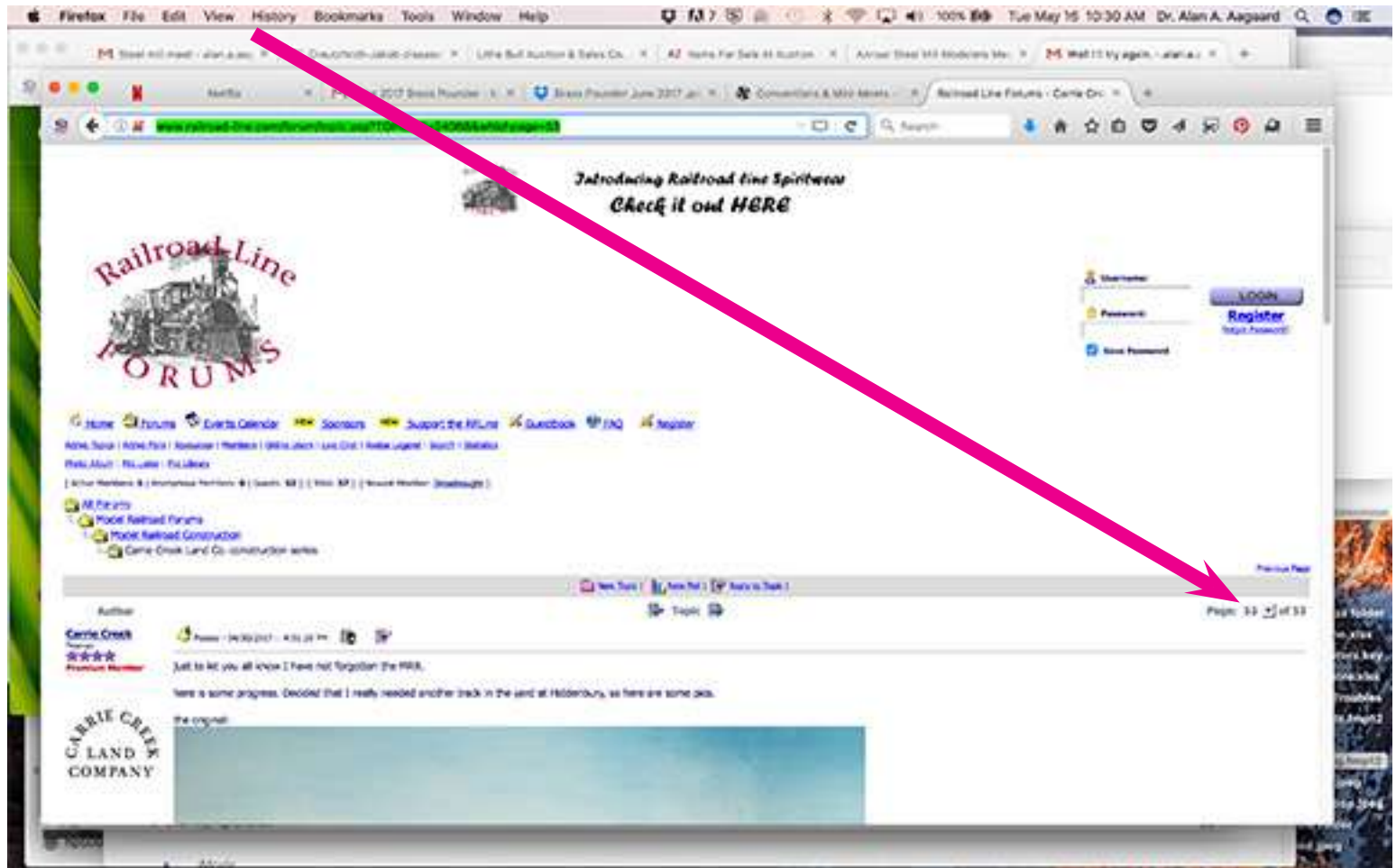
Ed. ~ Monday, May 15, 2017, Philip Zamzow shared his latest "post" to his "Railroad Line Forums" personal thread.

http://www.railroad-line.com/forum/topic.asp?TOPIC_ID=24068&which-page=53

Where he shows the location/placement of the #4 Turnout he created for us during his March 20th Clinic at the WAMRR Luncheon.

PS - below is a total screen snapshot showing the top of his "thread" and also shown is "Page 53 of 53"

Notice also, that his "thread" in this very comprehensive "Forum" is called "Carrie Creek Land Company"



Chisholm Trail Division - NMRA

Evening Meeting at the Olivet Baptist Church

3440 West 13th Street North • Wichita, KS 67203-4560
(13th Street North & High Street)



Begin gathering-----6:45pm

Treats and beverages will be served

- **NMRA**

- ° Short business meeting -----7:00pm - ???pm

Report presented by Phil Aylward, Paymaster/Treasurer

Displays around the room were available for viewing and distussion.




James H. Marlett
Assistant-Superintendent
Chisholm Trail Division
of NMRA

Meeting was called to order by Jim Marlett, Assistant Superintendent at 7pm



Several items displayed by Bob Neill



my apologies to Jim Marlett, as he moved his head while i was taking the panorama photo...



° followed by:

° Program I

Jim Marlett presented "Two Foot Narrow Gauge Railroads of Maine ~ Part 1"

break for refreshments and to stretch...



° Program II

Jim Marlett presented "Two Foot Narrow Gauge Railroads of Maine ~ Part 2"

Wichita Area Model Railroaders

Ourr's Family Dining

1606 South Georgetown Street • Wichita, KS 67218-4109

(Off East Harry between Hillside & Oliver)

11:30 am - 1:00 pm



...as we enjoyed our lunch and conversations...




- Model Railroad Equipment:

Auction & Sale

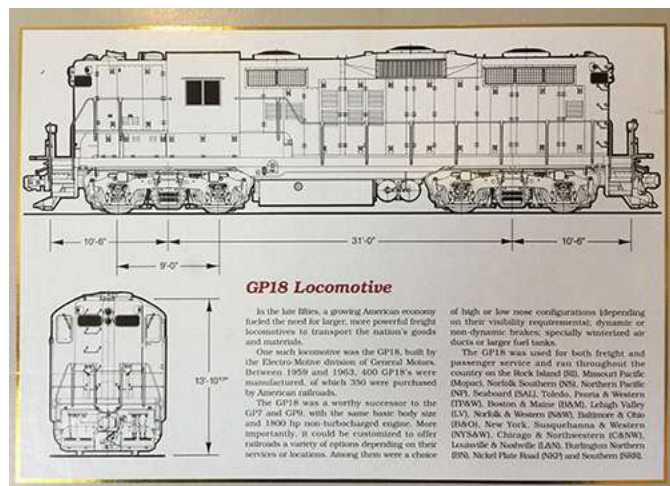
Some of the items will be auctioned off following the noon meal,

while other model railroad items will be displayed “for sale” prior to and after the auction.

Bring your checkbook and/or cash, since you will find “great values to be had” at this month’s Wichita Area Model Railroaders Luncheon!



...ah, yet another “happy camper”!



“Share and Tell”



by Tom Smith



using “Flash” or not to --- that is the question!!!

[Return to
Table of Contents](#)

Trails, Rails, & Tales
May / June 2017



21



“Harp Switch Stands” kits in O-scale

Tom Smith brought the “before and after”

(these were actually created using a 3-D printer)



The 2017 Steel Mill Modeler's Meet August 13-16 2017

The Sands Casino Resort
77 Sands Boulevard
Bethlehem, PA
1 (877) 726-3777

<http://www.smmsig.org/>



Rick Seyb
Chisholm Trail Division
of NMRA



The Steel Mill Modeler's Special Interest Group (SMMSIG) is an informal gathering of individuals with a common interest in industrial history, model railroading and creating scale models of the iron and steel industry. In addition to this website we share ideas and education on steel mill modeling through bulletins, the "Steel Mill Modelers Journal" and our annual meeting. We also provide clinic and educational support to the National Model Railroad Association, its affiliated regions and divisions as well as historical societies.

Dates and Location are fixed, other information is preliminary

The traditional format is registration, display and vendor setup on Sunday afternoon followed by a few clinics that evening. Monday will be a full day of presentations, vendor tables and fellowship. Tuesday will be devoted to carpool layout tours followed by the awards banquet. The meet wraps up with Wednesday morning's informal good - bye breakfast and annual business meeting.

Clinics:

The exact clinic schedule is still being developed. We plan on tapping a host of local modelers and veteran attendees to present fresh ideas and techniques. A few clinics specifically designed for those new to steel mill modeling will occur as we identify the number of first-time attendees. All topics will be specific to steel modeling.

Layout Tours:

Tuesday will be devoted to layout tours by carpool.

We are working on scheduling a layout operating session. The 2016 event was very successful and we would like to repeat the experience. Slots on the "operating crew" will be filled on a first registered basis, so register early.

Displays and Contests:

Attendees are encouraged to bring a steel related model(s) to display, even if it is only a single structure, locomotive or piece of rolling stock. Works in progress are welcome. Attendees will vote on the best displayed model to select the winner of the coveted Dean Freytag award. There is also a special photo category in the display contest that is designed for large models that can't be transported. All it takes to enter this category is photo(s) of your steel project. Judging is based on the quality of the modeling depicted and not on the artistry of the photograph.

Vendors:

One of the most popular attractions is the wealth of specialized steel modeling products offered in one place. Many are "basement" producers whose items aren't readily available in most hobby shops. We have a room dedicated just for the vendors.

All activities are tentative and subject to change!

Membership in the Steel Mill Modelers SIG is required to attend!

Return to
Table of Contents

Trails, Rails, & Tales
May / June 2017

23

piques in progress --- upDates...



MEMBERSHIP CHAIR
Dean Lippincott
dean.lippincott@Mail.com

I'm going to enclose a couple pictures of a room above my garage that is heated and air-conditioned. I am preparing it for an O gauge layout.



The deadline is July 4 as my two grandsons will be visiting. The room measures 12 x 28 but we're only going to use 12 x 20 for the railroad. I have four different Lionel train sets. Two have high-quality locomotives. I have currently all four locomotives in for repair and or service. I also have an A-A set of Santa Fe F-3s. I better get off and get back to sheet rock work. See you.

Dean Lippincott



Kansas Central Division (KCD) welcomes members from Chisholm Trail Division to our next meeting!

KCD's next meeting will be just north of Brookville, at the home of Ray Brady. After a typical business meeting we'll adjourn to Ray's layout and run some trains. Ray's pike involves over 600 feet of N-scale Union Pacific mainline between Salina and Promontory Point in the 1950's. He runs steam and diesel on a DCC control system. Many of his locomotives are sound equipped. The layout is still very much under construction, but also very much worth seeing and operating.

Come join us on:

Saturday, June 10, 2017
at 1:00pm

Ray's address is:

740 North Brookville Road
Brookville, KS 67425-

There are plenty of interesting places to eat in Salina during your drive up. Some good railfanning in Salina as well.

Questions, please contact David Heinsohn at: 1 (316) 259-5291

David Heinsohn
Division Director
Kansas Central Division
of NMRA



David Heinsohn
Division Director
Kansas Central Division
of NMRA



tales from the road

This calendar is at the Yoder hardware store in Yoder Kansas. The gentleman has worked there for 43 years and this has been his daily calendar he has turned down \$150 so far for this calendar every morning when I go to work after 43 years I walk over and I set this counter this was a neat man to talk to the owner of the store after 43 years he still has his calendar and he really enjoyed setting every morning



All,

The Augusta Model Railroad Club has several new members, most of whom have brought a variety of new skill sets to our club. One of those came through a club member's fiancé who possesses website building capabilities. As a result we now have a place where members and non-members can check the club operating session schedule by clicking the "Events" link. Likewise there is a plethora of information available about the club, layout, and more. Please check the website out here:

<http://augustahorrclub.org/>

More content will be available as we move forward. Please let us know if there is any particular content you would like to see on the website as this will help us gain interest in our model railroad club.

Thank you and happy railroading!

Matt Martin



Dan Hagenbuch
HOSPITALITY CHAIR
Chisholm Trail Division
of NMRA

Summer Activities!!!

Saturday, June 17th



The event for the month of June (17th) for the Chisholm Trail Division of the NMRA will be a visit to Steve Hindle's home layout. He models in HO and has a recent addition of an operating turntable.




From Steve's home we will go to SS Limited in Inman KS (103 Industrial Drive, N. Hwy 61, Inman, KS 67546) to tour their manufacturing plant.



After the visit we will move on to Phil Aylward's AVI depot for a BBQ.

For those who would like to car pool we will meet at the Olivet Baptist Church 3440 West 13th Street in the parking lot on the west side of High Street at 9:15am with plans of leaving promptly at 9:30am. We plan on being at Steve Hindle's home around 10:30am. Plans are for us to be at SS Limited in Inman around 12:30pm-1:00pm. After the visit of the SS Limited production facility we will head on to the AVI Depot in Halsted for a BBQ.



https://littlebullauction.com/Upcoming_Auctions.php

and then merely scroll down to the second event and you will see...

MODEL TRAIN COLLECTION AUCTION
FROM (2) LARGE COLLECTIONS IN THE MID-WEST
SATURDAY, MAY 13TH @ 10:35 A.M.

So much to choo-choo-choose from for railway buffs as
TWO of the largest collections of model trains goes up for auction
600+/- Lot's - 1000's upon 1000's of Train Collectibles
Auction Conducted at "The Little Bull Auction Gallery"
9932 S.W. Eugene Road, Augusta Kansas 67010



Bill Phillips
Treasurer
Augusta Train Club
and member of NMRA

Too Many Pictures for our site to handle
< VIEW GALLERY HERE >

SEE SAMPLE BELOW

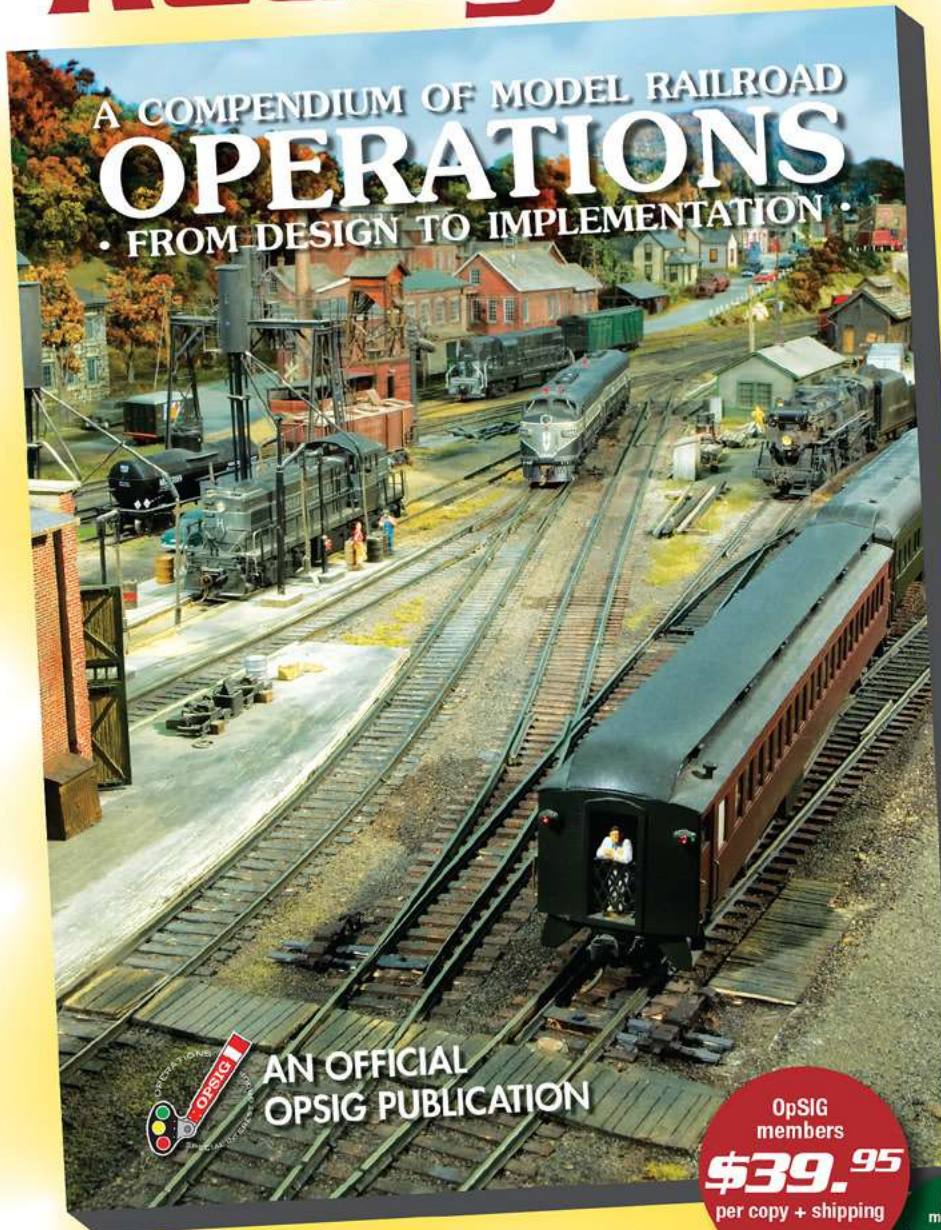
<http://www.auctionzip.com/cgi-bin/photopanel.cgi?listingid=2896106&category=0&zip=67218&kwd=model%20train>



A Special Interest Group (SIG) is an independent, not-for-profit, membership group organized to provide a forum for the exchange and collection of railroad prototype and/or model railroad information about specific topics. The Operations SIG (OpSIG) has chosen to join the NMRA Special Interest Group Program and is devoted to furthering the simulation of prototypical operating practices on scale model railroads. They have recently released a second OPSIG book shown below. If interested, see the information below.

Dispatcher to OpSIG Publication No. 2, you're ...

Ready to Roll!



All model railroaders, whether expert or beginner, will find a wealth of useful information in the OpSIG's second publication, **A Compendium of Model Railroad Operations – From Design To Implementation**. A complete guide to all things operations, our latest offering covers every aspect of prototype operations and how to apply them to your model railroad—from design and staffing to yards and paperwork, from communications and signals to dispatching and car forwarding—in 310 full-color pages. Written by ten of your fellow modelers and professionals, **The Compendium** contains more than 350 photos, 120 illustrations, and countless tips, pointers, suggestions, and prototype information to help guide you on your journey. A must for any modeler interested in prototype operations, add it to your library today!

OpSIG
members
\$39.95
per copy + shipping

Non-
members
\$49.95
per copy + shipping

To Order: Please mail a check or money order, payable to OpSIG, with number of copies and your mailing address, phone number, and e-mail to:

Steve Benezra
2737 Thistle Trail
Hillsborough, NC 27278-9302
Opsig.editor@gmail.com

Shipping: US (\$8)
Canada/Mexico (\$21)
Overseas (\$28)

For shipping rates on multiple books, as well as better international shipping, please contact Steve Benezra. For Paypal orders, please add \$1 to the cost of the book and send to OPERSIG@Yahoo.com. Provide your mailing address and telephone number in the subject box.

The OpSIG is a 501(c)3 non-profit corporation. For information on how to join the OpSIG, please visit www.opsig.org.

Calendar of Events



May, 2017

6th • **6th Annual Model Train & RR Memorabilia Show** (Marcelline, MO)

Walsworth Community Center • 124 East Ritchie Road

9:00am - 4:00pm

Learn more from: Dennis VanDyke • (660) 734-2195
FaceBook™: Walsworth Community Center



20th • **Train Collectors Association (TCA) 40th Annual Spring Train Show**

Garden Ridge Community Center • 9500 Municipal Parkway

10:30am - 4:00pm

Admission: Adults \$6.00; Family \$9.00

Learn more from: Pat Halpin • (210) 661-4238
PatHalpin@aol.com

18th - 21st • **Mid-Continent (MCoR) / Thousand Lakes Regions Convention** (NMRA)
(Ames, IA)

Quality Inn • I-35 & 13th Street • Ames, IA 50010-

(515) 232-9260

(800) 903-0009

Thursday - Sunday •

Learn more from: Whit Johnson
1117 East 16th Street South
Newton, IA 50208-
ConventionStaff@MCoR-NMRA.org



June, 2017

3rd - 4th • **Second Annual Center of the Nation Model Train Expo** (Hutchinson, KS)

Sunflower North Building • Kansas State Fairgrounds

Saturday ~ 9:00am - 4:00pm

Sunday ~ 9:00am - 3:00pm

Vendors Wanted

Learn more from: Don Phillips (620) 662-5906
1508 West 17th
Hutchinson, KS 67501-

3rd - 4th • **NE - NE-IA Railroaders 46th Annual Train & Toy Show** (Omaha, NE)

Ralston Arena • 7300 Q Street

9:00am - 4:00pm

Admission: \$6.00; under 12 free

Vendors Wanted

Learn more from: Bob Schaffer (402) 253-8885, or
Ron Bond (402) 292-3392
VonSuzBond@cox.net

10th & 11th • **“TrainFest 2017”** (Enid, OK)

Oakwood Mall • 4125 West Owen K. Garriott (HWY 412)

Saturday ~ 9:00am - 3:00pm

Sunday ~ 10:00am - 3:00pm

Admission: \$5.00 adults; \$3.00 Children (3-12); Under 3 are free with accompanying adult

Sponsored by the Cherokee Strip Model Railroad Association

Learn more from: Randy L. Lutz (580) 478-2631

RandyLutz01@GMail.com

<https://FaceBook.com/groups/1023938987672308>

21st - 25th • **“Santa Fe Railway Historical & Modeling Society 37th Convention”** (Tulsa, OK)

The Hyatt Regency at 100 East 2nd Street near central downtown Tulsa

between The Art Deco and Brady Arts Districts.

Learn more from: <http://atsfr.org/>

<http://sfrhms.org/conventions/>



July, 2017

1st & 2nd • **Train Show & Open House** (Spring Creek Model Trains)

Sat & Sun • 304 East Bryson Avenue (Drescher, NE)

Learn more from: Dave & Deb Zucker * (402) 365-7628

<http://www.SpringCreekModelTrains.com>

10th - 15th • **National Garden Railway Convention** (Tulsa, OK)

<http://www.thinktulsa17.com/>

29th • **Turkey Creek Train Show - 2017** (refer to next page)

Saturday • 8:00am - 3:00pm

Shawnee Mission North High School (Cafeteria) • 7201 Johnson Drive • Overland Park, KS

Clinics and contests (NMRA judging available)

Home Layout Tours • 3:30pm - 8:30pm

Learn more from: Larry Alfred, MMR, Chairman

(913) 782-6584 - Home Phone

CapTalFred@GMail.com

July 30th - August 6th • **National Model Railroad Association (NMRA)**

The Rosen Plaza Hotel (Orlando, FL)



August, 2017

August 30th - September 2nd • **37th National Narrow Gauge Convention** (Denver, CO)

Wednesday - Saturday • Marriott Denver Tech Center Hotel

Learn more at:

<http://37nngc.com/index.html>



**Turkey Creek Division
Annual Train Show
July 29, 2017
Shawnee Mission
North High School
7401 Johnson Drive
Overland Park, Kansas 66202**



Show Times 8:00 am to 3:00 pm Layout Tours 3:30 pm to 8:30 pm

**Attendees \$6.00 at door ... NMRA members \$5.00 at door
Children 12 and under attend free**

Clinics Start at 9:00 – Clinics covering many aspects of the hobby.

Model & Photo Contests – by NMRA judging and popular vote. Each model you entered into the contest will give you a chance in the special drawing to receive one \$50.00 gift voucher, up to a maximum of 5 chances. Awards will be announced @ 2:00 p.m.

Special Youth Award – for the best overall youth model entry.

Door Prizes – From many different manufacturers, vendors and local hobby shops

Display Layout and Layout Tours – In addition to the display layout at the meet, several local modelers will be opening their homes to layout tours in the afternoon and evening. See schedule at the show.

Swap Tables and Railroad Groups – Expect to find more than 80 tables from area dealers, local hobbyists and other railroad groups.

Food and Refreshments – will be available.

Turkey Creek Division Annual Train Show 2017

Vendor and Individual Registration Form

Individual or Vendor Name(s) for badges: _____

Address: _____

City: _____ State: _____ Zip: _____ Telephone: _____

E-Mail Address: _____

Individual Advance Registration \$5.00 _____ (NMRA members \$4.00 _____)

Vendor Registration: Eight Ft. Space \$20.00 No. of Spaces: _____ Total Amount: \$ _____
Total Encl. \$ _____ Check # _____ Electrical: Yes _____ No _____
Set up from 3:00pm to 7:00 pm on July 28th, must be out by 5pm on July 29th.

Make checks payable to "Turkey Creek Division"

Mail to: Turkey Creek Show, C/O Bill Humenczuk, Paymaster, 8624 W. 116th Street, Overland Park KS 66210

For more information contact: Larry Alfred, captlalfred@gmail.com, home 913-782-6584, or Larry Diehl, ldiehl066@gmail.com – cell 816-804-0152

September, 2017

16th • 20th Annual Wichita Area Garden Railway Society Home Layout Tour (Wichita, KS)

10:00am - 4:00pm

Admission: FREE

Learn more from: Herb Reeves, President
ReeveHa@aol.com

<https://www.FaceBook.com/WichitaAreaGardenRailroadSociety>

23rd & 24th • **Model Train Show** (Wichita, KS)

Cessna Activity Center • 2744 George Washington Blvd

Learn more at:

<http://www.WichitaToyTrainClub.org>

October, 2017

November, 2017

4th & 5th • **Ark City Model Train Show** (Arkansas City, KS)

Agriculture Business Bldg. • 712 West Washington

Learn more at:

<http://www.WichitaToyTrainMuseum.org>

December, 2017

January, 2018

4th & 5th • Ar

February, 2018

3rd & 4th • **The Wichita Train Show & Swap Meet** (Wichita, KS)

Cessna Activity Center • 2744 George Washington Blvd.

Saturday ~ 9:00am - 5:00pm

Sunday ~~~~ 11:00am - 4:00pm

Admission: \$8/Adult for both days; Children 10 and under are free with paid adult

Vendors Wanted

Learn more from: Phil Aylward (316) 259-5190
Aylward2@cox.net

<https://www.BestTrainShow.com>



in future issues...

In our next issue we will feature articles from our Chisholm Trail Division which will include:

- Progress UpDate of those working toward/achieving the NMRA “Golden Spike”
- “Tips and Techniques” from many of us
- additional tools with “*double entendre*”
- *and please, Please, PLEASE send some photos and your story to be included in:*

“ONCE UPON A TIME” GUESS WHO...???

- and much, MUCH more...

We will hear from:

- Tom Smith
- Larry Gulick
- Charles Dugnolle
- John Kraft
- Jim Marlett -- “How I Built my Backdrop”
- Gene Bowers -- “The Next Step”
- ...further adventures of the “Narrow Gaugers”
- “Programmable Servos”
- and others

the road to becoming an MMR