

# Trails, Rails, & Tales



May-June 2020  
Volume 6 • Number 3

The Official Newsletter of the *Chisholm Trail Division* of the **NMRA**

## FROM THE DIRECTOR'S DESK

BY PHIL AYLWARD

I hope this finds you all well and safe during these times. The next time we can get together the ice cream is on me. I have enjoyed hearing about the work some of you are doing on your layouts. For me, that has been working on my AVI depot. Have some Sheetrock to do. I now have 6 HO, 1 N, 1 O27 layouts in the depot now. One is from Engine House Hobbies and one is Dewey Smith's home layout. When this is all over we might have a run day at the Depot. Bring your trains and run them on the layouts. Maybe cook some dogs.

—Phil

## FROM THE SUPERINTENDENT'S DESK

BY DEAN LIPPINCOTT

Hello to my fellow model railroaders,

I'm STILL excited for the upcoming year as your superintendent. The March meeting was a huge success as was the February meeting. Thank you Lloyd for your slide show and to Pam and Gordon for your wonderful, fun clinic. I see many of you have already installed your water project on your layouts. Be sure to send pictures to Jim Marlett so we might see them in this newsletter (if you have already sent them) or for the next newsletter. Our April meeting was also a success considering the circumstance we were dealing with. In case you haven't heard, we had a ZOOM meeting with about 15 of us participating. Thanks to all who shared their layouts with the members in attendance. As it stands right now our May meeting will also be a ZOOM meeting. I'm going to try to have a program set up for that meeting.

### TRAILS, RAILS, & TAILS

is published bi-monthly.

It is sent to members of the  
Chisholm Trail Division of  
NMRA

#### DIRECTOR

Philip Aylward  
[aylward1@cox.net](mailto:aylward1@cox.net)

#### SUPERINTENDENT

Dean Lippincott  
[dean.lippincott@gmail.com](mailto:dean.lippincott@gmail.com)

#### ASSISTANT SUPERINTENDENT

Ron Werak  
[rwerak@dosks.com](mailto:rwerak@dosks.com)

#### PAST SUPERINTENDENT

Rob Neises  
[robby\\_nmra@yahoo.com](mailto:robby_nmra@yahoo.com)

#### PAYMASTER/TREASURER

Gene Bowers  
[gene9366@icloud.com](mailto:gene9366@icloud.com)

#### CLERK/SECRETARY

Randy Stucky  
[rita.stucky@wesleymc.com](mailto:rita.stucky@wesleymc.com)

#### WEBMASTER

[http://ctd-mcor-nmra.tripod.com/  
ctd-mcor-nmra.html](http://ctd-mcor-nmra.tripod.com/ctd-mcor-nmra.html)  
Rob Neises

If you would like to join us for the May meeting, please download and install ZOOM to your smart phone, tablet, or computer. Once you get it installed, call me at 620-200-3562 and I will help you with the rest. We can then have a one on one test meeting prior to the real meeting on May 5, 2020 at 7pm. Please do not wait until the last minute.

On another note, as many of you know the July National NMRA Convention “Gateway 2020” that was to be held in St. Louis has been cancelled. There is a Youtube video out that supposed to be the official announcement of the cancellation. I found it humorous that they said that in the NMRA’s 85 year history, the convention has never been cancelled even during WWII. Yet on the NMRA webpage they list all of the years and locations of all the national conventions and the year 1945 has been left out. I can only assume that the folks on the video are wrong and there was no national convention in 1945. MY guess it was cancelled because of a war situation.

Here is the link to the cancellation announcement.

[https://www.youtube.com/watch?v=4qHm\\_zRGmRg](https://www.youtube.com/watch?v=4qHm_zRGmRg)

Upcoming national conventions are 2021, Santa Clara, CA, 2022, Birmingham, UK, 2023 Dallas/Fort Worth, TX. Hopefully it will be back in St. Louis in 2024.

Please, please everyone stay safe from the COVID-19 virus. I see more and more people out in public not wearing their masks. When I leave the safe environment of my home, I wear my mask faithfully and carry hand sanitizer with me and use often. I do not want any of you catching this horrible virus.

See you on the internet in May and hopefully we can all be together at Olivet Baptist Church for our June meeting.

–Dean

## FROM THE EDITOR’S DESK

BY JIM MARLETT

**As John Lennon once sang,  
“Strange days indeed -- most peculiar,  
mama.”**

This issue of Trails, Rails, & Tales will be a little different since there were no train shows or conventions to report on. However, these strange times have given many of us the opportunity to do some serious hobby work.

In my case, there has been plenty of time after the usual spring yard work to go hard at it on my layout. I’ve also discovered that my stash of hobby supplies was short a few things and I

couldn’t just go get them. On line ordering takes time to deliver so a few times I’ve had to change horses in the middle of the stream. Still, progress is being made.

Another interesting result of the stay-at-home order has been the use of Zoom to conduct the Chisholm Trail Division monthly meeting. It was Wayne Schlueter’s suggestion to Dean Lippincott that got it started. Dean set up a few practice meetings, then on the first Tuesday in April, we held the first official Zoom Division meeting. I have to say, I really liked it!

Because of the video component, we can share our projects, our layouts, and even our computer screens for photo sharing and presentations. I've felt bad that I couldn't share what I was working on at our normal meetings because I haven't been working on anything portable. Well, Zoom meetings allowed me to take my laptop into the layout room and share the construction that was going on in there. We got to see some of our other members' projects as well.

I would seriously encourage you to give the May Zoom meeting a try. If you think it will be too confusing, please see Dean's column above for instructions and help on signing up and participating.


So what have I actually been doing while holed up? Mostly laying track and wiring. As you probably know, I like to hand lay my rail. Using flex track is certainly easier and modern, properly weathered flex probably even looks better, but there is something very satisfying to me in driving those tiny spikes into wooden ties. I don't think

I'm particularly good at it, but I enjoy it. However, if you are in a hurry, use flex track. Spiking your own is very time consuming.

The wiring has been a little frustrating. I've run out of two kinds of wire that I like and at different times so it took separate orders. In fact, I'm still waiting on one as I type this. My soldering iron died in the middle of the project, but that allowed me to buy a fancy new soldering station and to do so without guilt. Then, while heating up some shrink tubing, my heat gun fan jammed and I couldn't fix it. In the old days I used a soldering iron on shrink tubing, but that heat gun had me spoiled. A new one is on the way. Now I'm installing my remote manual turnout linkages while waiting for the wire and heat gun. This has been a challenge in a few places, but I am not deterred.

So all in all, I'm staying plenty busy while staying home. I hope you are, too. And send me pictures of your projects to share in TR&T. We all want to see what you're doing.

–Jim



## WIGTON PONDS

BY LEN WIGTON

*(Editor's note: At the February Chisholm Trail Division meeting, Pam and Gordon MacPhail gave an excellent make and take clinic on "The Illusion of Water." As pictured on the right, we all made ponds. Pam challenged us to install them on our layouts and share the results. Len and Ann Wigton did just that.)*



Len's Pond: For years, I had a pile of rocks (or ballast) and a front loader in that spot. Grandkids always played with it. (In the old days, we always just painted some sky blue where we wanted water)



Ann's Pond: The only place left was the entrance to my staging yard. (An ugly area of my layout)




## START THEM OUT RIGHT

BY DEAN LIPPINCOTT

My grandson Miles needed a garage for his two cars from the movie “Cars.” So Papa and Miles went to the basement and scratch built the needed garage.







## KIT BASHED MINING SUPPLY

BY LARRY GULICK

When we were much younger I lived in a small community that did not have a hobby shop. The closest one was over a hundred miles away and it didn't have much stock. The custom at that time for the local Woolworth store was to stock up on train related items for Christmas sales. After the holidays they reduced the price to clear out the stock. This was when I made a lot of my purchases. Most of them were made without any forethought, just clean the shelves. One of the items was an AHM freight house. I assembled the kit, and probably didn't do a good job.

Later Art Curren from Model Railroader magazine did a kit bash with this structure. I thought the building now really had interest. But by now I didn't have two kits to work with. Time goes by, 30 or 40 years. By now I am no longer working in HO scale. Walther's sends out their sale flyer and they have the freight house kit, and it's on sale!

Two were purchased and you can see by the pictures what happened. I thought that the roofs were a weak point, so I changed all of them except one.





## Gambol, Whaite & Hope: a kitmingled industry

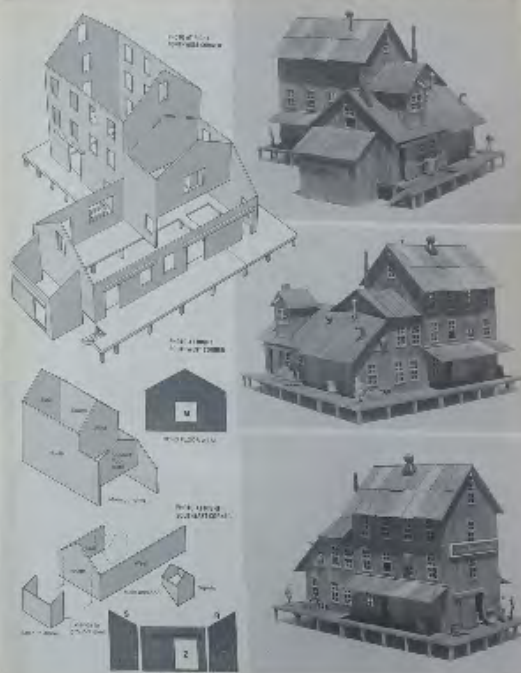
Two identical kits yielded this easier-to-build HO structure.



If you want a structure that's a little more than a simple box, but not quite a full-on model, the Gambol, Whaite & Hope kit is just what you need. It's a simple, yet effective, design that can be built in a matter of hours. The kit includes everything you need to build the structure, including the walls, roof, and floor. The walls are made of plastic and are easy to assemble. The roof is made of plastic and is also easy to assemble. The floor is made of plastic and is also easy to assemble. The kit is a great way to get started with model building.

### THE WALLS

The walls are made of plastic and are easy to assemble. The roof is made of plastic and is also easy to assemble. The floor is made of plastic and is also easy to assemble. The kit is a great way to get started with model building.


The walls are made of plastic and are easy to assemble. The roof is made of plastic and is also easy to assemble. The floor is made of plastic and is also easy to assemble. The kit is a great way to get started with model building.









## LARRY GULICK'S STAYING HOME PROJECTS



## ALAN AAGAARD'S STAYING HOME PROJECTS

Some of these items will be used to enhance my “scratch-building” of the “Work Caboose” I’ve been attempting during this quarantine period of time.

After washing in warm soap and water and drying, I then trimmed the “flash” off them. I took the tape and rolled it so it was sticky side out and stuck the pieces/parts to the bottom of a garden center box. From left to right: 55 gallon drums; two rows of 4’ work benches with tools atop; then a 6’ work bench; and finally an 8’ work bench.



I took them outside and sprayed with gray primer...now they are “breathing” the fumes off

And the work caboose? Look for more in about it the July-August issue of Trails, Rails, & Tales.



## CALENDAR OF EVENTS

### INCLUDES NON-NMRA EVENTS

### RECURRING EVENTS

**It is presumed that the recurring events listed below will not taking place during the current medical situation.**

**Chisholm Trail Division of NMRA Monthly Meeting.** Every first Tuesday of the month. Gather at 6:45PM. Olivet Baptist Church, 3440 W. 13th St., Wichita, KS (13th & High) <http://ctd-mcor-nmra.tripod.com/ctd-mcor-nmra.html>

**Please note:** Chisholm Trail Division is conducting Zoom meetings on the internet until further notice. Members will be apprised of the details and be receive meeting notices by email.

**Kansas Central Division of NMRA.** Every second Saturday of even numbered months at 1:00PM. Locations vary. Contact information is here: [http://www.mcor-nmra.org/Divisions/Kansas\\_Central\\_Division/](http://www.mcor-nmra.org/Divisions/Kansas_Central_Division/)

**Kansas Central Model Railroaders Business Meeting.** (Not the same as Kansas Central Division of NMRA) Every second Saturday from 11:00AM-Noon. 16 East 3rd Ave, Hutchinson, KS <http://www.kansascentralmodelrailroaders.org>

**Wichita Area Model Railroaders Luncheon.** Every second Thursday at 11:30AM. Spears Restaurant and Pie Shop, 4323 W. Maple, Wichita, KS

**All events listed for May and June in previous Trails, Rails, & Tails have been cancelled.**

**Also, the 2020 NMRA National Convention and Train Show scheduled for July in St. Louis has been cancelled.**

**Any events listed below are subject to cancellation, but the organizers have not done so at press time. Check websites for updates.**

### JULY 2020

#### **July 31-August 1 – Railroad Prototype**

**Modeler's Meet.** Gateway Convention Center, One Gateway Drive, Collinsville, IL. (Across the river from St. Louis, MO) <http://www.icgdecals.com/stlrpm/>

### SEPTEMBER 2020

**September 2-5 – 40th National Narrow Gauge Convention.** Embassy Suites by Hilton, 2 Convention Center Plaza, Saint Charles (St. Louis), MO. <https://40nngc.com/>

### FEBRUARY 2021

#### **February 6-7 – The Wichita Train Show &**

**Swap Meet.** Cessna Activity Center, 2744 George Washington Blvd., Wichita, KS. Saturday from 9AM-5PM. Sunday from 11AM-4PM. Sponsored in part by Chisholm Trail Division NMRA. <https://besttrainshow.com/>

**Please send me any events or meetings that you think should be included on this calendar.**

Jim Marlett

[jmarlett@cox.net](mailto:jmarlett@cox.net)