

Trails, Rails, & Tales



May-June 2023
Volume 9 • Number 3

The Official Newsletter of the *Chisholm Trail Division* of the **NMRA**

FROM THE DIRECTOR'S DESK

BY PHIL AYLWARD

All the train show financial information is in now. I'll have a report at the next Chisholm Trail Division Meeting along with a check for the Division.

Thanks again to all who helped make this a successful show.

–Phil

FROM THE SUPERINTENDENT'S DESK

BY CHARLIE MONCKTON

As the weather has begun to get nice I have had a great personal dilemma. How do I work in the yard and on my layout and modules at the same time? I am proud to say so far my trains have won out. I hope you all are also getting to spend time working on your trains and layouts.

April 13th and 14th I attended the Arkansas City Train Show with the modular group and as you will read in Terry Ross's article, it was a great experience. Not only did I get to see lots of train stuff and other modules, but was able to talk to several people about the Chisholm Trail Division of the NMRA. The most unique part of the experience may have been Dean Lippincott serenading us on his dulcimer as we packed up the modules. Be sure to check our web site where several pictures from the Arkansas City show have been added. You can find the site at <http://www.nmrachisholmtraildivision.org/>. Click on the "NMRA Wichita" tab to find the pictures. Check the site often as it is being continually updated.

– Charlie

TRAILS, RAILS, & TAILS

is published bi-monthly.

It is sent to members of the
Chisholm Trail Division of
NMRA

DIRECTOR

Philip Aylward
aylward1@cox.net

SUPERINTENDENT

Charles Monckton
monckton_66061@yahoo.com

ASSISTANT SUPERINTENDENT

Dean Lippincott
DLippP5a@gmail.com

PAYMASTER/TREASURER

Gene Bowers
gene9366@icloud.com

CLERK/SECRETARY

Randy Stucky
ritastucky3@gmail.com

SYSTEMS ADMINISTRATORS

Len Wigton: 777@yahoo.com
Ann Wigton: 767@hotmail.com

NEWSLETTER EDITOR

Jim Marlett
jmarlett@cox.net

Submissions for publication are
strongly encouraged.

Logo Design by Alan Aagaard

FROM THE EDITOR'S DESK

BY JIM MARLETT

My apologies for sending out Trails, Rails, and Tales a little early this month. I have been quite busy with some poorly timed travel. I either had to put it out a little bit early or a very late. I picked early figuring it would be better to have it done with nothing hanging over me when I return.


This month Terry Ross submitted an update on the Chisholm Trail Division's modular group. Bob Neill sent an article for the last edition, which I saved for this edition. He has questions that I think we all should consider and which I think the Chisholm Trail Division's Achievement Committee will answer. Finally, Randy Stucky has a report on the Augusta Model Railroad Club's open house to which we were invited.

Meanwhile, on the good ole' San Juan Southern, my own model railroad, I'm sure everyone is waiting with bated breath to see whether I chose to build the final yard on expensive Baltic birch plywood or something less expensive. I decided to go cheap, relatively speaking, and just use AC plywood. I think I can make it flat and level enough to keep cars from

rolling on their own. I can make it good enough and I think good enough is, indeed, good enough. The Chief Financial Officer (Patty) is relieved.

The first phase of constructing that final yard and townsite is to build and install a roundhouse and turntable. I figured it needed to be done first since I think it will be harder to build than the rest, it will allow locomotives to be turned even before the rest is built, and some parts are a long way from the front. You might ask what being farther from the front of the layout has to do with the order of construction. It's pretty simple, really. I want to build that section on the workbench before I install it. That way I can reach all around it quite easily. It needs to be first because it goes in a corner between other sections and is under the upper level. Maneuverability is a challenge in that corner and even if it wasn't, it would be really hard to get it in place if other the sections were already on either side of it. I just hope it doesn't take me all summer to get it built and functional. I want to turn engines for operations.

– Jim



1) The final phase begins. First I laid out my estimate of where the turntable would go. Then I screwed and glued 1x4 supports to straighten out the plywood while still not interfering with switches or the turntable.



2) After filling some low spots in the Homasote, I drew the turntable and roundhouse in their final positions.




3) I made two inspection pits and cut holes for them before gluing the Homasote to the base.



4) When everything seemed to be in the right place, I glued the Homasote to the plywood base.



5) Plywood scraps screwed through to the base substituted for clamps while the glue dried.



6) I removed the plywood, filled the screw holes, drew some more alignment marks, then cut a hole for the



7) I glued the 1/4" brass tube pivot shaft into the turntable bridge making everything as square as possible.




8) Using my drill press, I drilled a bearing hole in the center of a piece of plywood and installed the bearing.




9) I made a lower bearing plate, drilled it, then lined the upper and lower holes as perfectly square as possible.



10) I clamped the assembly where I thought the center of the turntable should be then started adjusting things.



11) Using the lines I had drawn previously, I stretched thread to make crosshairs in the true center of the pit.



12) Looking through a 1/4" brass tube at the crosshairs, I aligned the plywood plate and screwed it in place.



13) After all that, I managed to get the turntable bridge level within two layers of painters tape. Good enough.

PHILL AYLWARD RECEIVES JOHN D. LAROE AWARD

The John D. LaRoe Memorial Award is presented by the Chisholm Trail Division to recognize outstanding and dedicated service to the Division and the hobby of model railroading. Phil Aylward is this year's recipient. For many years, Phil has served as Division Director, the liaison between the Division and Mid-Continent Region of NMRA, including years in which the Division was barely active. He was instrumental in the 2014 revival of Chisholm Trail Division as we now know it and has been the organizer of the annual Wichita Train Show and Swap Meet. Congratulations are definitely in order!



Left to right, Phil Aylward receiving the LaRoe award from Randy Stucky and Charlie Monckton.

AUGUSTA MODEL RAILROAD CLUB VISIT

BY RANDY STUCKY

The Augusta Model Railroad Club invited us to visit their model railroad on February 18. Trains were running. Thank you for the invitation.

–Randy

BNSF Vehicle Train



Wedding scene at chapel built by Pam MacPhail

Wedding Reception outside of chapel



MODULAR LAYOUT UPDATE

BY TERRY ROSS

Here's the latest news on the Chisholm Trail Division Modular Layout. We have made some great progress since we first met at the August meeting last year. We have been in shows in McPherson, Wichita, and our latest this last weekend, The Arkansas City Train Show. We are putting up a layout measuring 16' x 28' for these shows. We have current modules to do a 16' x 32' if we have everyone available. We have two new members who will be bringing in another 24' to 30' of modules.

As you know, we are running NCE DDC for power and it is working great. Rick Coble has become our IT Tech leader and Dispatcher at the shows. He has our wireless throttles working well. He has JMRI loaded on his computer to tune up all the engines we are running on the layout and make any changes in programming that the owner wants. He has purchased a scale speedometer so we can speed match locomotives if we want to run in consist. He has also installed a program so we can set up our I-Phones to be the throttle controller to run our train. Great Job Rick, we appreciate all you do to keep us up to date.

On the scenery front, we have made great progress and still have some fun things to do to really make our layout something we all can be

proud of. We have a complete city scene, winery, oil refinery, freight yard, coal mine, and 3 corner mountains (one with a small pond). I have enclosed pictures from around the layout. Everyone has been working on their own modules and doing a great job. Our goal for Ark City was to not have a plywood prairie railroad, and thanks to membership's hard work, we met that goal.

Our future plans include the Center of the Nation Hutchinson Show in June, the Wichita Toy Train Club show in October, and two exhibition shows, one at Matfield Green Festival in July, and one in Strong City Depot for Santa Fe Days in October. We are also discussing some other show opportunities and branching out into the community at other venues besides just train shows. All work-in-progress status, but we will keep you informed as we progress.

We had the CTD Banner and Information/Membership pamphlets set up with our layout and talked to several people about joining. Thanks to the NMRA Chisholm Trail Division for their support of our group. We continue to spread the good news about being a CTD member. It's an exciting time to be a CTD member.

-Terry







SOME THOUGHTS BY BOB NEILL

I am nearing the finishing point of cataloging the Mainline Modeler magazine articles and came across an article asking "Is good enough ever good enough?"

Since none of my models are ever finished, none of mine are ever good enough. Kind of like house work, when is any job finished? A friend was a carpenter and mentioned that whenever he visited a home, he would find himself visually checking the work that was done to that home and what had been fixed. When do you call it quits?

In the article, it is mentioned that the ancient famous names in model building would have trouble measuring up to today's standards. The things produced as kits in "the good old days" leave a lot to be desired today. Today's kits leave a lot to be desired when being judged.


My challenge with NMRA judging is what does the judge look for. For rolling stock does anyone see if the brake system is correct if the car is running on the track? When a structure is nailed down to a layout, does anyone see if the back side is painted? Does a judge look inside every model to evaluate the interior? When judged, I can understand needing to evaluate less obvious areas because of not knowing where a model will be displayed. If we become too critical, how do we reach the new and the young? How do we teach others what we do not know?

To sell membership in NMRA we need to show there is more in the Achievement Program than producing museum grade models that are displayed behind glass. There is the desire to have people organizing and running events that attract outside people and teach ways that increase the fun of the challenge. How can we make being

judged a fun experience? Is there any judging for teaching, or running a club, or running an operation session on a layout?

I am probably wanting too much, but sitting at the NMRA table, it seems there is little to show people what they can learn to enjoy. It seems that when many people see the sign, they walk away quickly. It seems that many people do not want to join any organization, or is it just working to someone else standards? Would it help attract interest if we displayed more activity, teaching clinics, friendly model building challenges, public displays? WTTC has their layouts on display on weekends, and a showing at River Fest, while trains are run at Botanica, weather permitting.

– Bob Neill



(Editor's note: Bob submitted this before the modular group was up and running and scheduling appearances at a variety of events. He also asked a few questions that I think our Achievement Committee will eventually answer. Still, I thought his questions and thoughts deserved our consideration as we think about how to promote our hobby in the best ways possible.)

IN CASE YOU MISSED IT

At the March Division meeting, Charley George regaled us with tales of his days as an engineer.



Then at the April meeting, Jimmie Pottberg of JP 3D gave a tremendous program on 3D printing. The question and answer session went on well beyond our usual quitting time.



CALENDAR OF EVENTS

INCLUDES NON-NMRA EVENTS

RECURRING EVENTS

Chisholm Trail Division of NMRA Monthly Meeting. Every first Tuesday of the month. Gather at 6:45PM. Olivet Baptist Church, 3440 W. 13th St., Wichita, KS (13th & High) <http://www.nmrachisholmtraildivision.org/home.html>

Kansas Central Division of NMRA. Every second Saturday of even numbered months at 1:00PM. Locations vary. Contact information is here: http://www.mcor-nmra.org/Divisions/Kansas_Central_Division/

Kansas Central Model Railroaders Business Meeting. (Not the same as Kansas Central Division of NMRA) Every second Saturday from 11:00AM-Noon. 16 East 3rd Ave, Hutchinson, KS <http://www.kansascentralmodelrailroaders.org>

Wichita Area Model Railroaders Luncheon. The second Thursday of every month at 11:30AM. Spears Restaurant and Pie Shop, 4323 W. Maple, Wichita, KS

SCHEDULED EVENTS

JUNE 2023

June 3-4 – Center of the Nation Model Railroad Expo. Kansas State Fairgrounds, Pride of Kansas Building, KS. Saturday, 9AM-5PM, Sunday 10AM-3PM <http://www.kansascentralmodelrailroaders.org/train-show.html>

JULY 2023

July 8-9 – Spring Creek Biennial Train Show. Thayer County Event Center, Deshler, NE. Saturday 9AM-5PM, Sunday 10AM-4PM <https://www.springcreekmodeltrains.com/show-schedule/>

July 27-29 – Mid-Continent Region NMRA Annual Convention, “Kansas City Flyer.” Holiday Inn & Suites, 8787 Reeder St., Overland Park, KS. <https://2023mcorconvention.com/>

July 29 – TTOS Summer Train Show. Payne County Fairgrounds Expo Center, 4518 Expo Cir. E, Stillwater, OK. Saturday 9AM-3PM, <https://www.ttos-soonerdiv.org/division-events.html>

AUGUST 2023

August 20-26 – NMRA International Convention “Texas Express.” Gaylord Texan Resort & Convention Center, Grapevine, TX (Dallas/Fort Worth). <https://www.2023texasexpress.com/>

August 30-September 2 – National Narrow Gauge Convention. Crown Plaza Denver Airport, 15500 E 40th Ave, Denver, CO. <https://www.43nngcdenver.com/>

Please send me information about any events or meetings you think should be included on this calendar.

Jim Marlett
jmarlett@cox.net