

THE BRASS POUNDER*



Photo by David Heinsohn

Volume 28
Issue 3
June 2019

Timetable

**The next Kansas Central Division (KCD) meeting will be at Ray Brady's
More Information on Page 3**

Join the KCD on Facebook

Kansas Central Division-NMRA has a Facebook page and is for NMRA members only. It is a place to share model railroading adventures, post pictures, tell tales of woe in building your empire, post obstacles you have overcome, and ask questions. Have Fun. Simply enter Facebook search block and select request to join. See you there

Join the KCD Yahoo Group

Kansas Central Division has a Yahoo Group. To join the Group, send an email to:

KCD-NMRA=subscribe@yahoogroups.com

You will be automatically subscribed to the group with the email address from which you sent the message. Or go to groups.yahoo.com and enter KCD-NMRA in the search window to find the group and join.

Table of Contents

Call Board	1
Minutes of Last Meeting	2
Next Meeting	3
Director News	4
Upcoming Events – MCoR Convention	5
Upcoming Events – NMRA Convention	11
Herington Railroad Days Report	12
Treasures In The Attic	13
Timetable	18

Kansas Central Division – NMRA

Call Board

Director	Ray Brady joycove@wilsoncom.us
Superintendent	David Heinsohn Kd0r@fhrd.net
Clerk	Tom Katafiasz
Paymaster	Larry Tiffany
Brass Pounder Editor	Ray Brady
Brass Pounder Associate Editor	Christine Heinsohn

Minutes of Last KCD Meeting

April 6, 2019

Our April meeting took place at David and Chris Heinsohns house. David convened the meeting at 1:03pm. Those in attendance were Ross Boelling, David and Chris Heinsohn, Alan Meinholdt and Tom Katafiasz.

The members present introduced themselves and gave a brief description of their current activities. Chris and David discussed their upcoming overseas travels. Tom mentioned the recent deaths of local model railroaders and his involvement with the McPherson Museum layout. Ross told about his trip to Reno and his wife's travels and delays. He also mentioned that he is on the board of directors for Operation Lifesaver and that he is the Dickinson County representative to the Kansas Silver Haired legislature. Alan discussed the bridge that he built and the DD40 that he rebuilt. He also helps with the Emporia Museum and also does some woodworking.

Ross motioned and Tom seconded to approve the minutes from the last meeting. The next meeting will be at Ray's house on Saturday, June 8th at 1pm.

The cross bucks that were donated by Jim Monroe were discussed. It was moved by Ross and seconded by Chris to donate them to the Emporia Museum.

The upcoming Mid-Continent convention in Wichita as well as the national NMRA convention in Salt Lake City was mentioned.

Ross mentioned the upcoming Herington Train Show and its various attractions. A new NMRA banner will be displayed at a table at the Herington Train Show and met with approval.

David gave a trial run of his program "How Far Apart Should My Tracks Be?" which answers common Layout Design Questions. This program will be presented at the Mid-Continent convention in June in Wichita.

Respectfully submitted,
Tom Katafiasz, Clerk, KCD



Next Meeting

Kansas Central Division - NMRA

Agenda June 8, 2019

Short Business Meeting

Followed by

"Let's Run Trains"

Operating Ray's Basement N-scale Layout

Since the last time the Kansas Central Division was at my layout, I have completed the North Platte yard. That now gives the layout three completed yards to go with the 600' mainline, 13 passing sidings and three more yards spotted in (with a double main already installed for each yard). With that in mind, the opportunity exists for operations to begin. "Y"s exist at Topeka and Ogden, as well as a flyover for locomotives at North Platte. So trains or engines can be turned.

I am in the process of scoping out the trains that could be run on the layout that would represent the UP-D&RGW prototype. Come join me as we simulate a railroad.

I anticipate the possibility of 10-12 trains that could be operated via train orders....

City of Los Angeles

Portland Rose

M-10000 Little Zip

Because of the yards, we can make up trains from yard inventory into

Coal Trains




Refrigerator trains

Stock Car Trains

Mixed Trains

Come and see if we can simulate some prototype operations...

Directions to Ray's will be sent out under separate email.



Director News

From the **KC Division NMRA**



As I look back on the last 6-9 months, I have been consumed with preparations for events that add to the model railroad experience on my layout, as well as getting me out of the house for Spring and Summer "railroad" activities.

I note in the meeting announcement on page 3, the Division will be at my house and my "clinic" will be the first attempt at "operations" on my layout. I have completed the North Platte Yard, and so we have three yards that are operational – Topeka, Salina, and North Platte Yard. We will attempt a form of Train Orders to see how it plays on my layout. See page 3 for more information.

As noted later in this issue, I had a presentation at the Herington Days train fest, and my preparation for the presentation of "The Beginners Guide to Model Railroading" proved to be interesting and instructive for me. It afforded me the opportunity to explore aspects of model railroading that I had glossed over when I was making my 2005 decision in Maine about the scale and locale I wanted for my model railroad, ie., my "givens and druthers." The picture below of the different model railroad tank cars to show the variance in sizes is enlightening. And, the other aspects of modeling, such as size of the model railroad layout as well as the various aspects of the "technologies" that must be employed led me to reflecting on what I had gotten myself into.

And, I have the presentation pretty much ready for the Speed Matching clinic that I will be giving at the MCoR convention in Wichita in June. Just a few final touches are left as the time draws near. It, too, has been a learning experience for me. I found new information from the JMRI users group about different brand decoder's characteristics. It illustrates that NMRA Standards are not uniformly "interpreted." One size does NOT fit all. Even though the NMRA has established standards for defining the CV's for speed control, there are at least 5 different ways that the decoder manufacturers have chosen to implement the standard. Come to the Convention in Wichita to hear more.....



And, the July National NMRA Convention is also on my schedule. It proves to be fortuitous that:

- The convention travel will be along the right of way that I am modeling on my layout,
- The convention will have an incredible number of clinics AND layout displays to learn from,
- My daughter is only another day's drive further west in Oregon (and that drive just happens to be along the same railroad that populates my basement. How can I tolerate that drive???)

And, my other hobby of genealogy continues to consume computer screen time. I have Swedish ancestors identified back 9 generations, and have identified a lot of 3rd cousins that are still in Sweden. The presentation for the Mid-July family reunion is well on it's way to completion.

Back to model railroading, the MCoR Board of Directors meeting will be held at the Wichita Convention on Saturday, and I anticipate proposing the county boundaries shown on the banner Ross had made for us. Basically, it preserves the boundaries of the Division as they now exist while making it "county-based" instead of "zip-code based." And it maintains the current interfaces with Chisholm Trail Division south of us, the Western Kansas Division west of us, and Turkey Creek Division east of us. While they are a separate division, the other Divisions offer opportunities as well if your travel plans would allow you to participate in their activities.

Ray

Upcoming Events:
2019 Mid-Continent Region
Convention

2019 MCoR CONVENTION
TRAIN SHOW

Hosted by: Chisholm Trail Division, NMRA
Saturday June 22, Sunday June 23, 2019

AT: DOUBLETREE by HILTON
2098 AIRPORT ROAD
WICHITA, KS 67209

TRAIN SHOW OPEN TO THE PUBLIC
SATURDAY 22ND SUNDAY 23RD
9AM TO 5PM 11AM TO 4PM

for more information

PHIL AYLWARD (316) 259-5190

E-Mail: *Aylward1@cox.net*

2019 MCoR Convention Schedule

THURSDAY: June 20, 2019

2:00 - 8:00pm: Registration

2:00 - 8:00pm: Store Hours

4:00 - 6:00pm: Welcome Party

6:00pm - 8:00pm Contest Entries Open

6:00 - 7:00pm: Clinic Rm 1: Vince Marshall

AVI - ARKANSAS VALLEY INTERURBAN RAILROAD - 1910 to 1941

6:00 - 7:00pm: Clinic Rm 2: 7:15 - 8:15pm: Clinic Rm 1: David Heinsohn

BASIC MODEL RAILROAD OPERATIONS

7:15 - 8:15pm: Clinic Rm 2:

8:45 pm >>>> : Media Room - Movie Night: *"Last Ride of the W&AV, Wichita Sub" & "Last Train to Cherryvale"*

FRIDAY: June 21, 2019

8:00am - 6pm: Registration

8:00am - 6pm: Store Hours

8:00am - 6:00pm Contest Entries Open

EXCURSION: "History of Railroading in Wichita" Pre-Register: Cost \$35, See Registration Form

9:00 - 10:00am: Clinic Rm 1: Ryglinski/Grommesh

DCC PROGRAMMING WITH JMRI

9:00 - 10:00am: Clinic Rm 2: Rick & Maurine Hunter

APPLICATIONS of WEATHERING MIX

10:15 - 11:15am: Clinic Rm 1: Ray Brady

SPEED MATCHING

10:15 - 11:15am: Clinic Rm 2: Alan Meinholdt

MAKING ORANGE AND CONIFER TREES

1:00 - 2:00pm: Clinic Rm 1: Jim Hogben

QUICK, EASY, INEXPENSIVE SCENERY

1:00 - 2:00pm: Clinic Rm 2: David Heinsohn

HOW FAR APART SHOULD MY TRACKS BE

2:15 - 3:15pm: Clinic Rm 1: Dugan Frank

SCENERY MADE EASY

2:15 - 3:15pm: Clinic Rm 2: WPD Sgt. Jim Merrick (Ret.)

THE GREAT TRAIN ROBBERY (Part 1)

3:30 - 4:30pm: Clinic Rm 1: Larry Alfred, MMR

BUILDING WITH CARDBOARD

3:30 - 4:30pm: Clinic Rm 2: WPD Sgt. Jim Merrick (Ret.)

THE GREAT TRAIN ROBBERY (Part 2)

6:30-10:30pm: Clinic Rm 1: Hunterline Products

MAKE 'n' TAKE CLINIC Pre-Registration Required

7:00 - 8:00pm: Clinic Rm 2: Marty Vaughn, MMR

MAKING WATER

8:15 - 9:15pm: Clinic Rm 2: Jim Marlett

RAILROADS DOWN UNDER

9:30 pm >>>> : Media Room – Movie Night:

"Wichita & Ark Valley, Augusta Sub" and TBA

SATURDAY: June 22, 2019

8:00 - 9:00 am *Train Show open to Convention Attendees*

9:00am Train Show Open to Public

9:00 - 10:30am: MCoR Directors Meeting

10:30am – 12 Noon Contest Entries Open

10:30 - 10:45am: All Hands Meeting

9:00 - 10:00am: Clinic Rm 1: Mike Martin

THE MERGER THAT WASN'T

9:00 - 10:00am: Clinic Rm 2: Dave Roeder, MMR

CUSTOM DECALS FOR YOUR RAILROAD

10:00am - 2pm: Registration

10:00am: Store Opens

10:15 - 11:15am: Clinic Rm 1:Marty Vaughn, MMR

MODELING THE WEST

10:15 - 11:15am: Clinic Rm 2:Dave Roeder, MMR

BUILDING CABOOSES AND PASSENGER CARS

11:30am: Auction Items Set Up

12 Noon: Contest Entries Closed for Judging

4:00-4:30pm: Contest Entries Must Be Picked Up

5:00pm Train Show Closes

6:00pm Store Closes

6:00 - 7:00pm Mixer & Last Minute Auction Ticket sales

7:30 - 8:30pm Banquet 8:30 - 9:15pm Awards Presented 9:15pm >>>> Silent / Live Auctions

SUNDAY: June 23, 2019

11:00am Train Show Opens 4:00pm Train Show Closes

2019 MCoR Convention Clinic Descriptions

BUILDING WITH CARDBOARD *by: Larry Alfred, MMR*

Larry will discuss the many uses of all types of cardboard and paper in building many parts of your railroad. He will point out the various types of cardboard, their use for the main portions of structures, for add-ons, and for detail parts. The full range of cutting, forming, gluing, and finishing will be shown. If you haven't included this medium in your model building, you should try it and this clinic will give you some ideas as to where to start.

SPEED MATCHING (Train Speed and Engine Calibration) *by: Ray Brady*

Model railroads also have realistic operations, usually establishing train speeds representative of prototype operations. This clinic will present methods to address locomotive "Speed Matching" such that prototype speeds can be achieved for the locomotive, as well as allowing consisting of locomotives, including the option for DPU (Distributed Power Units). This method works for Steam, Diesel, Turbine, or Electric motive power.

SCENERY MADE EASY *by: Dugan Frank - Scenery Solutions*

Dugan shows you how easy it is to use Fusion Fiber and build beautiful scenery for all kinds of dioramas and other crafts and hobbies.

BASIC MODEL RAILROAD OPERATIONS *by: David Heinsohn*

This clinic is an introduction into model railroad operations. It introduces some basic terminology and shows how to begin planning for operations on your model railroad. This clinic will begin with the Edutrain Clinic, created by Dick Roberts, include some of David's opinions, and conclude with questions and answers. This clinic is targeted to those new to or considering model railroad operations.

HOW FAR APART SHOULD MY TRACKS BE *by: David Heinsohn*

Using the NMRA-Recommended Practices - to answer common layout questions. This clinic will look at common layout design questions and show possible answers from Recommend Practices published for all to use by the NMRA. The motto of the Layout Design SIG is "Make only new mistakes." The NMRA put considerable effort into providing ways to avoid some of those old design mistakes. The presentation will include a question and answer session. This clinic is intended for model railroaders of all skill levels.

QUICK, EASY, INEXPENSIVE SCENERY *by: Jim Hogben*

A quick and inexpensive method for creating scenery using Styrofoam packing material or insulation board from a builders supply store as the base. Simple techniques to make realistic scenery for a layout of any size or scale.

APPLICATIONS of WEATHERING MIX *by: Rick & Maurine Hunter - Hunterline Products*

Maureen and Rick will demonstrate many applications of Hunterline's Weathering Mix. They will show applications for wood, plastics, hydrocal, foams and other mediums, and how to achieve multiple color surfaces.

MAKE 'n' TAKE CLINIC *by: Rick & Maurine Hunter - Hunterline Products*

Pre-Registration Required - Contact Hunterline Phone 1-866-934-4174 email: rick@hunterline.com Major Credit Cards / PayPal accepted. Tools Required, See Info Sheet

Join Maureen and Rick from Hunterline, as they take you through, step by step instructions, to

build your own Hunterline 30' King Post Truss Bridge in your scale (N, HO, S, O, including all the Narrow Gauge scales). This is a beginner to intermediate difficulty. Old pros can learn a few things too! Includes the kit and two bottles (8oz) of our Weathering Mix – a base color and our Creosote Black as a highlight color.

THE MERGER THAT WASN'T *by: Mike Martin*

The merger that wasn't: SPSF (Shouldn't Paint So Fast) - A view from the inside.

MAKING ORANGE AND CONIFER TREES *by: Alan Meinholdt*

Every railroad needs trees. If you have trains running through mountains or open range, you can add depth, color, and shadows from trees. If your trains are hauling produce such as oranges, in a small space along the line you might want to add a few rows of orange trees. I can show you how to make conifer trees from wooden food skewers and an orange grove out of Styrofoam balls. With a different variety of trees and creative thinking you can add a new industry or siding to set out and pick up car loadings.

THE GREAT TRAIN ROBBERY (Part 1) and (Part 2) *by: WPD Sgt. Jim Merrick (Ret.)*

In January 1994, two locomotives were stolen from Union Pacific's former Missouri Pacific yard in Wichita and after a joyride across the city, they flew off a curve downtown and crashed. Come along on the 5-year journey of how the crime was solved, with the Investigator who solved it!"

DCC PROGRAMMING WITH JMRI *by: Lee Ryglinski & Mike Grommesh*

An introduction into installing JMRI (also known as Decoder Pro) on your computer. You will learn how to add a new locomotive to the JMRI roster, and program all the necessary CV's on your decoder in order to get the desired operational characteristics from your locomotive.

MAKING WATER *by: Marty Vaughn, MMR*

The clinic will show you how to create water effects from Lakes to Leaks using materials under \$20. The clinic will also cover some preparation tips and a way to give sparkle to you water.

MODELING THE WEST *by: Marty Vaughn, MMR*

Some the basic things needed to model the scenes of the west from people, animals, wagons and some structures and ways to do some of these at less cost. The clinic will also provide some basic source materials to help you create the west in miniature.

AVI - ARKANSAS VALLEY INTERURBAN RAILROAD – 1910 to 1941 *by: Vince Marshall*

Learn about some of the interesting developments and activities of the AVI electric railroad that served Wichita, Newton, Hutchinson and smaller towns in between.

RAILROADS DOWN UNDER *by: Jim Marlett*

A Look at Railroads in Australia and New Zealand.

CUSTOM DECALS FOR YOUR RAILROAD *by: Dave Roeder, MMR*

Make your own decals using your computer and the Ink Jet printer to design and print decals on clear or white decal paper. A series of slides illustrates what is possible using these techniques.

BUILDING CABOOSES AND PASSENGER CARS *by: Dave Roeder, MMR*

An explanation of techniques used to build contest models from laser cut wood kits, old obsolete wood "box of sticks" kits and scratch built models. This includes design and construction of "one of" models.



2019 NMRA Mid-Continent Region Convention

Wichita, KS

June 20 – 23, 2019

Registration Form

PLEASE TYPE OR PRINT

www.WichitaMCoR2019Convention.org

NMRA #:

Registrant Full Name:		___ Dr. ___ Mr. ___ Mrs. ___ Ms. ___ MMR	
Complete Name As It Should Appear on Badge:		PayPal Name: (If paying with PayPal)	
Name of Companion		___ Dr. ___ Mr. ___ Mrs. ___ Ms. ___ MMR	
Companion Name As It Should Appear on Badge:		Main Registrants Area Code & Telephone #:	
Street Address:		City, State, Zip Code:	
Registrant's email:		Companion email:	
Names & Ages (As Of June 2019) of Youth Family Member(s):			
Note: Registration Fee Includes Convention Entry, Clinics, Banquet, Train Show Admittance.			
Banquet Choice: (Choose <u>One</u> per person) ___ Chicken ___ Salmon ___ Vegetarian			

Convention Fees*Sub-Total**Sub-Total*

Basic Registration	_____ x \$125.00	\$	Convention T-Shirt	_____ x \$20.00	\$
Companion*	_____ x \$80.00	\$	Convention Polo Shirt	_____ x \$30.00	\$
Youth * (age 5-11)	_____ x \$50.00	\$	Convention Souvenir Cup	_____ x \$5.00	\$
Banquet Only	_____ x \$45.00	\$	Decals (Scale _____)	_____ x \$5.00	\$
++ Excursion	_____ x \$35.00	\$	Convention Cinch Bag	_____ x \$5.00	\$
Convention Hat	_____ x \$12.00	\$	+ Convention Lanyard	_____ x \$5.00	\$
Sun Visor Hat	_____ x \$12.00	\$	+ Convention Lapel Pin	_____ x \$5.00	\$
Rally Towel	_____ x \$5.00	\$	+ Convention Patch	_____ x \$5.00	\$
* Must Accompany a Basic Registration + Included With Basic Rate Registration ++ Excursion: History of Railroading in Wichita			Total Submitted To: MCoR 2019 \$ _____		

Note: Items ordered can be picked up at the Registration Desk at the Convention.

Payment of FeesCheck / Money Order payable to: **MCoR 2019**

Mail to: 2019 MCoR Convention
 4247 N. St. James Place
 BelAire, KS. 67226

or

Pay Online with Major Credit Card through PayPal

Special Considerations:

Upcoming Events:
2019 National Convention
Salt Lake City
July 7-13, 2019

Registration is online.

Just go to NMRA.org and follow the links



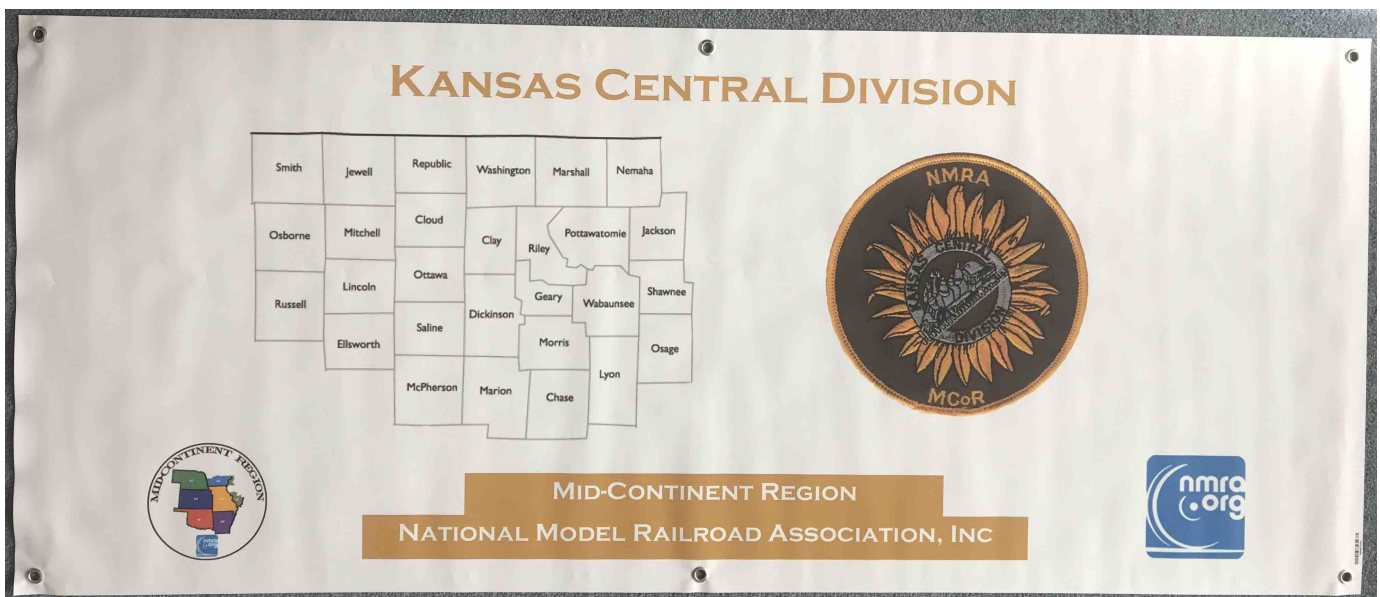
Herington Railroad Days

Report

On April 26-28, the Kansas Central Division participated in the First Annual Herington Railroad Days event. This was an event within the boundaries of the Kansas Central Division and afforded the opportunity for KCD to gain exposure to the local community. Our presence was felt in a couple of ways.

1. We had a table set up close to the entrance of the show with information about the Kansas Central Division, the upcoming Mid-Continent Region Convention coming up June 20-23, and the National NMRA Convention coming up July 7-14 in Salt Lake City. We also staffed the table periodically through the event and greeted people.
2. We had three members of the KCD prepared to present clinics on model railroading. Your Brass Pounder Editor had a three part presentation on "What Is Model Railroading" that was intended to provide basic exposure to the novice about the different opportunities and disciplines one encounters when "doing" model railroading. Alan Meinholdt was prepared to present a clinic on making conifer trees out of furnace filters – like our meeting in April 2017. And Tom Katsiasfasz was prepared to give a clinic on scratch-building structures. While the attendance at the show was good, the attendance at the clinics was minimal. Alternate methods of providing learning opportunities at the 2020 Harington Days event have been discussed.

In preparation for the event, discussions with Ross Boelling led him to generate a Kansas Central Division banner to highlight the display. We are much indebted to Ross for his inspiration and funding for making this happen. The banner, shown below, highlights not only the recently discovered patch for the Division, but also displays the Kansas counties that are covered by the Division. The graphic of where we are located will let prospective NMRA members relate to the fact that they are part of our area. And if they are from other counties or states, we were prepared to provide information to them about the neighboring Divisions.




Treasures in Someone's Attic

Thanks to Tom Katafiasz


In a discussion with Tom Katafiasz at the Herington Train show, Tom casually mentioned that he had obtained pictures from a neighbor across the street that was a "Tag Sale" fanatic. Knowing Tom was interested in railroading, the neighbor indicated he had recently obtained some pictures of some locomotives and would he Tom be interested in them? Of course Tom said yes, and the pictures are reproduced below.

It turns out that the pictures are by Albert Farrow and date from an earlier era – the steam era from Washington State. It seems, after a search of the internet, that Mr. Farrow was an engineer on the Burlington Northern and was quite respected with the photographs he took of the railroads. According to Trainorders, he took pictures of steam, electric, interurban, early diesel, logging, and mainline. Mr. Farrow died in 2003.


The following are cropped images of the prints obtained by Tom and are presented for your enjoyment.





U. S. Plywood 2-6-6-2 No. 11 built by Baldwin Locomotive Works in 1926 as Builders Plate 59707. The Picture was taken in Kosmos Washington. It was the former Weyerhaeuser Timber Co. No. 5. It is a variation of the 2-6-6-2T with a tender water car added for greater capacity. Kosmos was an unincorporated community in the borders of Lewis County Washington. It was established in 1904 with a grocery store and a post office. Kosmos reached its peak in the 1940s when the mills and logging camps dotted the landscape. Residents relocated from Kosmos in advance of the completion of the Mossyrock Dam in 1968. Before the Cowlitz River rose behind the dam and formed Riffe Lake, contractors razed most structures except for the foundations. Occasionally periods of low water expose the remains of the town. No. 11 was used by a number of logging roads prior to its retirement in 1960. It is currently at the Northwest Railway Museum in Snoqualmie WA undergoing restoration.



Spokane Portland & Seattle No. 911 was built by American Locomotive Company, Schenectady NY in 1944 as builders Plate 71334. It is shown here in Spokane, WA on July 19, 1946. It is "the latest type articulated on the SP&S – same as N.P. Z-28's except SP&S engines all burn oil. What is interesting is that 911 shows up in the model railroad world in a number of scales by a number of manufacturers, including Athearn, Sunset, Williams, Division Point, 3rd Rail, and others. The prototype locomotive was scrapped in 1960.



Milwaukee No. 64 was built by American Locomotive Company, Schenectady NY in 1911 as builders plate 48852. It is shown in Tacoma WA on March 14, 1954. It started out life as a compound Mallet but was rebuilt as a four cylinder simple articulated in 1944. It was the last articulated locomotive on the Milwaukee and was scrapped August 1954 in Seattle WA. A number of brass locomotives have been manufactured in HO and O scale.



Two views of Deep River Logging Company 2-4-4-2 Mallet Articulated. It was built by Baldwin Locomotive Works in 1909 as builders plate 33463 for the Little River Railroad as No. 126. It was converted to oil in 1910 and returned to Columbia River Belt Line Railway. After having a number of owners, it was retired due to an unfortunate accident in 1955. While backing a string of empty logging disconnects, it derailed and rolled on its side. Deep River was abandoning their logging operations at the time and the decision was made to not recover #7 from the woods. The rails were torn up and #7 was left in place. In 1956, Charles Morrow of Snowqualmie WA purchased the locomotive from the insurance company for scrap, dismantled it, and moved it to Snowqualmie where it was left in pieces. It was then sold to Chris Baldo of Willits CA in 2005. It is currently at the Oregon Coast Scenic Railroad where it is being restored and, as of the fall of 2018, was about ready to be back on the rails. A number of models exist for this locomotive in different scales.



This is a view of Northern Pacific 2262, a 4-6-2 Q-6 on May 18, 1954. The locomotive was built in 1923. It is shown on train 415 departing Tacoma Station on train #415. Up until August 25, 1954 this "stub" faithfully handled Tacoma passengers and baggage to and from East Auburn. This train was replaced by a bus.

Wanted!

What have



been doing?

**Anything railroad-related stokes the fire
for all of us.**

**So contact the BP Editor for things you
have been doing.**

**YOUR Brass Pounder needs YOU for it to
be successful.**

Timetable

A Look Down the Line

**-Mark Your Calendar-
Future Kansas
Central Division
Meetings**



June 8, 2019

Ray Brady's
"Lets Run Trains"

August 3, 2019

Open

October 5, 2019

Ross Boelling's

December 7, 2019

Open