



The

Main Line

June 2022



National Model Railroad Association

Mid-Continent Region

The Monthly publication of the



Western Kansas Division



On The Cover:

The Scenery Crew of the Western Kansas Rails N-scale layout is nearing completion of the concrete plant scene.

In this issue:

Page 2.....NMRA National Convention, Gateway 2022

Page 3.....Editor's Musings

Page 7.....The Real Deal

Page 23.....WKR Layout Update

Page 35.....The Date Book



The Union Pacific Historical Society

Founded in 1984, UPHS is an independent, non-profit organization dedicated to preserving and sharing the history of the Union Pacific Railroad. As of the beginning of 2016, the Society has about 1,900 members. Historians, railfans, employees, and modelers have found the UPHS to be a matchless source of accurate and in-depth material concerning historical operations, traffic, motive power, rolling stock and facilities of the Union Pacific and predecessor companies. Railroad employees, managers, and retirees are welcome.

The Streamliner

The Streamliner is the official publication of the Union Pacific Historical Society, four issues are included with annual membership. Memberships and individual copies may be purchased from the Company Store.



Membership

We invite you to join the Union Pacific Historical Society! Join with Union Pacific enthusiasts from all over the world by submitting your one-year membership application. *Regular memberships* entitle one to receive four issues of our highly acclaimed quarterly magazine, *The Streamliner*, as well as discounts on selected products in the Company Store.

Click here to go to the website: <http://uphs.org/>

To go to the Facebook page, click here: <https://www.facebook.com/Union-Pacific-Historical-Society-131902420186325>

Gateway 2022

Gateway Rail Productions LLC



Sun, August 07, 2022 @ 08:00 AM — Sat, August 13, 2022 @ 06:00 PM (CDT)



The 2022 NMRA annual convention is August 7-13. The event is being held at the St Louis, Marriott Grand Hotel. Registrants will receive one free self-driving tour.

Layout Design Special Interest Group

Layout Design Special Interest Group (LDSIG)

\$ 50.00

The Layout Design Special Interest Group will conduct its traditional LDSIG Layout Tour on Wednesday of convention week. Layouts are selected based on their Local interest and innovative design elements. They typically feature both the cream of the local layouts and others that have unique design interests.

Banquet

Convention Banquet

\$ 79.95

The banquet will be held on Saturday, August 13th with a reception starting at 6 PM and dinner at 7 PM. The banquet will take place in the hotel's, 20th floor Crystal Ballroom. Dinner will be buffet style and feature Bistro Tender Steak and Artichoke and Boursin Stuffed Chicken Breast.

The Key Note speaker is Michael Gross of movie and television fame.

Register today...

Click here for the website: https://www.eventsquid.com/contestant-Reg.cfm?event_id=13724&a=1



Editor's Musings

Summer Daze... We're approaching if not already into the warm weather of Summer, and less time for Model Railroading. Besides our daily duties around the house, now we add all the yard work to that, in addition there are all kinds of outdoor activities for you and your family.

This may be the time when things slow down, but they don't have to stop. Instead of building a structure kit in a couple of days, just do one aspect of the build each day. It might take a month, but it will be completed. This might be a great time to visit the cool basement and check the wheel gauge of all your rolling stock, do a strip and clean of your loco fleet, fix a problem area of track work, do some simple scenery like planting more trees and shrubs.

If your layout is set-up for Operations, the weekends may be a good time to hold a session when it's too hot to be outside. If you have an outdoor garden railway, this is the time to shine, or perhaps plan one out.

Perhaps you belong to a club or group that has a portable layout. Now is the time to fix track work, repair transportation damage, and add details for the Fall/Winter train show season.

If you make up a list of items you would like to complete this Summer, at least you will have a plan to attempt to follow depending on your time constraints. I guarantee, no plan = no progress.

N SCALE RAILROADING

#142 MAY 2022

THE BEST OF 1:160 SINCE 2000

Kim Saign

- Single Axle CMW Box Trucks

Dan Roback

- Bracketing MR Photography with Smart Phones

Mike Pagano

- Models the E-L Croxton Sand Facility



N-Scale Railroading is now digital!

Get your PDF copy here: <https://nsclerailroadingmagazine.com>



Operations SIG

13h · 🌐



Join the Operations SIG!

Click here for the Facebook page:


<https://www.facebook.com/search/top?q=operations%20sig>



Hours

Monday – Friday 9:00 a.m. to 6:00 p.m.

Saturday 9:00 a.m. to 3:00 p.m.



Spring Creek Website: <https://www.springcreekmodeltrains.com/>
Spring Creek **Facebook** page: <https://www.facebook.com/springcreekmodeltrains>

Real Deal



Todd Skaggs Photo

Todd Skaggs of Dodge City, Kansas was vacationing in Colorado over the Memorial Day weekend and caught this BNSF coal drag. Todd writes, "Southbound BNSF loaded coal train in Greenland, CO on May 30th." Todd was also able to grab a couple of videos...



Click here for video 1:

<https://photos.app.goo.gl/4T7fdLpR93YwupYJA>

Todd Skaggs Video

Real Deal



Todd Skaggs Photo

Click here for video 2:

<https://photos.app.goo.gl/2P8aH51QQdTUhtRx8>



Todd Skaggs Video

Thanks to Todd Skaggs for the pictures and videos.

Real Deal



While on a trip to Garden City, Kansas on May 6th, we came across a parked train on the Charleston siding, so we pulled on to a access road to get some pictures. It is common for crews to “run out of time” and tie down in Charleston, breaking the train to clear the road.



Real Deal



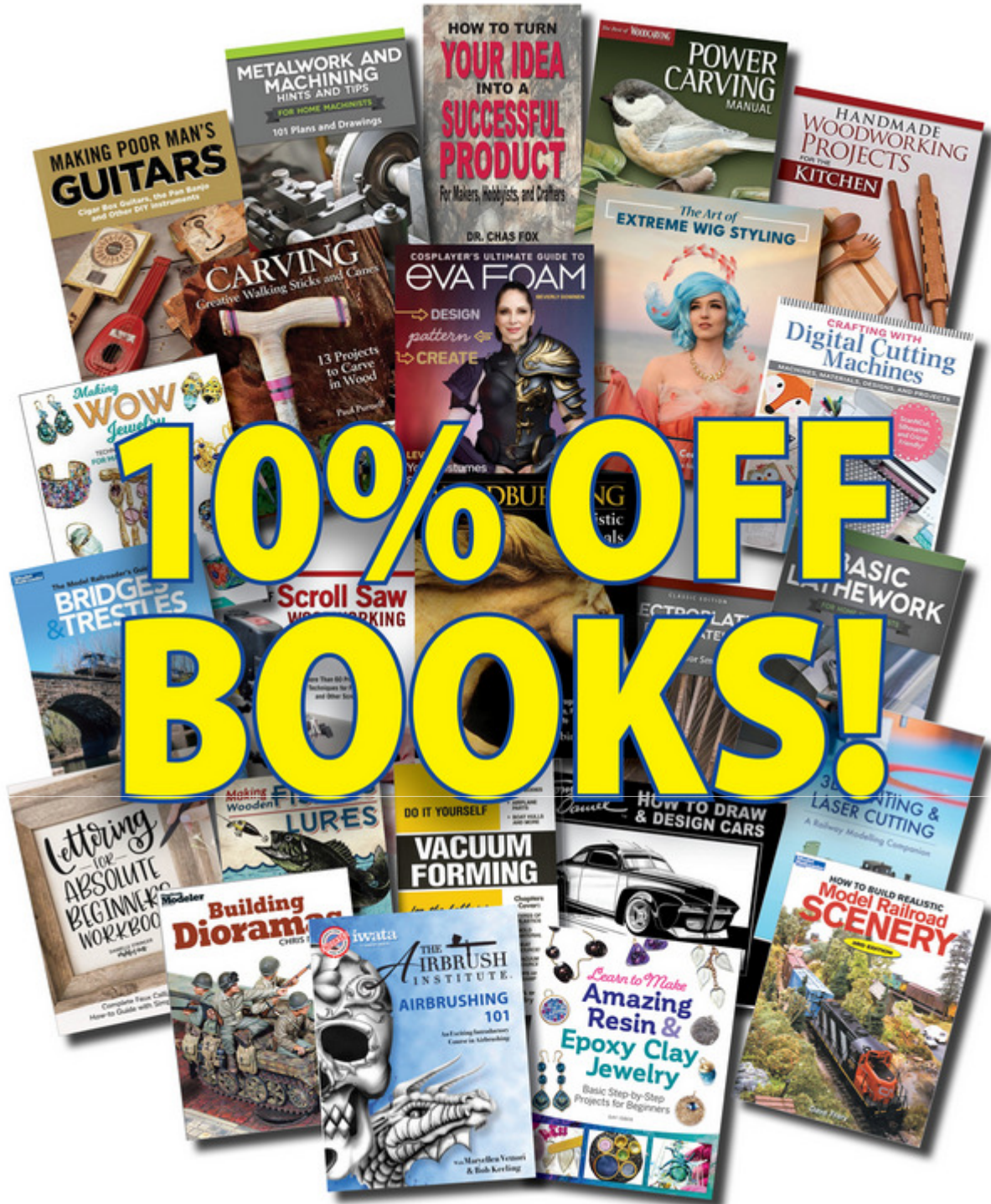
(Above) BNSF 3687 is a GE ET44C4

(Below) Ferromex 4616 is a GE ES44AC, built in October of 2006



(Left) BNSF 7632 is a GE ES44DC, built in November of 2005.

Micro-Mark® THE SMALL TOOL SPECIALISTS



Enter Promo Code 22WS036 at Checkout!

Offer ends 11:59 pm ET Friday, June 10, 2022.



GET EXCLUSIVE, ALL-ACCESS TRAINS CONTENT!

Trains.com Unlimited members have access to exclusive modeling and railroading content including the most popular video categories, full magazine issue archives, live webcams, photo galleries, and more!

START YOUR 30-DAY FREE TRIAL



**Model
Railroader**

**Model
Railroader** video
PLUS

**CLASSIC TOY
TRAINS**

Classic Trains

**Garden
RAILWAYS**

Trains

THE BEST IN MODELING & RAILROADS • ALL IN ONE STOP!

Check out the Trains.com website, click here: <https://www.trains.com/>



INSIDE TRACK

The latest BNSF Railway
information for the
communities of Kansas



Winds of Change Championed at BNSF



One of America's Best Employers for Women

QUESTIONS?



Do you have questions about BNSF or rail in Kansas?

Send them to Andy Williams, Director, Public Affairs: andy.williams@BNSF.com

Emergencies - Call 800-832-5452

To report a vehicle stalled on a crossing, suspicious circumstances, malfunctioning crossing gates and lights, or any other emergency, call [800-832-5452](tel:800-832-5452) immediately.

**WHAT DO TOY TRAINS AND BOOBS
HAVE IN COMMON?**



**THEY'RE BOTH INTENDED FOR CHILDREN, BUT IT'S
THE FATHERS THAT END UP PLAYING WITH THEM!**




[Home](#)
[Conventions](#)
[Region Info](#)
[Divisions](#)
[Resources](#)
[Ask an Expert](#)
[Operation Lifesaver](#)

Welcome to the Mid-Continent Region of the National Model Railroad Association

A 501(c)3 non-profit corporation, MCoR includes the southern half of the state of Iowa, portions of Illinois, and the entire states of Arkansas, Oklahoma, Missouri, Kansas and Nebraska. Since 1990, MCoR's leadership has fostered a strong program of developing local divisions with the purpose of bringing the potential for NMRA activity and involvement to a community near you. From only two divisions in 1990 located in metropolitan areas, MCoR now has well over a dozen divisions and over 900 members.

Click here for the **MCoR Website**: <http://mcor-nmra.org/>




Mid-Continent Region, NMRA

Public group · 430 members

Joined ▼

+ Invite

Click here for the **MCoR Facebook** page: <https://www.facebook.com/groups/1851848998468077>



More On Trees

by Walt Huston, Editor Emeritus

In Pursuit of WOW!

Part 15 – Creating Hydrocal Wall Castings and Even Our Own Hydrocal Masters

by Dennis Machlica

The Lewistown Series

Part 4: Scratch-building a Hotel

by Dan Lewis, MMR

Quick Notes

Country Cottage

by Dennis Murphy

My Cumberland Mountain Dream

Article by Brad Standford,

Photos by Susan Standford

The Short & Narrow

Modeling the Pacific Coast Railway (Part 17); Three Steps Forward and... (you get the idea)

by Thomas Knapp, MMR #101

Subscribe today: <http://www.nscalemagazine.com/>



The Santa Fe Railway Historical and Modeling Society



The ***Santa Fe Railway Historical & Modeling Society*** is an independent non-profit corporation devoted to preserving, studying, and sharing information about the former Santa Fe Railway; from its rich history and fascinating operations, to its distinctive equipment and facilities.

REGISTER TODAY Explanations of Convention Program and registration are found at [2022 Convention](#). See you in Kansas City!

Date: June 14-19, 2022

Convention Hotel: DoubleTree by Hilton, Kansas City-Overland Park. Located at 10100 College Boulevard, Overland Park, KS 66210.





June Mystery Boxes Now Available! N & HO Scale Very Limited Quantities

MIDWEST MODEL RAILROAD MYSTERY BOX - Limited Quantity Available - Wouldn't you like the experience of Christmas morning anytime you want? We are offering a new product that may satisfy that need. Introducing the Midwest Model Railroad Mystery Box! Inside the Mystery Box, you will find a couple fun surprises, as well as useful things for your layout that you might not have thought to purchase otherwise. Each box is guaranteed to contain one piece of rolling stock plus other things every Railroad Modeler would enjoy. Like a box of chocolates, you.. well, you know. All packages contain a value of at least \$125 MSRP. For only 99.99 (Including US Shipping) All items are brand new never been opened items direct from our store shelves. All mystery box sales are final and not eligible for return.

Click here for the Website: <https://midwestmodelrr.com/>

Click here for their Facebook page: <https://www.facebook.com/MidwestmodelRailroad>

WELCOME TO **NRail**TM

The purpose of NRail is to promote N Scale model railroading in all forms, all standards wherever N Scale is present. NRail has been the voice of N Scale model railroading for over 45 years. Starting as NTRAK, it created the first national modular standard, provided the vehicle for N Scale to grow to the second most popular scale in North America, was the birthplace of T-TRAK and today is the home of N Scale model railroading. We welcome all N scalers.

BECOME A MEMBER - JOIN US NOW!

Membership in NRail includes:

- **One year of the Newsletter (6 issues).**
- **Monthly ZoomTRAK live broadcasts.**
- **Support of the National T-TRAK Layout.**
- **Support of NTRAK layouts at major train shows.**
- **Access to the Members Only section of NRail.org (including over 270 issues of the Newsletter).**
- **Discount on merchandise in the [NRail store](#).**

Videos on The NRail YouTube Channel

- [ZoomTRAK Library](#)
- [Clubs](#)
- [Free-moN](#)
- [NTRAK](#)
- [T-TRAK](#)
- [Instructional Library](#)

Click here for the **N-Rail** website: <https://nrail.org/>

Click here for the **N-Rail Facebook** page: <https://www.facebook.com/profile.php?id=100064587823841>



your portal to *more fun* in scale model railroading



[Home](#) [In The News](#) [Education](#) [Standards](#) [Regions](#) [Conventions](#) [Calendar](#) [Membership](#) [Contact](#)

The Next National Convention:
Gateway 2022 in St. Louis, MO

The 2022 NMRA annual convention is August 7-13.

Gateway 2022
ST. LOUIS NMRA

**GETTING
STARTED**
IN MODEL RAILROADING

BECOME A MEMBER
JOIN THE NMRA TODAY!

DONATE TODAY
EVERY GIFT HELPS

Membership Application and Renewal

Join the NMRA and enjoy the [many benefits of membership](#). Please review the information below before completing your membership application. (NOTE: You may select 1 or 2 years for either new or renewal memberships at the final checkout page on the NMRA Company Store after entering in the requested information. Select the QTY field and change as needed, then click on the UPDATE button to recalculate the amount due.)

Want to "test drive" the NMRA for a little while?

Sign up for our [9-month Rail Pass trial membership](#) for only \$19.95! Includes 9 months of the *Digital NMRA Magazine*, plus all regular member benefits (except voting).

No joke. It's here. Digital

But you must be registered
on the nmra.org website

nmra
magazine 



Download on the
App Store



GET IT ON
Google Play

Click here for the **NMRA** website: <https://www.nmra.org/>

**THE BEST THING
ABOUT BEING
OVER 40 IS THAT
WE DID ALL OUR
STUPID STUFF
BEFORE THE
INVENTION OF
THE INTERNET,
SO THERE'S NO
PROOF!**



Our mission is to preserve and promote the heritage of the Missouri Pacific Railroad and its affiliates. This includes the Texas & Pacific, Chicago & Eastern Illinois, Kansas Oklahoma & Gulf, Alton & Southern and many other roads that were part of the MP family.

Please consider becoming a member and help us keep this history alive.

New Member Incentive

In addition to four issues of "The Eagle" magazine, a yearly calendar (delivered in the fall for following year), discounts at the Company Store, and full access to Archives Image Gallery on our website; new members will also receive a welcome packet that includes 12 assorted (our choice) back issues of "The Eagle" magazine.

Click here for the MPHS website: <https://www.mopac.org/>

Click here for the MPHS Facebook page: <https://www.facebook.com/MoPacHistorical>



WKR Layout Update




The Scenery Crew of the WKR tackled the hardest part of the concrete plant, the aggregate conveyor belt. It was a complex project we broke down into several parts beginning with the loading hopper. The real conveyor is pictured above.

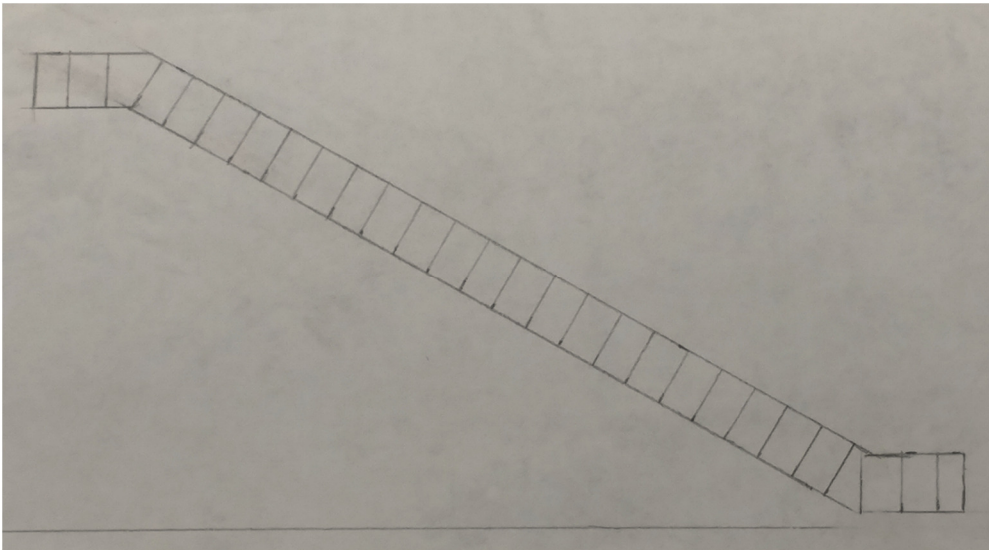


(Left) Starting with the loading hopper, the base was constructed with 0.030 inch sheet styrene with the upper pieces made with 0.010 styrene. The hardest part was the depressed top which had to flow down to a small hole over the conveyor belt, several tries were necessary for this. The next step was the wide flair on top.

(Right) The top view




WKR Layout Update




(Left) Having taken photos and measurements of the conveyor, we used a scale ruler to determine the spacing of the vertical supports.

We had to do some experiments to determine the proper height and length so we could draw a side view scale template.


(Below) We used the table saw to make “beams” by cutting 0.030 styrene into 0.030 strips. Pictured are the first two beams and vertical supports.



(Right) A second template was created so both sides would match. Now we have both sides of the conveyor ready to go.




WKR Layout Update



(Left) While waiting for the glue to dry on the second frame section, we tried to work ahead and get started on the wheels and drive support that move the conveyor back and forth.

After scrounging a bit we came up with using a set of Micro-Trains wheel sets for the wheels with a overlay of styrene tubing for the tires. We then constructed the support bar from sheet styrene.




(Above) The basic pieces are coming together, the hopper base, the drive wheels, and the two frame halves. After the second frame half was gently removed from the template, both halves went through a process of cleaning up the excess glue on all the joints. Jewelers files were used to do the cleaning which took a bit of time, then we made a jig to hold both frame halves vertical and in alignment with each other.


Once everything was held in the jig, the cross members were glued in place, first four along the top, then four along the bottom to make sure everything was square. Once the glue set, the remaining cross members were also glued in place, creating a three-dimensional structure.

After studying the results, we made the decision to not add the angle braces as the material was too thin, would not add much strength, and would look too cluttered.

WKR Layout Update




(This page) Two views of the completed conveyor structure on the work bench testing the correct positioning in relation to the loading hopper and the building. The raised material under the wheels simulates the raised concrete path the wheels travel on. So far, everything checks out.



WKR Layout Update



(Above) Now that the conveyor frame is complete, now we need the belt. Again, scrounging around the shop, we came up with a scrap piece of 220-grit wet sandpaper which has the natural black color. Again, we decided not to add all the V-shaped belt support rollers under the belt, as we could simply shape the sandpaper for the same effect.




(Left) Digging through the paint shop cabinet, we found a Krylon color very close to the prototype color.


Both pieces were prepped, then off to the paint shop, after drying they are ready to be detailed.

WKR Layout Update

The first item in the detail shop is the loading hopper. The prototype hopper has rubber sheets on the sides, so this was simulated using a scrap sheet of paper and a black Sharpie. The new black paper was cut into strips and glued in place with Tacky Glue.



Next, the beat-up hopper was seasoned with some dry-brushed rust color, then the top area was painted aluminum to simulate the scoured sheet metal.



(Above) Doing the final test fit on the work bench. The conveyor has had the tires painted, the sandpaper "belt" installed, and then detailed with a bit of dry weathering powder added to the center

(Left) Lets move everything to the layout and see how it looks...

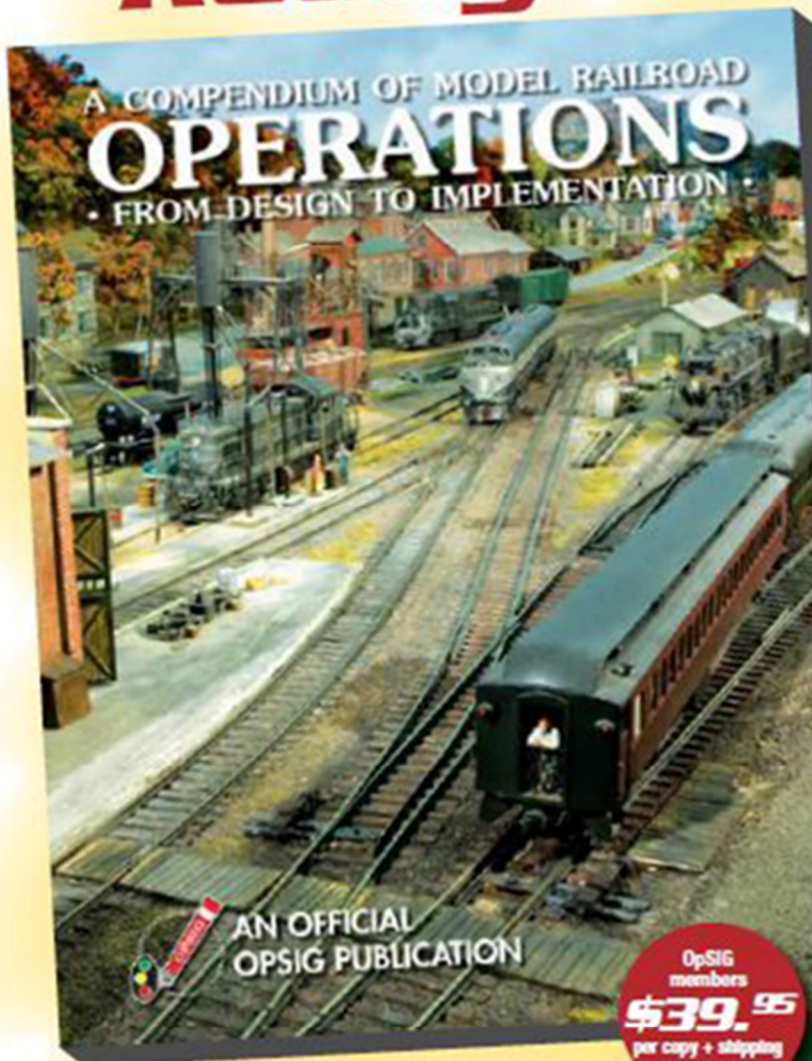
WKR Layout Update



Testing out the positioning...next month, the finish!



Dispatcher to OpSIG Publication No. 2, you're ...
Ready to Roll!



All model railroaders, whether expert or beginner, will find a wealth of useful information in the OpSIG's second publication, **A Compendium of Model Railroad Operations - From Design To Implementation**. A complete guide to all things operations, our latest offering covers every aspect of prototype operations and how to apply them to your model railroad—from design and staffing to yards and paperwork, from communications and signals to dispatching and car forwarding—in 310 full-color pages. Written by ten of your fellow modelers and professionals, **The Compendium** contains more than 350 photos, 120 illustrations, and countless tips, pointers, suggestions, and prototype information to help guide you on your journey. A must for any modeler interested in prototype operations, add it to your library today!

OpSIG members
\$39.95
 per copy + shipping

Non-members
\$49.95
 per copy + shipping

Shipping: US (\$8)
 Canada/Mexico (\$21)
 Overseas (\$28)

For shipping rates on multiple books, as well as better international shipping, please contact Steve Benezra.

To Order: Please mail a check or money order, payable to OpSIG, with number of copies and your mailing address, phone number, and e-mail to:

Steve Benezra
 2737 Thistle Trail
 Hillsborough, NC 27278-9302
 Opsig.editor@gmail.com

For Paypal orders, please add \$1 to the cost of the book and send to OPERSIG@yahoo.com. Provide your mailing address and telephone number in the subject box.

The OpSIG is a 501(c)3 non-profit corporation. For information on how to join the OpSIG, please visit www.opsig.org.

FOBNR

FRIENDS OF THE
BURLINGTON NORTHERN
RAILROAD



Copyright © 2011

The historical society focused on the Burlington Northern Railroad, the Burlington Northern and Santa Fe Railway, the BNSF Railway and the Montana Rail Link.

The Group's quarterly publication, [The BN Expediter](#), is the voice of the organization that shares news about the group's activities, BN historical data, and current operations of the railroad. It is a 24-page all-color publication and will grow even larger as the society grows and more members contribute more information.

- Membership in the Friends of the Burlington Northern Railroad is for one full year.
- Multiple year memberships are permitted and even encouraged!
- Regular members get 4 copies of *The BN Expediter* and can buy our annual BN calendar for \$2 off the regular price.



Click here for the FOBNR website: <https://fobnr.org/>



▶ **Start reading now**

Read the current issue online

Get the current issue

Click for more ways to read the current issue



Click to visit our premium web video channel

Running Extra!
Subscribe to new mag

Model Railroad Hobbyist Store

Click to visit our online store ...



Nick Campbell weathers a TTX bulkhead flat

May Running Extra:
\$2.99


SUBSCRIBE and save 80%!

Subscribe and save BIG



Click on the link to subscribe and start reading:

<https://model-railroad-hobbyist.com/>



Access back issues page

All FREE!

... over 200 pages of FREE model railroading how-to information every issue!

When I was a kid there
were two ways to die,



Natural causes and talking
back to your parents



Robert Simmons

845 subscribers

HOME

VIDEOS

PLAYLISTS

COMMUNITY

CHANNELS

ABOUT



Uploads

▶ PLAY ALL



BNSF RC Yard Switching -
6/4/22

34 views • 17 hours ago



Canadian Pacific Loco
switching for BNSF

91 views • 1 month ago



Intermodal and Grain Trains -
Part II

94 views • 2 months ago



Intermodal and Grain Trains -
Part I

78 views • 2 months ago

Check out the latest videos on the **Western Kansas Division** **YouTube** page:

https://www.youtube.com/channel/UC9EPv8cQ04rRGAYts-734jw?view_as=subscriber



Western Kansas Division

Yesterday at 10:02 AM · 🌐



MODELRAILROADACADEMY.COM

Creating a Water Jet with Martin Tarnrot

Master model railroader Martin Tarnrot demonstrates how he makes a realistic water jet for his...

All kinds of interesting things can be found on the **Western Kansas Division** **Facebook** page:

<https://www.facebook.com/Western-Kansas-Division-592835177514577>

Date Book

June 2022

14th – 19th
Tue – Sun

Santa Fe Railway Historical & Modeling Society Convention

Kansas City, MO.

19th – 25th
Sun – Sat

National Garden Railway Convention

Denver, CO.

<https://www.ngrc2022.org/>

August 2022

7th – 13th

NMRA National

Convention / National Train Show
St. Louis, MO.


Sun – Sat



https://www.eventsquid.com/event.cfm?preview&event_id=13724



RailPictures.Net - Image Copyright Doug Lilly



The RGM&HS publishes ***The Prospector***, our professionally produced and beautifully illustrated quarterly magazine featuring the finest work of historians and other experts on all aspects of Rio Grande Railroad. We make available individual issues and volume sets of the magazine for purchase from our website—from the current issue to back issues of ***The Prospector*** over the past 20 years back to Volume 1 which was first published in 2002.

We invite you to become a member.

All members receive:

One year (4 issue) subscription to *The Prospector*, the official magazine of the Society

A subscription to the Society's e-mail newsletter, the Green Light.

Members-only emails with advance notice of events, programs, and offers

Special benefits and features in the Members-only section of the Society's website

Click the link for the website: <https://rgmhs.org/>

Click here for the Facebook page: <https://www.facebook.com/groups/rgmhs.org>



NEW EXPANDED RETAIL STORE HOURS

**MON-FRI 10AM to 6PM
SAT 10AM to 4PM**

HOLIDAY SCHEDULE

OUR RETAIL STORE WILL BE CLOSED
ON THE FOLLOWING DAYS

MON MAY 30	MEMORIAL DAY
MON JULY 4	INDEPENDENCE DAY
MON SEPT 5	LABOR DAY
THUR NOV 24	THANKSGIVING

We want to buy your stuff!

N Scale Supply is looking to buy collections,
large and small, or just extra stuff you may have
[click for details](#)

Click here for N Scale Supply: <https://www.nscalesupply.com/nscalesupply.html>



Memorial Day weekend saw the grill hooked-up to a new bottle of gas for the Summer, and the main dish was Shish Kabob which turned out great.

Six-month old Molly was hoping I would drop something, but no joy (she had her own treats).

The *Main Line*

Publisher & Editor: Robert A. Simmons

The newsletter of the Western Kansas Division is published monthly for no charge by Robert A. Simmons, Division Superintendent / Director

Copyright 2022, by Robert A. Simmons, all rights reserved

If you have a change of e-mail address, or no longer wish to receive the newsletter, please contact Robert Simmons

Trainman55@hotmail.com or P.O. Box 157 – Dodge City, KS. 67801 or call (620) 521-3591

Please send all inquiries, ideas, or submissions to: trainman55@hotmail.com