



The

Main Line

May 2021



National Model Railroad Association

Mid-Continent Region

The Monthly publication of the **Western Kansas Division**



On The Front Cover:

When this photo was inserted, the automatic caption was “Aerial view of a city at night”, how perceptive, it is indeed the two city scene sections of the N-scale *Western Kansas Rails* layout, now with the streetlights installed. In this issue we wrap-up the streetlight installation for sections 14 and 1.

In this issue...

Page 2...Editor's Musings

Page 4...The Real Deal

Page 9-10...2021 Tulsa Union Convention

Page 14...WKR Layout Up-Date

Page 17...**HO Scale Layout For Sale**

Page 21...The Date Book



WWW.SCALETRAINS.COM



ScaleTrains released a video detailing the process of making model trains, click on the link:

<https://youtu.be/WoxtnAYGwrc>

Ron of "Ron's Trains 'N Things" has a YouTube page that covers a wide variety of model railroading topics and recently produced this video dealing with the much-debated subject of track cleaning. Click on the link:

<https://youtu.be/IBYxjcTWCBO>



Follow the antics of the Western Kansas Division on their Facebook page...

<https://www.facebook.com/Western-Kansas-Division-592835177514577>




Editor's Musings

Last month, the WKR N-scale layout made the trip to Garden City for the Boot Hill Model Railroad Club's Spring show which required the layout to be boxed up for transport. We had been wanting to install working streetlights on the city scenes but did not want to break down the layout to do it.

Returning from the show, it was the perfect time to install the streetlights as two boxed straights (Right) are a perfect work bench to work on the underside wiring. Details are later in this issue.

The future looks brighter as more people are getting vaccinated (my Wife, Kathy has both doses of hers) and more venues are opening so it looks better for more shows in the future including the joint Mid-Continent and Lone Star Regions convention in Tulsa this October. Now is the time to make plans and get registered.



Get the April issue of Model Railroad Hobbyist by clicking on the link:

<https://online.fliphtml5.com/buups/ksic/index.html#p=1>

The May issue will be available on May 15th

**When
you buy
your 1st**

House plant

Train



**When
you buy
your
237th**

House plant

Train



Real Deal



Kelly Chopp was kind enough to send several e-mails this month. Kelly reports: "It has been quite a while since I have sent anything from Garden City. As some of you may know, I am now retired and don't see very many trains now.

The GCW received a 70-car rock train from the BNSF during the night early Sunday morning (April 18th). We have received several unit rock trains in the past, but what makes this unusual was that the BNSF power stayed on all the way. I am happy to report that it made it safely on and off the GCW on the 70-pound mainline rail. It went back to the BNSF Tuesday evening. This is the first time since at least 1989 when the Santa Fe sold the north line to the GCW that anything this big and heavy has run on this line.



Real Deal



Kelly describes: "GP8 PREX (Pioneer Rail Equipment) 801 is the first one to be repainted into the new corporate paint scheme. The yellow is "Oregon Ducks Yellow"."

(Right) The previous "look",
GCW 803



Real Deal



Another e-mail I received from Kelly Chopp on April 29th Kelly explains: “An Amtrak Acela trainset which had been at the AAR TTC near Pueblo, CO came eastbound through Garden City, KS at 1815 this evening. I think it is headed to the east coast. I don't know the routing or schedule. It had to stop west of town for a while to allow another train to clear up at Garden City. The car behind the 169 is sleeper 10020 PACIFIC BEND.”



Real Deal



I would like to personally thank Kelly for the Real Deal updates. I now live several miles North of the tracks in Dodge City, so if I catch something, it's by luck. All photos in this Real Deal are by Kelly Chopp.



In 2011 Midwest Model Railroad started with the idea of making this hobby more accessible to everyone. Since day one we have strived to keep [Grab your reader's attention with a great quote from the document or use this space to emphasize a key point. To place this text box anywhere on the page, just drag it.]

our operating cost to a bare minimum and pass on those savings to you, the hobby's best customers. As of 2019 we are succeeding in offering some of the **best prices** anywhere in the hobby.


A New Store in 2019

2019 was a banner year at Midwest Model Railroad. We expanded our business to a new and larger location to accommodate a better buying experience for our customers.

Midwest Model Railroad's new store & distribution center can now accommodate ever-expanding product lines and inventory to surpass our initial online experience.

In March we opened our new store and distribution center in Independence MO to the public.

17331 E US Highway 40 - Suite 101C - Independence, MO 64055 - (816) 399-5226



The **Western Kansas Division** has their own **YouTube** page (Robert Simmons) featuring model railroading and real trains. Just click on the link:

https://www.youtube.com/channel/UC9EPv8cQ04rRGAYts-734jw?view_as=subscriber



2021 TULSA UNION CONVENTION


October 6-7-8-9-10 of 2021 for the
Tulsa Union Convention in Tulsa, Oklahoma

A first-time collaboration between the **Lone Star Region**, **Mid-Continent Region**, and the **Indian Nations Division** of the **National Model Railroad Association**. We are particularly excited for members of both regions to have the opportunity to meet outstanding model railroaders from another region and learn from featured clinicians from each Region.



The expanding website will provide information for the convention activities including clinics, contests, layout tours, operating sessions, and non-rail activities. Just click the link below:

<http://www.2021tulsaunion.com/>



Please be sure to check out both the Registration page and the Hotel pages for information on how to register for each.

Take advantage of the early registration by **July 1st, 2021** and pay only \$60.00 for Attendees. After, the Attendee fee is \$75.00. With Non-Rail only \$30.00 anytime.

Clinics! We will have a range of clinics during the convention, from model building tips to prototype history. We already have a solid list of experienced and well-known Clinicians, preparing some great Clinics for your enjoyment and learning.

Contests! Bring your models, bring your photos, show off your work in the Contest Room.

Layout Tours and Operating Sessions!

Various model railroads will be open for visits during the convention. Visit the web site to see each railroad's page, read the details and see a photo tour of the layout. Operating sessions will be available, details will be available soon.

Check back often for updates as the date gets closer. We look forward to seeing you in October of 2021.

<http://www.2021tulsaunion.com/>

**IF YOUR SPOUSE IS MAD AT YOU
BUY A MODEL TRAIN**



**THEY WILL STILL BE MAD
BUT YOU WILL HAVE A MODEL TRAIN**



(Left) BNSF 25th Anniversary Loco...
Willmar, Minnesota
on Oct. 13, 2020,
photo by Peter Ferch

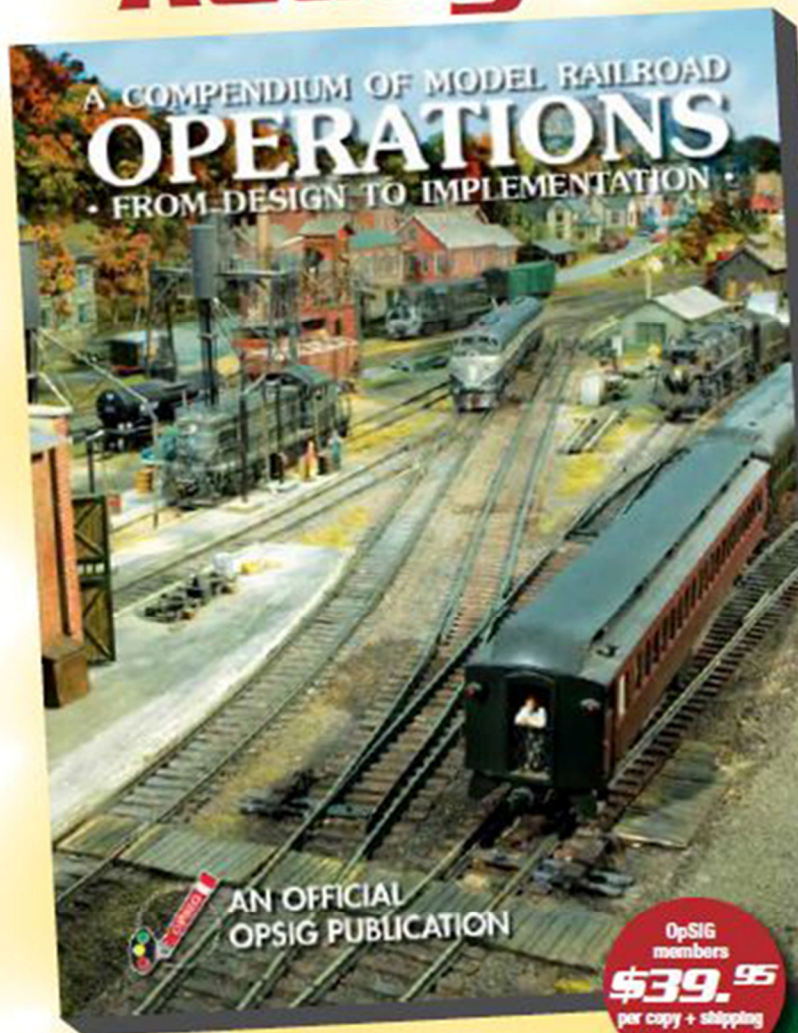


The Friends of the Burlington Northern also include BNSF, and Montana Rail Link. You can view their web site here:

<https://fobnr.org/>

Dispatcher to OpSIG Publication No. 2, you're ...

Ready to Roll!



All model railroaders, whether expert or beginner, will find a wealth of useful information in the OpSIG's second publication, **A Compendium of Model Railroad Operations - From Design to Implementation**. A complete guide to all things operations, our latest offering covers every aspect of prototype operations and how to apply them to your model railroad—from design and staffing to yards and paperwork, from communications and signals to dispatching and car forwarding—in 310 full-color pages. Written by ten of your fellow modelers and professionals, **The Compendium** contains more than 350 photos, 120 illustrations, and countless tips, pointers, suggestions, and prototype information to help guide you on your journey. A must for any modeler interested in prototype operations, add it to your library today!

OpSIG
members
\$39.95
per copy + shipping

Non-
members
\$49.95
per copy + shipping

Shipping: US (\$8)
Canada/Mexico (\$21)
Overseas (\$28)

For shipping rates on multiple books, as well as better international shipping, please contact Steve Benezra.

To Order: Please mail a check or money order, payable to OpSIG, with number of copies and your mailing address, phone number, and e-mail to:

Steve Benezra
2737 Thistle Trail
Hillsborough, NC 27278-9302
Opsig.editor@gmail.com

For Paypal orders, please add \$1 to the cost of the book and send to OPERSIG@Yahoo.com. Provide your mailing address and telephone number in the subject box.

The OpSIG is a 501(c)3 non-profit corporation. For information on how to join the OpSIG, please visit www.opsig.org.

Introducing the best deal in model railroading...

Join the NMRA for 9 months for just \$19.95!*

Get discounts from free shipping to 20% off (or more) from manufacturers of all sizes who've partnered with the NMRA...

- Contact other NMRA members anywhere in the world for layout tours, train chat or even op sessions through our Model Railroad Directory...
- Get access to more than 20,000 photos, slides, plans, drawings, paint schemes and more with the NMRA Online Archives...
- Receive 9 monthly issues of NMRA Magazine...
- Receive reduced rates on layout or collection insurance...
- Take part in programs like Modeling with the Masters, the Achievement Program, Estate Counseling, contests, clinics, and more!...
- Attend events at your local Division or Region...

Sign me up!

Fill out this form and include your payment. U.S.: Send \$19.95 (U.S.) to NMRA-RailPass Membership, P.O. Box 1328, Soddy Daisy, TN 37384

Name _____ Address _____

_____ City/State/Zip _____


Phone (_____) _____ Email _____

☐ Check ☐ Credit Card

_____ Expiration _____ Security Code _____

Signature _____

WKR Update




As mentioned previously, the perfect time to install and wire the new streetlights on the city scene sections is right after a train show since the layout is already in pieces. (Left) Two straight bundles make a great work bench that allows wiring the underside while sitting in a chair instead of lying on my back.

Section 14, pictured here, has all three tracks near the outside of the layout, hence the main buss is routed through the outer sections, but the auxiliary buss (white) was run through the middle sections making it easier to separate the wiring.

The wiring crew decided on Miller Engineering power distribution blocks. (Right) The first block, on section 14, has been pre-wired with the required resistors (came with the lights) on the red, positive, side. The ME kit includes plastic spacers and screws to mount the block.


The two main terminals on the top have also been pre-wired and have been routed to tie-in with the white main buss in the compartment to the left to provide clarity during the wiring.

This photo shows that the first streetlight to be wired-in, number 10 of 10 has the wires routed to the block with the negative wire attached by the screw terminal, while the positive wire has been soldered to the resistor completing the circuit.




(Left) After each streetlight was wired into the block, the power to the circuit was turned on and each light was checked to see a) that that light worked and b) the lights already installed continued to work.

(Right) The 12-volt power supply plugs into the wall so it was an easy task to add it to the power tap strip located on the main power cart for the layout. In this case, one extension cord powers the cart which provides power to two power packs, the Digitrax DCC system, and now the streetlights.



WKR Update



(Above) Section 14 on its back with the new streetlight wiring run through the middle sections. The Power distribution block is wired into the main buss.

While in this process, it became apparent that all the small Bell Telephone wires, both for the streetlights and track wiring, were vulnerable to being snagged and ripped out particularly during set-up and tear-down. We hit upon the idea of covering the small wires with Green Frog masking tape and paint it with Tacky Glue to keep it all in place.



After covering the wires with the masking tape, we used a plastic dish and foam brush to coat the tape with the tacky glue to seal it. The Tacky Glue dries clear, holds well, but can be peeled-off if problems appear.

After section 14 was complete, the crew turned their attention to the matching section 1. The same procedures were used to continue the lighting using a N-scale 100-feet between lamps where possible. Now both sections are illuminated and simply need to be hooked-up in the normal fashion for everything to work properly.



WKR Update



(Above) The combined sections 1 and 14 in twilight conditions (room lights turned off during the day)

(Below) A similar shot at night



WKR Update



R&MK Railroad

Ron and Marsha Knudsen
7750 N Wade School Rd
Columbia, MO 65202

Ron: 573-881-1888
ronknudsen512@yahoo.com
Marsha: 573-881-6575
marshaknudsen44@yahoo.com

Dear Fellow Model Railroaders,

After many years of model railroading as a husband/wife team, due to failing health, we need to sell our layout and all rolling stock. Following is an overview of the layout and price sheet for layout sections/dioramas and locomotives (both steam and diesel).

The R&MK Railroad is an **HO scale, 7'x16'** stand-alone bench work layout with **276' of track** with two main lines which converge into five tracks in the staging yard. The layout has 22" and 18" radius turns.

The two-level design includes both **steam and diesel locomotives controlled with wireless hand-held MRC-DCC units**. All engines have **sound**.

The layout includes exceptional detail. Trains rumble past tranquil farms of the **Greenlawn farm community** where cattle graze and fishermen cast their lines into clear lake waters.

Businesses and a firehouse line **Main Street** in the 1950s era town of Pendleton. A wedding takes place in the gazebo near a Veterans Memorial while children play in the school yard. Passengers await the arrival of trains at the **depot**.

A trolley transports visitors Main Street to the **Circus Carnival** complete with tigers, elephants, clowns, a big top and lighted Ferris wheel.

Around the corner from Main Street is **Old Town** and a nearby train yard which leads out of town to the industrial area.

A **hand-carved mountain** includes a wild-west town, a hillbilly moonshine still, waterfalls, an amethyst mine, sawmill and lumber company, and a Native American village. High atop the mountain is the snow-covered North Pole.

The **Lake Caroline resort area** overlooks Waterwheel Canyon where people ride canoes down the rapids to a favorite swimming spot.

Please contact us if you are interested in coming by to see the layout or if you have questions.

Ron and Marsha



Ron and Marsha Knudsen
7750 N Wade School Rd
Columbia, MO 65202

Ron: 573-881-1888
ronknudsen512@yahoo.com
Marsha: 573-881-6575
marshaknudsen44@yahoo.com

DON'T WORRY ABOUT
GETTING OLDER



YOU'RE STILL GONNA
DO DUMB STUFF
ONLY SLOWER



NTRAK is now NRail
Welcome to the new year and the new name:

- A new, improved web site with a members' only section.
- Monthly ZoomTRAK meetings for members.
- Expansion of the Newsletter and its staff.
- Recognize and promote Super Clubs.
- Expand the use of social media channels.

Click the link: <https://nrail.org/>

Other programs are under way and will be announced as they are ready for unveiling.

Although the new website is nrail.org, it will continue to be available using the existing URLs of [NTRAK.org](https://ntrak.org/) and [T-TRAK.org](https://trak.org/).



Open House & Train Show...

**It is that time again, we are hosting our Biennial Train Show in
Deshler.**

Train Show – Open House

July 24th and 25th 2021

For details, click on the link: <https://www.springcreekmodeltrains.com/>

Date Book

June 2021

5th & 6th
Sat & Sun

Center Of The Nation Model Railroad Expo
<http://www.kansascentralmodelrailroaders.org/train-show.html>

Hutchinson, KS.

July 2021

6th – 10th
Tue – Sat

NMRA National Convention (virtual)
<http://www.pcrnmra.org/NMRA2021/>

Internet

24th & 25th
Sat & Sun

Biennial Train Show (Spring Creek Model Trains)
Race Street & 4th Street <https://www.springcreekmodeltrains.com/show-schedule/>

Deshler, NE.

August 2021

1st – 8th
Sun – Sun

Lionel Operating Train Society (LOTS) National Convention
<https://lots-trains.org/annual-convention/>

Lawrence, KS.

October 2021

6th – 10th

Tulsa Union Convention (NMRA)
Embassy Suites Hotel <http://www.2021tulsaunion.com/>

Tulsa, OK.



You can follow the activities of the **Mid-Continent Region**, NMRA on their **Facebook page**, just click the link:

<https://www.facebook.com/groups/1851848998468077>

Sponsored By:

Kansas Central Model Railroaders, LLC


**CENTER OF THE NATION
MODEL RAILROAD EXPO**

June 5th & 6th, 2021

Saturday 9 am to 5 pm & Sunday 10 am to 3 pm

**Kansas State Fairgrounds
Pride of Kansas Building
Hutchinson, Ks**

www.kansascentralmodelrailroaders.org



100+ Vendor Tables

Operating Layouts

25,800 Sq Ft of Fun

Admission: \$7.00

Kids under 12 FREE with Adult



The link for the MPHS web page: <http://www.mopac.org/>

The link for the MPHS Facebook page: <https://www.facebook.com/MoPacHistorical>



Our mission is to preserve and promote the heritage of the Missouri Pacific Railroad and its affiliates. This includes the Texas & Pacific, Chicago & Eastern Illinois, Kansas Oklahoma & Gulf, Alton & Southern and many other roads that were part of the MP family.

Please consider becoming a member...

Trackside Model Railroading™

Volume 9, Number 5


May 2021
Premium Edition

**Expert Advice for Getting Started in
Operations from Five Layout Owners**

**Make the Most of Tree Armatures
Photo Tips for Night Scenes**

Click on the link to sign-up...

<https://www.tracksidemodelrailroading.com/magazine/>



[The Santa Fe Railway Historical and Modeling Society](http://sfrhms.org/)

The Santa Fe Railway Historical & Modeling Society is an independent non-profit corporation devoted to preserving, studying, and sharing information about the former Santa Fe Railway, from its rich history and fascinating operations, to its distinctive equipment and facilities.

Visit their web page here:

<https://sfrhms.org/>

Announcements

- Thanks to Ray Brady for making the [April 2021 issue of the Brass Pounder](#) available!
- The Second Quarter 2021 issue of the [Caboose Kibitzer](#) is available. Thanks to Ray Brady for his work and please send him your articles!
- Thanks to Jim Marlett for making the [March/April 2021 issue of Trails, Rails, & Tales](#) available!
- Thanks to Robert Simmons

Welcome to the Mid-Continent Region of the National Model Railroad Association

A 501(c)3 non-profit corporation, MCoR includes the southern half of the state of Iowa, portions of Illinois, and the entire states of Arkansas, Oklahoma, Missouri, Kansas and Nebraska. Since 1990, MCoR's leadership has fostered a strong program of developing local divisions with the purpose of bringing the potential for NMRA activity and involvement to a community near you. From only two divisions in 1990 located in metropolitan areas, MCoR now has well over a dozen divisions and over 900 members.

Follow Us On Facebook

The Mid-Continent Region now has a [Facebook Group](#) (Thanks Bob!). Please check it out and friend!!

Upcoming Events

- The 2021 joint convention with the LSR has been rescheduled for Oct 7-9, 2021. Please see the [convention website](#) for more details.

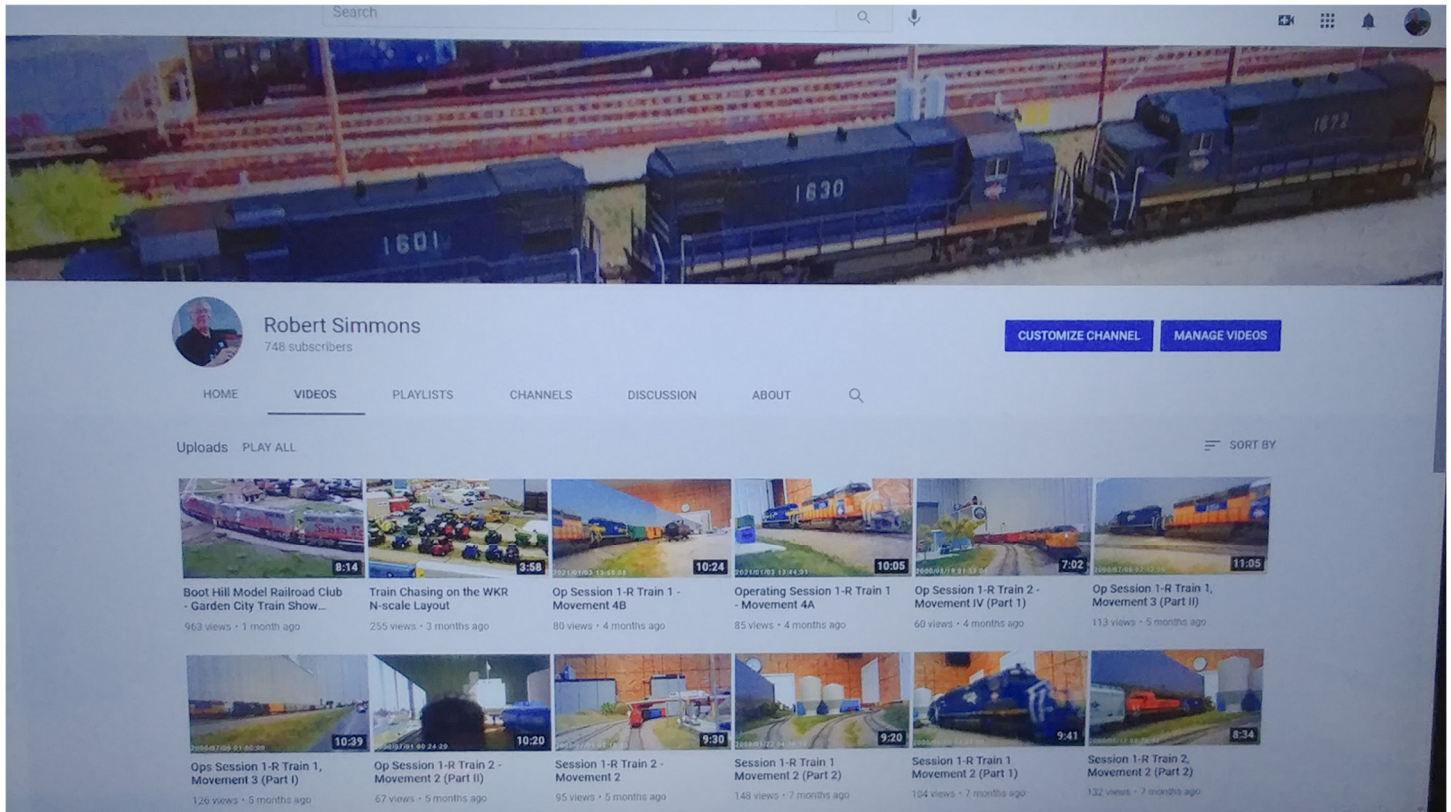
If you have an event you want mentioned here or in the [Calendar](#), please send it to the [webmaster](#).

If you want to know what is happening in the **Mid-Continent Region**, just head to the Region website by clicking on the link:

<http://mcor-nmra.org/>

Follow the action of the **Western Kansas Division** on the Robert Simmons **YouTube** page, just click on the link:

<https://www.youtube.com/channel/UC9EPv8cQ04rRGAYts-734jw/featured>



Interested in the **Union Pacific** check out the **Union Pacific Historical Society**:

<http://uphs.org/>



On The Back Cover...

In this issue we went from midnight to noon, the WKR Update showed the installation of streetlights and how the city scene looks in the dead of night, then section 1 was taken outside into the direct sunlight (Above) to give a daytime effect. I truly enjoy shooting outside as the natural sunlight makes the colors pop and gives natural shadows.

The *Main Line*

Publisher & Editor: Robert A. Simmons

The newsletter of the Western Kansas Division is published monthly for no charge by Robert A. Simmons, Division Superintendent / Director

Copyright 2021, by Robert A. Simmons, all rights reserved

If you have a change of e-mail address, or no longer wish to receive the newsletter, please contact Robert Simmons

Trainman55@hotmail.com or P.O. Box 157 – Dodge City, KS. 67801 or call (620) 521-3591

Please send all inquiries, ideas, or submissions to: trainman55@hotmail.com