



National Model Railroad Association

The

# *Main Line*

November 2023




Mid-Continent Region

The Monthly publication of the



**Western Kansas Division**



**On The Cover:**

Continuing coverage of the details upgrade of the Robinson Oil scene on the **Western Kansas Rails** layout.


In this issue:

**Real Deal.....Page 8**

**Oddballs.....Page 16**

**WKR Layout Update.....Page 24**

**Date Book.....Page 41**



**On the cover:** Derailments call for the "big hook." Here, a 100-ton derrick crane comes to the rescue of a derailed hopper near the south end of Lewistown, Montana. The prototype for the crane was built by Industrial Works in Bay City, Michigan, and the model is a kit by Dimi-Trains. Learn more in Dan Lewis' Along the Line Series, Part 6, starting on page 16.



## IN THE CURRENT ISSUE

---

### **Review: Electric Passenger/Freight Set**

Arnold

by Walt Huston,  
photography by Dennis Murphy

### **Super-Detailing with 3D Printed Parts**

by Sean Croteau

### **Grand Strand Model Railroad Club**

Part 4

by Ken Kilby

### **Once Upon A Waterfront**

Part 5: Build a Lighthouse

by Dennis Murphy

### **Along the Line Series**

Part 6: Maintaining Electrical Continuity

by Dan Lewis, MMR

### **The Short & Narrow**

Modeling the Pacific Coast Railway,

Part 19: PCRY Tank Cars;

Florence & Cripple Creek No. 51;

New MTB Switch Machine


by Tom Knapp, MMR #101

## 30 Years of N-Scale Magazine Now Available on CD.

Click here to start reading today:

<https://www.nscalemagazine.com/>





The banner image shows a detailed model of a steel truss bridge spanning a valley. Several black freight cars with "C & I M" markings are crossing the bridge. The landscape includes green hills, trees, and a body of water in the distance. In the top right corner, there is a blue "nmra.org" logo and a circular "MID-CONTINENT REGION" logo featuring a map of the region's states.

Home Conventions Region Info Divisions and Areas Resources Ask an Expert! Operation Lifesaver

### Announcements

The 2023 Fourth Quarter issue of the [Caboose Kibitzer](#) is available. Thanks to Ray Brady for his work and please send him your articles!

Thanks to Robert Simmons for making the [September 2023 issue of the Main Line](#) available!

### Welcome to the Mid-Continent Region of the National Model Railroad Association

**A 501(c)3 non-profit corporation**, MCoR includes the southern half of the state of Iowa, portions of Illinois, and the entire states of Arkansas, Oklahoma, Missouri, Kansas and Nebraska. Since 1990, MCoR's leadership has fostered a strong program of developing local divisions with the purpose of bringing the potential for NMRA activity and involvement to a community near you. From only two divisions in 1990 located in metropolitan areas, MCoR now has well over a dozen divisions and over 900 members.

Click [here](#) to join the NMRA or renew your membership!

### Upcoming Events

If you have an event you want mentioned here or in the [Calendar](#), please send it to the [webmaster](#).

Find anything you want to know about the Mid-Continent Region, NMRA on their website:  
<http://mcor-nmra.org/>

While surfing Facebook, check out the Mid-Continent Region page:  
<https://www.facebook.com/groups/1851848998468077>



## Mid-Continent Region, NMRA

Edit

+ Invite

Discussion Featured Your Items Events Media Files People

Q ...



The **Friends of the Burlington Northern Railroad**'s primary mission is to preserve the history and chronicle the operation of the Burlington Northern Railroad and its successors, including the Montana Rail Link. The organization strives to maintain and disseminate information and records of historical relevance from the railroad's inception in 1970 and following the merger between Burlington Northern and Santa Fe from 1996 to the present.



The Group's quarterly publication, *The BN Expediter*, is the voice of the organization that shares news about the group's activities, BN historical data, and current operations of the railroad. It is currently a 30+ page all-color publication and will grow even larger as more members contribute more information.

Click here for the **FOBNR** website: <https://fobnr.org/>

For the **FOBNR** Facebook page, click here: <https://www.facebook.com/fobnr>

- Membership is for one full year.
- Multiple-year memberships are permitted and even encouraged!
- All members get 4 issues of *The BN Expediter*, our quarterly magazine.
- **Regular** and **youth** members can buy our annual BN calendar for \$2 off the regular price.
- **Sustaining** members get our annual BN calendar free and are acknowledged by name in every issue of *The BN Expediter*.



# NRail™

50  
Years

**...of Modular Model Railroading,  
Promoting N Scale Standards,  
Starting with NTRAK in 1973!**

## NRail™



**BECOME A MEMBER - JOIN US NOW!**


Membership in NRail includes:

- One year of the Newsletter (6 issues).
- Monthly ZoomTRAK live broadcasts.
- Support of the National N Scale layouts at major shows.
- Access to the Members Only section of NRail.org (including over 270 issues of the Newsletter).
- Discount on merchandise in the [NRail store](#).

For the Nrail website, click here: <https://nrail.org/>

Click this link for the Nrail Facebook page: <https://www.facebook.com/NRail.org>


**Curious enough to take it apart...**



**Skilled enough to put it back together...**


**Smart enough to hide the extra parts when I'm done...**





The **Santa Fe Railway Historical & Modeling Society** is an independent non-profit corporation devoted to preserving, studying, and sharing information about the former Santa Fe Railway; from its rich history, fascinating operations, to its distinctive equipment and facilities.

The Society and its predecessors have been publishing information about the Santa Fe since 1969. The Society offers exceptional publications on the history and modeling of the Santa Fe. From its flagship quarterly magazine, *The Warbonnet*, to its comprehensive books on history, motive power, rolling stock and modeling, the Society is the definitive and authoritative source on all things Santa Fe.



**Join us today!**

**Regular members** receive the Society's quarterly magazine, *The Warbonnet*, the quarterly newsletter, *Running Extra*, and receive a 20% discount on most Society publications and offerings. They also receive access to the Members' Only area of the website, which contains hundreds of documents about the Santa Fe.

For the SFRHMS website, click here: <https://sfrhms.org/>

On Facebook, check out the SFRHMS page: <https://www.facebook.com/SFRHMS>



# WHITERIVER PRODUCTIONS



RMC RECEIVING YARD

## Rapido Announces HO Scale EMD SD7, SD9 and SD10s


Rapido Trains has now answered the call by announcing its intention to produce state-of-the-art highly detailed models of EMD SD7s, SD9s, and Milwaukee Road's unique SD10 locomotives.



RMC EXTRA BOARD

## Clinchfield Railroad: Carolina Division in HO Scale

Set in the summer of 1977, this double-deck HO scale layout depicts the Clinchfield Railroad in the Carolinas.



RMC EXTRA BOARD

## Build Sacco's Esso Service Station

Turn a simple City Classics HO scale mid-century gas station kit into a special scene for your model railroad.



RMC PRODUCT REVIEWS

## ClassOneModelWorks.com GSC HD Depressed-Center Flatcars and Loads

Class One Model Works (COMW) has released an all-new, ready-to-run HO scale model of a heavy duty depressed-center flatcar based on prototypes designed by General Steel Castings Co.



RMC PRODUCT REVIEWS

## OVR Trains 'Private Label' National Steel Car 6400cf Scrap and Trash Gondola

Otter Valley Railroad, located in Tillsonburg, Ont., has released its first HO scale freight car in its "Private Label" line of rolling stock — the National Steel Car-designed 6,400 cu. ft. high-sided gondola.



RMC PERSPECTIVE

## A Case for HO Narrow Gauge

With so many interesting prototypes from coast to coast, perhaps hobbyists can convince manufacturers to produce more HO narrow gauge models.



Also check out:



Click here to start reading today: <https://rrmodelcraftsman.com/>



# Real Deal

Jerry Bruce Photo



(Above) Jerry Bruce of McPherson, Kansas caught Concordia Terminal 2232. The 2232 is a **GP-7u**, owned by Midwest Locomotive leasing and sales (MWLX).

This locomotive was constructed in September of 1952 as **ATSF 2780** an EMD GP-7 and was later rebuilt to **GP-7u** standards. This unit also worked for the **CKRY** (Central Kansas Railway part of Kansas & Oklahoma) and **GWR** (Great Western Railway of Colorado) both as 2232.

In the early 1980's, Canadian Pacific rebuilt GP-7s and designated them GP7u units for yard service, including a chopped short hood, new number boards, front cab windows, upgrading the 567B prime movers with 645 power assemblies with "BC" engine block specs, and four exhaust stacks with spark arrestors.





# Real Deal



(Above) Back in early October BNSF gathered this collection of MOW equipment in the Dodge City yard. Since then, a lot of work has been going on like new storage tracks, new sidings, replacement of old ties, and more.

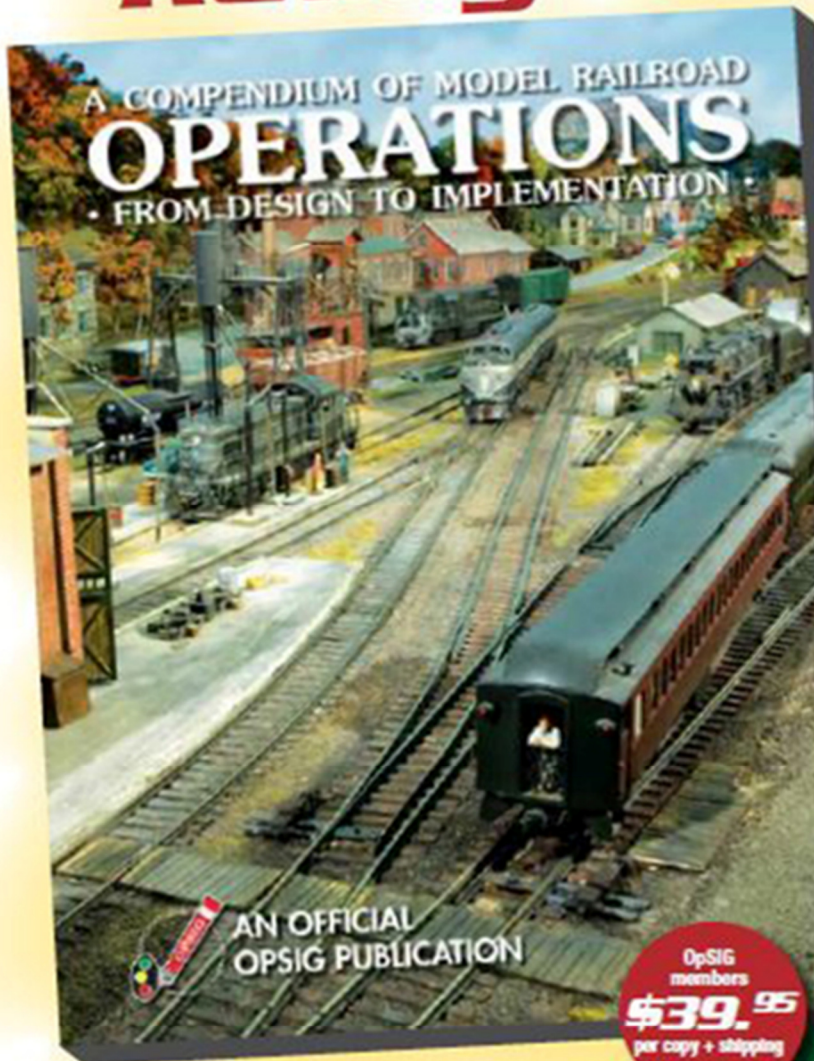


(Below) On October 20<sup>th</sup> I spotted this crane truck dropping off extra long ties which I think would be used for new switches being added to the yard throat.





Dispatcher to OpSIG Publication No. 2, you're ...  
**Ready to Roll!**



All model railroaders, whether expert or beginner, will find a wealth of useful information in the OpSIG's second publication, **A Compendium of Model Railroad Operations - From Design To Implementation**. A complete guide to all things operations, our latest offering covers every aspect of prototype operations and how to apply them to your model railroad—from design and staffing to yards and paperwork, from communications and signals to dispatching and car forwarding—in 310 full-color pages. Written by ten of your fellow modelers and professionals, **The Compendium** contains more than 350 photos, 120 illustrations, and countless tips, pointers, suggestions, and prototype information to help guide you on your journey. A must for any modeler interested in prototype operations, add it to your library today!

OpSIG  
members  
**\$39.95**  
 per copy + shipping

Non-  
members  
**\$49.95**  
 per copy + shipping

Shipping: US (\$8)  
 Canada/Mexico (\$21)  
 Overseas (\$28)

For shipping rates on multiple books, as well as better international shipping, please contact Steve Benezra.

**To Order:** Please mail a check or money order, payable to OpSIG, with number of copies and your mailing address, phone number, and e-mail to:

Steve Benezra  
 2737 Thistle Trail  
 Hillsborough, NC 27278-9302  
 Opsig.editor@gmail.com

For Paypal orders, please add \$1 to the cost of the book and send to [OPERSIG@yahoo.com](mailto:OPERSIG@yahoo.com). Provide your mailing address and telephone number in the subject box.


The OpSIG is a 501(c)3 non-profit corporation. For information on how to join the OpSIG, please visit [www.opsig.org](http://www.opsig.org).





### The Union Pacific Historical Society

Founded in 1984, **UPHS** is an independent, non-profit organization dedicated to preserving and sharing the history of the Union Pacific Railroad. The Society has about 1,900 members including Historians, railfans, employees, and modelers who have found the UPHS to be a matchless source of accurate and in-depth material concerning historical operations, traffic, motive power, rolling stock and facilities of the Union Pacific and predecessor companies.



## The Streamliner

*The Streamliner* is the official publication of the Union Pacific Historical Society, four issues are included with annual membership. Memberships and individual copies may be purchased from the Company Store.

### Join Us!

We invite you to join the Union Pacific Historical Society! Join with Union Pacific enthusiasts from all over the world by submitting your one-year membership application.

☐ *Regular membership* entitles one to receive four issues of our highly acclaimed quarterly magazine, *The Streamliner*, as well as discounts on selected products in the Company Store.

For the UPHS website, click here: <https://uphs.org/>

For the Facebook page of the UPHS, click here: <https://www.facebook.com/profile.php?id=100069786331658>





## NEW Atlas N Scale EMD SD7 and SD9

The Atlas Classic N Scale SD-7 Locomotive is based on the prototype manufactured by EMD from February 1952 to November 1953. Utilizing a 1,500 hp engine and a longer underframe than the GP-7, the SD-7 was the first locomotive to use EMD's Flexicoil truck.



## HO Scale Pre Order: Rapido EMD SD9, SD7, SD10

The SD7 was General Motors Electro-Motive Division's first foray into 6-axle power. The "SD" stood for Special Duty, while the 7 was carried over for the 4-axle GP7 series. This new series of locomotives provided extra tractive effort spread and weight distribution across the six-axle trucks. Production lasted from May of 1951 to November of 1953. A total of 188 units were built for 17 railroads, from class 1s to industrial operations. The SD7 would give way to the SD9.



## N Scale Pre-Order Atlas ALCo S2

### Features:

- Scaled from actual prototype measurements
- Option for horizontal or vertical radiator shutters
- Fine scale handrails
- Separately-applied coupler cut levers, air hoses, piping, etc.
- Directional LED lighting (includes cab rear headlight)
- Die-cast hood & chassis for improved pulling performance
- Digital-ready chassis
- Dual-flywheels for maximum performance at all speeds

Click here for the Midwest Model Railroad website: <https://midwestmodelrr.com/>

# Exclusive Email Offer

## DVDs on Sale — Only \$10 Each!



Our collection of DVDs features a wide range of modeling topics from setting up and using an airbrush to installing a DCC system. You can also learn how to design a model railroad from start to finish with great tips in our DVDs.

**Now's the time to stock up on some of your favorite MR Video Plus DVDs!**

Click this link to start watching today: <https://kalmbachhobbystore.com/>





# Welcome to Model Railroading

**Get More from Model Railroading**  
*Watch our video on Model Railroading*

## GETTING STARTED

IN MODEL RAILROADING

● ● ● ● ●

## Welcome to the National Model Railroad Association

Please View 'In The News' For Current News And Information

BECOME A MEMBER  
JOIN THE NMRA TODAY!

DONATE TODAY  
EVERY GIFT HELPS

**NMRA members get discounts of  
up to 45% from over 40 companies.  
Isn't it time you joined?**

[Click here  
for details](#)

Bear Creek Model RR  
 CatzPaw Innovations  
 Clever Models  
 CMR Products  
 Deepwoods Software  
 Deluxe Materials  
 Discount Kits

Gatorfoam  
 Great Decals  
 Gren Frog Productions  
 HotWire Foam Factory  
 Jason's Brass Poles  
 K.I.S.S. Method  
 LAB Prod Productions

Logic Rail Tech.  
 Micro-Mark  
 Mine Mount Models  
 MinuteMan Models  
 Modelers Decals  
 Model RR Benchwrk  
 Model Train Catal.

Motrack Models  
 MRC  
 NScale Works  
 OK Engines  
 Old West Scenery  
 Ram Track  
 RR-CirKits

Rusty Stumps  
 Scale Model Plans  
 Scalecoat Paint  
 Scenery Solutions  
 Showcase Miniatures  
 Stepcraft  
 Team Track

N-Scale Archit  
 Train Show  
 Tichy Train Gr  
 Train Installati  
 TrainMaster TV  
 UGears  
 Unreal Details  
 USA Airbrush  
 WiFi Model RR

### Partnership Program


*Discounts for NMRA Members*

## Announcing the NMRA Interchange.

An exclusive NMRA Discord server  
 for talking trains. Click to begin.

### NMRA Interchange

NMRA's own server on Discord

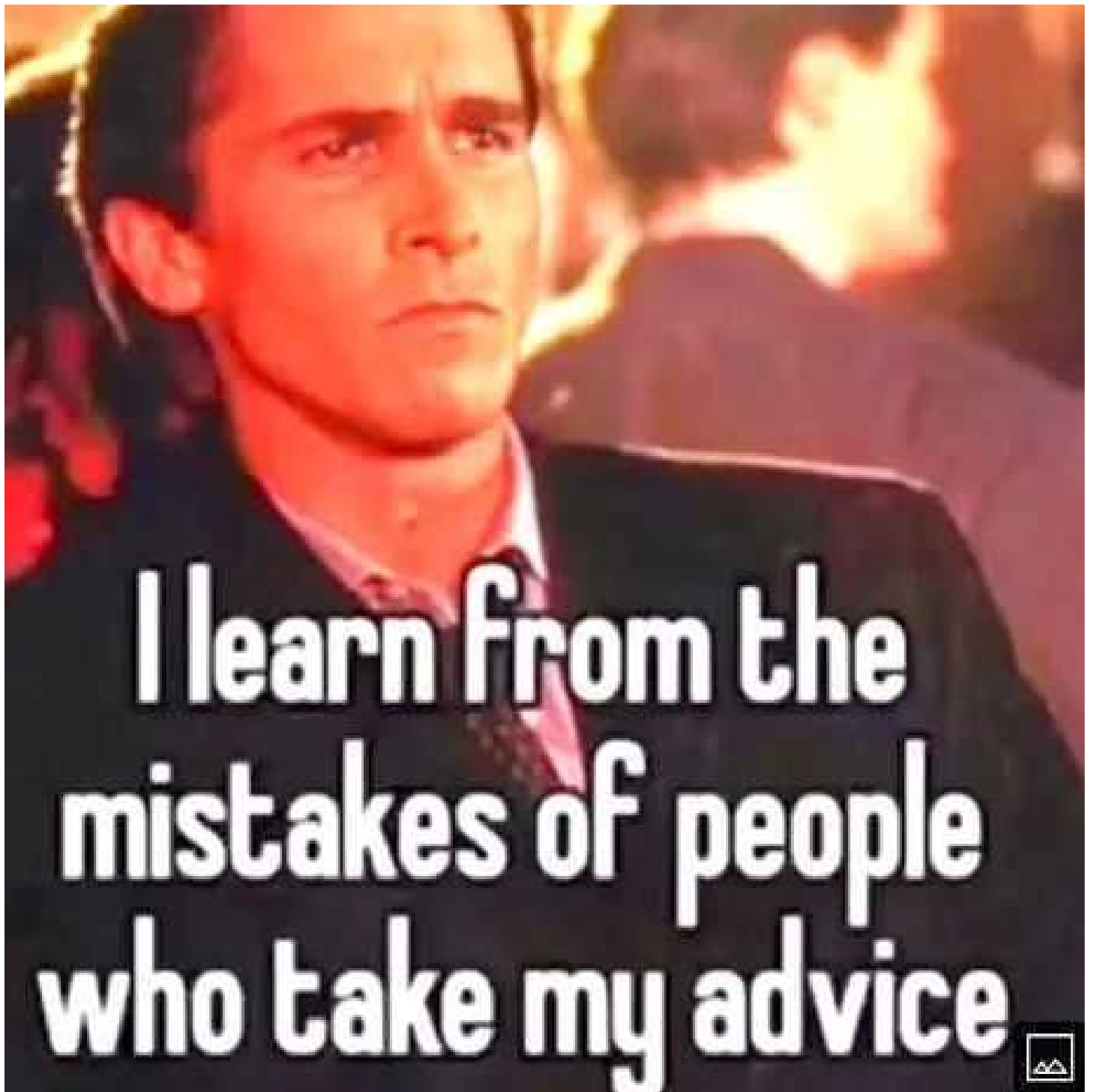


### Want to "test drive" the NMRA for a little while?

Sign up for our [9-month Rail Pass trial membership](#) for only \$19.95! This Includes 9 months of the **Digital NMRA Magazine**.

The Rail Pass offer is good **in the U.S. only** and is for **new members** and those who have not been NMRA members for two years or more. Individuals can join at the Rail Pass rate **only once**. Rail Pass members can attend conventions and participate in contests, but cannot hold office or vote in NMRA events. Membership will renew at the regular membership rate.

Click here for the NMRA website: <https://www.nmra.org/>







# Oddballs

Every so often an idea or product just doesn't catch on and is not mass produced.

---

## Baldwin DR-4-4-1500

(Wikipedia Photo)



(From American-Rails.com) The **DR-4-4-1500** was the first domestically produced cab freight unit Baldwin offered to compete against Electro-Motive's extremely successful F series. Baldwin used two carbody styles for its road freight units; the original "Baby Face" design and later the more striking "Sharknose" design. Baldwin faced reliability issues with its early models; coupled with an unattractive design, the company sold few DR-4-4-1500s.

From the start, the DR-4-4-1500 was intended for freight service as a direct competitor against similar models from Electro-Motive (F series) and American-Locomotive (FA). If there was an area in which Baldwin struggled immensely, it was the cab market. The builder found few buyers for either its original "Baby Face" variant or later "Shark Nose" design. By the time production had ended just over 100 A and B units rolled out of Eddystone (most of which were purchased by the PRR).



# Oddballs

Every so often an idea or product just doesn't catch on and is not mass produced.

---

(Right) The "babyface" design.

In addition, it was nearly a decade late in releasing a cab design to compete against Electro-Motive. To Baldwin's credit, the builder continued refining its locomotives. The RF16, for example, was much more successful.



The DR-4-4-1500 utilized the builder's original 608SC prime mover. The DR-4-4-1500 could produce 1,500 horsepower and featured a B-B truck setup (two axles per truck).

Since Baldwin was still building a few steam locomotives when the DR-4-4-1500 was released, the company continued to utilize a version of the "Whyte Notation" classification system from the steam era. For example, the model's numbers and letters referred to the following:

DR - Diesel Road unit  
4 - Four overall axles  
4 - Four powered traction motors  
1500 - The horsepower rating

The "Baby Face" design did not last long. Realizing it was unpopular, Baldwin contracted Hadley, Ryder & Pedersen for a complete carbody redesign. The company came up with the classic "Sharknose" concept, which gave Baldwin's late-era cab locomotives an entirely unique look. They were also tasked with arranging the interior equipment, stress analysis of the carbody, and working with Baldwin on the final overall design.

Contrary to popular railfan belief, the Sharknose was not a Raymond Loewy design. As John Kirkland points out in his book, *"The Diesel Builders: Volume Three (Baldwin Locomotive Works,"* this idea likely derived from the carbody's similarity to Pennsylvania Railroad's streamlined 4-4-4-4 "Duplex Drive" T-1's. The angular nose of these famous steam locomotives, which as a Lowey inspiration, bore a striking resemblance to the Sharknose carbody.


Internally, the DR-4-4-15 featured components from Westinghouse Electric, which supplied Baldwin with virtually all its internal equipment for its diesel models (the two companies had been working in conjunction since the 19th century).

The builder's "Standard Line" was growing in demand when parent Westinghouse pulled Baldwin out of the locomotive market.






Our mission is to preserve and promote the heritage of the **Missouri Pacific Railroad** and affiliates. This includes Texas & Pacific, Chicago & Eastern Illinois, Kansas Oklahoma & Gulf, Alton & Southern and many other roads that were part of the MP family.



The Society publishes an illustrated quarterly magazine called "*The Eagle*." Each issue contains current news and articles of historical interest. Rosters of equipment, technical information and data, and modeling projects are just a few of many items of interest published along with the business of the MPHS. All members are urged to contribute material for publication. Along with the magazine, the Society produces a full color calendar of photos from across the railroad covering all eras.

All memberships include a year's worth (normally four quarterly issues) of "The Eagle" magazine and the following year's calendar. Members will also receive discounted pricing on selected Missouri Pacific books, back issues of The Eagle, previous year's calendars, and other selected items in the Company Store.

Click here for the **MPHS** website: <http://www.mopac.org/>




For the Facebook page of the **MPHS**, click here:  
<https://www.facebook.com/groups/1778975332416533>





The principal purpose of the **Operations Special Interest Group (OPSIG)** is to discuss, develop and disseminate ways of operating model railroads to realistically emulate practices of the prototype. This includes sharing information on various methods of generating and controlling traffic to heighten the feeling that our models are an active and integral part of the national rail transportation network, serving shippers and consignees throughout the nation. We also discuss and communicate information about the methods and procedures used by the real railroads and ways of most practically and realistically adapting them to the model world. So, if you like to operate the railroad you've created, this is a place to learn more and find others with similar interests.

We publish a quarterly magazine, *The Dispatcher's Office*, which in addition to containing articles and information on railroad operations (both prototype and model), contains listings of operating layouts, sessions, and events that members are invited to attend. Back issues are available. In addition, the OPSIG web site serves as a clearinghouse for publicizing regional operating events and meetings, where layouts are open for guest operations. We also send out the *Second Section* email newsletter on a regular basis.



Click here for the OPSIG website: <https://www.opsig.org/>



The **Operations Special Interest group** also has their **Facebook** page which now has over **3600** people liking/following it.

But we want to get all those people to join us as members.

Membership starts at just \$10/year for a digital subscription or \$25/year for a high quality, 40-page, full color magazine delivered to you each quarter. You also get full access to our digital back catalog, going all the way back to our first issue.



Click here for the OPSIG Facebook page:  
<https://www.facebook.com/OperationsSIG>





### In this issue:

- [Publisher's Musings: MRH 2023 survey age results](#)
- [Best of the MRH website this month](#)
- [What's Neat: St Louis RPM meet, ...](#)
- [Electrical Impulses: Installing LocoFi 3 in a switcher](#)
- [Scratchbuild a taxicab office](#)
- [Track planing with E-Z Track](#)
- [Savvy Modeler: Athearn Genesis sound install](#)
- [October 2023 news and events](#)

Click this link to start reading today: <https://model-railroad-hobbyist.com/>



## Robert Simmons

@robertsimmons6464 · 968 subscribers · 362 videos

This channel is about Model Railroading in general, and specifically the antics of the Weste... >



Current subscribers

# 968

+8 in last 28 days

Customize channel

Manage videos



WKR Update 10/6/23

<https://www.youtube.com/watch?v=9M56Yk74iHk>



WKR Operations - Session 2 -  
Train 1 - Move 8



WKR Operations - Session 2 -  
Train 2 - Move 8 - October 1...

<https://www.youtube.com/watch?v=xkVvH08qcy4>



Ops 2 Train 1 Move 9

Check out all the action of the Western Kansas Division, NMRA on our  YouTube page:

<https://www.youtube.com/channel/UC9EPv8cQ04rRGAYts-734jw>










The mission of the **Rio Grande Modeling & Historical Society** is to preserve and disseminate historical information about the Denver & Rio Grande Western Railroad for the benefit of our members and to others by locating, gathering, preserving, interpreting tangible items relating to the D&RGW, distributing information, documents, publications and promoting fellowship and education among persons with interests in the railroad.



Among the RGM&HS publications we publish ***The Prospector***, our professionally produced and beautifully illustrated quarterly magazine featuring the finest work of historians and other experts on all aspects of Rio Grande Railroad. We make available individual issues and volume sets of the magazine for purchase from our website—from the current issue to back issues of ***The Prospector*** over the past 20 years back to Volume 1 which was first published in 2002.

#### Membership includes:

- One year subscription to **The Prospector** (4 issues), the official quarterly magazine of the Society.
- A subscription to the Society's e-mail newsletter, the **Green Light**.
- Members-only emails with advance notice of Society events, programs, and offers.
- Special benefits and features in the Members-only section of the Society's website.

Click here for the RGM&HS website: <https://rgmhs.org/>

For the Facebook page of the RGM&HS, click this link: <https://www.facebook.com/groups/rgmhs.org>



# WKR Update

## SHAPEWAYS

When the Scenery Crew of the WKR went looking for the required parts to start the detail upgrades for the Robinson Oil scene, we turned to Shapeways (<http://www.shapeways.com>).

## 3D Printing Service

Create and customize. Streamline and save. Break down design barriers and scale your business with Shapeways 3D printing services.

If you are already into 3-D printing and have created the necessary files, they will print it for you. We chose the second option, shopping through the items already produced by others and purchasing what was required.


On the Shapeways home page, look through the choices on the top and select **Marketplace**:

**MARKETPLACE**

### CATEGORIES

- › Tech
- › Accessories
- › Jewelry
- › Art
- › For Your Home
- › Games
- › Miniatures
- Other

On the left side of the Marketplace page, select: **Miniatures**.



On the Scenery page, select: **Industrial**.

On this page first, select the scale you desire (1:160).

You will find several pages of products already developed and refined by others that are available for purchase. (Right) This is a screen shot of one product, it will show the scale (N), how many are included (4x), the product name, the price (\$9.05), and the “handle” of the designer (Nginer).

By clicking on the item, it displays several views of the item, lists the item features, and may describe other item necessary for a scene.



Next, select: **Scenery**.




**N 4x Fuel Crane For Loading Bridge**  
\$9.05 by Nginer

# WKR Update




(Left) The ordered materials arrived in the mail. Shapeways is very good in their packing procedures and almost everything we have ordered has arrived intact.

In this case, I did not retrieve the mail from the box for a day in the hot Summer, so the large loading bridge (below) had a slight bow from the heat. Although this material is very brittle and easily broken, it was an easy fix using a hair dryer and slight pressure for it to resume its original straight lines.



(Above) The inventory from this last order includes: The long loading bridge, four local delivery trucks, two fuel trailers, four fuel loading cranes (small items will come in printed frames to prevent breakage), and two loading platforms which attach to the bridge structures.

The trucks and trailers will be added to the scene as part of Phase 2, while the rest will be added in Phase 3. All the 3-D printed items can benefit from a very gentle washing in soap and water to remove any oils, however if its small and delicate like handrails, don't try it. The trucks and trailers are solid, so they can take a good washing, but the other items would probably break. If items break, think of them as a "kit" and reassemble them using super glue.



(Left) Earlier, we purchased a truck loading platform. The roof was painted white with blue trim. The loading rack and stairs were painted a primer grey. The handrails were first painted white with several coats to cover the grey, then the top rails painted yellow. In the center, the pipes were painted aluminum. Since the structure must be removable, a platform was constructed from two pieces of 0.060 sheet styrene glued together, sanded, glued to the rack, then painted "aged concrete" color.



# WKR Update



(left) Using copy paper and masking tape, we created a template for the truck loading and tank car unloading structures. We used the structures, put in place temporarily, to get a feel of how everything will fit in the allotted space. It was a tight fit, and we had to reposition several times.

(Right) Once the template was constructed, the lines were drawn to show the area of foam and gravel to remove. Since the gravel area was glued down, we used a Dremel moto tool with cut-off disk to cut the gravel along the lines for a smooth cut.



(Left) The tan section is where the foam "road" was removed, while the gravel was removed with a putty knife. This put quite a few cuts/ridges in the pink extruded foam base. These need to be smoothed out and solidified before construction can begin. A shop vac was used to remove any small debris before proceeding.

(Right) A quick trip to the local hardware store resulted in a small tub of vinyl spackling and a cheap putty knife. We prefer the vinyl type as it is much more elastic than standard drywall spackling. This product is already mixed and ready to go, just remove the lid.



(Left) After drying, a detail sander with medium grit paper was used to sand the dried spackling smooth, while holding a shop vac hose next to the sander to prevent the dust from settling on the finished grass areas.

(Right) The "new" concrete area now has a firm base to add the foam and structures.



# WKR Update



(left) Our material of choice for concrete or asphalt surfaces is a product from Hobby Lobby. It has had several names, Silly Foam, Funky Foam, and recently Silly Winks. It comes in smaller sheets such as 8 x 12. Or a larger size as shown, 12 x 18.


It is a closed cell foam product so it will bend and conform as needed, is glued to the layout with “Tacky Glue” and takes craft paints quite well.



(Left) Instead of trying to cut the foam in such a large piece, the template was divided in two. Lines were traced on the back of the foam, then the foam was cut to shape. Here both pieces of the foam were pre-painted the “aged concrete” color prior to installation as trying to paint the edges after installation would be impossible. As in real life, we wanted a smooth transition between the concrete and the gravel or grass.

(Right) The completed Truck Loading Platform is ready to install. One piece of the 0.060 sheet styrene was used as the base for the structure, and a second, shorter piece was glued underneath to match the height of the foam concrete.

Once the exact placement of the platform was determined, marks were made on the foam and a cut out, the shape of the smaller bottom piece of styrene, was cut and removed. The overhang on the ends covers the hole and provides more stability.







# WKR Update



(left) The first section of “concrete” foam has been glued in-place and allowed to dry. The mounting hole was cut out of the foam and the structure test fitted.




(Right) The view of the completed Truck Loading Platform from inside the layout. A couple of details were also added, the grey control panel, and just below the truck, the container that holds the materials in case of spills, both available from Shapeways.




(left) Phase 1 the Tank Farm and Phase 2 the Truck Loading Platform are now roughly complete with the delivery trucks placed to judge spacing.

There are several details yet to go, but we will add them during the completion of Phase 3 in next month's issue.



(Right) The view of the Spectators. Sometimes details cover up other details, but we know they are there.

# WKR Update




Always on the move, the Car Department of the WKR took possession of a few of the new Rapido center beam bulkhead flat cars.


(Right) The end details and printing.



(Left) The under-frame details.



(Right) The Car Department painted the truck side frames, wheels, and couplers to WKR specs.



(Left) The first two at home on the layout.

The Car Department has come up with a different load for these cars than common lumber loads, and it is a way to also add and hide more weight for the car for better handling characteristics. All will be revealed in the next issue of the *Main Line*.




# CHICAGO & NORTH WESTERN HISTORICAL SOCIETY



The **Chicago & North Western Historical Society** was founded in 1973 by a group of Midwestern railfans interested in the C&NW, along with its predecessor and successor roads. These roads include the Chicago, St. Paul Minneapolis & Omaha; the Minneapolis & St. Louis; the Chicago Great Western; the Litchfield & Madison; the Fort Dodge, Des Moines & Southern; the Des Moines & Central Iowa; and many more. The Society's purpose is to collect, circulate and preserve the history of the C&NW and its predecessor and successor lines; to create and publish a magazine; and to promote fellowship among C&NW fans and Society Members.

***North Western Lines*** is a quarterly publication, which began in early 1974 as a seven-page mimeographed issue, totaling 85 copies. Today it is considered one of the premier historical publications. Each issue contains current news, feature articles, a photo section, and a combination of rosters, technical information, maps, schedules, and modeling information, depending on the make-up of that issue.

A regular 1-year **membership** includes 4 issues of the ***North Western Lines*** magazine. As a contributing member, you also receive a copy of the current C&NWS all-color calendar. Your Chicago & North Western Historical Society membership gets you quick access to the latest information for modelers with our CNWHS Modeler which features great modeling ideas and projects. You also get discounts on some items in our Company Store.



2023 West Wisconsin Division Meet - Adams WI - November 4, 2023

2023 Chicago Area Get Together - Elmhurst IL - November 18, 2023

For the C&NWS website, click here: <https://cnwhs.org/wp1/>

For the Facebook page of the C&NWS, click this link: <https://www.facebook.com/cnwhs>



## New Product



**Yelton Models**

October 25 at 12:30 PM · 🌐

NEW FROM YELTON MODELS HO Grain cart also available in O and N scale through [Spring Creek Model Trains](#), [Credit Valley Railway Company](#) or direct from [Yelton Models](#) perfect for that farm or harvest scene.



**Also**

**MAC-203**  
Operating Flip Type Deraillor  
"The Scotty"

**MACRAIL**  
Distinctive details that enhance your modeling



For the **SCMT** website, click here: <https://www.facebook.com/springcreekmodeltrains>

Click here for the **SCMT** website: <https://www.springcreekmodeltrains.com/>





## Western Kansas Division

1.5K likes • 1.6K followers

👍 Liked

💬 Message

Follow the Western Kansas Division, NMRA through their Facebook page:

<https://www.facebook.com/profile.php?id=100064641403539>

MeWe



[Posts](#) [Photos & Videos](#) [About](#) [Analytics](#) [Schedule](#) [Notifications](#) [Settings](#)

## Western Kansas Division, NMRA

31 Followers

You can also follow the antics of the **Western Kansas Division** on their MeWe page:

<https://mewe.com/westernkansasdiv/feed>



# Trackside Model Railroading™

Volume 11, Number 10

October 2023  
Premium Edition

**Mythical Tweetsie Branch  
Line in On30**



**Installing Fascia and a Toggle Switch  
Gallery of the D&RW in HO Scale**

*Trackside Model Railroading*

The October 2023 digital magazine is now out!

Click here to start reading today: <https://www.tracksidemodelrailroading.com/>





## Frisco.org - St. Louis-San Francisco Railway



### General

Discussions: 947 Messages: 6,792 Sub-Forums: 1 ▼



### Divisions

Discussions: 806 Messages: 5,772 Sub-Forums: 65 ▼



### Operations

Discussions: 672 Messages: 3,468 Sub-Forums: 34 ▼



### Buildings and Structures

Discussions: 332 Messages: 2,163 Sub-Forums: 16 ▼



### Depots & Stations

Discussions: 695 Messages: 3,342 Sub-Forums: 5 ▼



### Motive Power

Discussions: 1,057 Messages: 7,032 Sub-Forums: 67 ▼



### Freight Equipment

Discussions: 293 Messages: 1,973 Sub-Forums: 13 ▼



### Cabooses

Discussions: 307 Messages: 2,079 Sub-Forums: 12 ▼



### Passenger Cars

Discussions: 190 Messages: 1,413 Sub-Forums: 8 ▼



### Maintenance of Way

Discussions: 89 Messages: 522



### Action Photos

Discussions: 76 Messages: 571

Just some of the topics you will find.

Click here for a great modeling information source:

<http://www.frisco.org/shipit/index.php>



**Boot Hill Model Railroad Club**

6d · 🌐

[Boot Hill Model Railroad Club](#) will not have a Show in Dodge City this November, 2023. We are actively planning the Spring 2024 Show in Garden City for March 9th and 10th in the West Pavilion located at the Finney County Fairgrounds.

## Herington Railroad Days

[HeringtonRailroadDays@gmail.com](mailto:HeringtonRailroadDays@gmail.com)

**Saturday, April 27, 2024**

**9 a.m. to 5 p.m.**

**Sunday, April 28, 2024**

**10 a.m. to 4 p.m.**

**Herington Community Building**

**810 S. Broadway, Herington, KS 67449**

**Admission by donation**

*Proceeds benefit the Herington Historical Museum*

\* Model Railroad & Memorabilia Swap Meet    \*Operating Model Railroad Layouts  
\*Concessions    \*Free Parking    \*Clinics/Workshops  
\*Visit the Herington Historical Museum & Railroad Annex

**Contact HRD Coordinator Mark Will: 316-258-4500**



# Rocky Mountain Train Show™

November 25th & 26th 2023

Saturday 9 am - 5 pm, Sunday 9 am - 3 pm

**The Ranch Events Complex**

**First National Bank Exhibition Building**

**Larimer County Fairgrounds**

5280 Arena Circle Loveland, CO 80538 (I-25 at Exit 259 East)



**Santa  
Claus  
Will Be  
There!**



**Free  
Parking!**



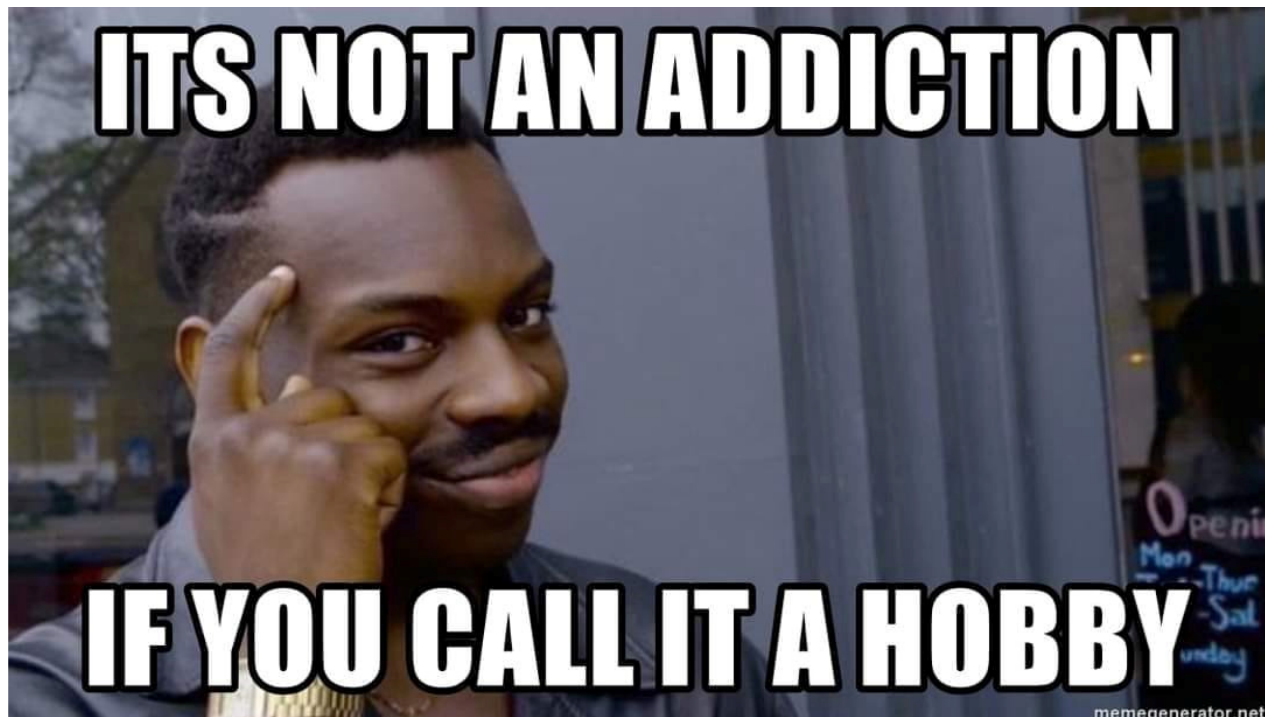
Over 300 Tables of Trains - All Scales and Gauges  
More than 12 Operating Layouts - N thru O Scales  
Scouts BSA Can Earn A Railroading Merit Badge  
Kids 5 and up can earn the Jr. Engineer Certificate  
Admission \$10, Children 12 and under Free  
Vets & First Responders Get ticket Through VetTix

Sponsored by Rocky Mountain Division of the TCA™ and the Rocky Mountain Region of the NMRA



**[www.RockyMountainTrainShow.com](http://www.RockyMountainTrainShow.com)**

**Bring this card to be added to the door prize raffle!**




memegenerator.net

# 2024 Garden City MODEL TRAIN SHOW

**Boot Hill Model Railroad Club**

Operating Layouts  
Train Vendors  
Lunch Counter



**Garden City, Kansas  
Finney County Fairgrounds  
in the West Pavilion**

**March 9<sup>th</sup> and 10<sup>th</sup> 2024**

**Saturday 10 am to 5 pm; Sunday 11 am to 4 pm**

**BIGGEST LITTLE TRAIN SHOW AROUND**

**For more information contact:**

Jim Adams  
620-290-1054  
adamsarabians@hotmail.com

Steve Weidner  
620-290-1862  
sweidner@ucom.net

Mark Fisher  
620-260-5560  
markfish@ucom.net

Robert Hahn  
620-271-8365  
roberth@wbnet.org



— 3<sup>RD</sup> ANNUAL —  
**MODEL TRAIN  
CONVENTION & EXPO**  
— FUNDRAISER —

**JANUARY 13-14, 2024**

SATURDAY 9-5 | SUNDAY 10-3

**McPherson Community Building  
122 E Marlin St | McPherson, KS**

\$7 TICKETS / PERSON • \$5 STUDENT / SENIOR / FIRST RESPONDER

**DOOR PRIZES EVERY HOUR**  
PRIZE FOR  
**BEST IN SHOW**  
FOR EXHIBIT AND VENDOR



Questions? Contact us at [staff@mcphersoncountymakerspace.org](mailto:staff@mcphersoncountymakerspace.org)

A portion of the proceeds will go to the McPherson Fire Prevention Fund  
This event is sponsored by McPherson Convention and Visitors Bureau



# Katy Railroad Historical Society

Official Website for Fans of the Katy Railroad

The **Katy Railroad Historical Society** was formed in Parsons, Kansas, on October 1, 1977, with a nucleus of 43 charter members. The purpose of the society is to bring together in close association those persons who have a common interest in the Missouri-Kansas-Texas Railroad, known to many as the Katy. To increase the enjoyment of their interest through appropriate activities, the encouragement of members to contribute to the collection, compilation and publication of interesting data pertaining to the Katy, including preservation of such information for future reference.

## Katy Flyer Membership

**\$27** /One Year

✓ 4 Issues of the *Katy Flyer* Magazine

✓ Annual Member Directory

## 2024 KRHS CONVENTION

April 25 – April 28, 2024

St. Louis, Missouri

Click here for the KRHS website:

<https://katyrailroad.org/>





## **THE WICHITA TRAIN SHOW & SWAP MEET**

[www.besttrainshow.com](http://www.besttrainshow.com)

# **The Best Train Show in Wichita, KS**

*Sponsored in part by*  
**Chisholm Trail Div. NMRA**

**Saturday, February 3, 2024 9am-5pm**

**Sunday, February 4, 2024 11am-4pm**

**Cessna Activity Center  
2744 George Washington Blvd.**

**Operating Layouts ~ Model Contests  
Clinics ~ Over 100 Dealer Tables**

Scouts in  
uniform  
get in  
**FREE**

***HOURLY DOOR PRIZES***

**Admission \$8 Both Days**

**\$1 OFF**  
with non-  
perishable  
food item

**Military, First Responders, Fire,  
Law Enforcement Admission \$1.00 with ID**

**Kids 10 & under free with paid adult**

**Dealers: 8-foot tables *(Call for pricing)***

**Call: Phil 316-259-5190 or email:**

**[aylward1@cox.net](mailto:aylward1@cox.net)**

# Date Book

## November 2023

4 <sup>th</sup> & 5 <sup>th</sup> Sat & Sun	<b>Oklahoma City Train Show</b> <a href="https://oklahomarailwaymuseum.org/okc-train-show/">https://oklahomarailwaymuseum.org/okc-train-show/</a>	Oklahoma City, OK.
25 <sup>th</sup> & 26 <sup>th</sup> Sat & Sun	<b>Rocky Mountain Train Show</b> <a href="https://rockymountaintrainshow.com/Default.aspx">https://rockymountaintrainshow.com/Default.aspx</a>	Loveland, CO.

## January 2024

13 <sup>th</sup> & 14 <sup>th</sup> Sat & Sun	<b>McPherson Train Show</b> McPherson Community Building	McPherson, KS
27 <sup>th</sup> & 28 <sup>th</sup> Sat & Sun	<b>Train Expo Colorado (TECO) Show</b> <a href="https://tecoshow.org/">https://tecoshow.org/</a>	Colorado Springs, CO.

## February 2024

3 <sup>rd</sup> & 4 <sup>th</sup> Sat & Sun	<b>Wichita Train Show &amp; Swap Meet</b> <a href="https://www.nmrachisholmtraildivision.org/best-train-show.html">https://www.nmrachisholmtraildivision.org/best-train-show.html</a>	Wichita, KS.
--	--	--------------

## March 2024

2 <sup>nd</sup> & 3 <sup>rd</sup> Sat & Sun	<b>Lawrence Model Railroad Club Show</b> <a href="http://lawrencemodelrailroadclub.org/">http://lawrencemodelrailroadclub.org/</a>	Lawrence, KS.
9 <sup>th</sup> & 10 <sup>th</sup> Sat & Sun	<b>Boot Hill Model Railroad Club Annual Train Show</b> West Pavilion – Finney County Fairgrounds	Garden City, KS.





On The Back Cover:

Looking ahead to next month's issue of the Main Line, the Details Crew of the Western Kansas Rails layout wrap-up the detail upgrades of the Robinson Oil scene.

# See you next month.....

## The *Main Line*

Publisher & Editor: Robert A. Simmons

The newsletter of the Western Kansas Division is published monthly for no charge by Robert A. Simmons, Division Superintendent / Director

Copyright 2023, by Robert A. Simmons, all rights reserved.

If you have a change of e-mail address, or no longer wish to receive the newsletter, please contact Robert Simmons

[Trainman55@hotmail.com](mailto:Trainman55@hotmail.com) or 10594 W. Briarwood Dr.— Dodge City, KS. 67801 or call (620) 521-3591

Please send all inquiries, ideas, or submissions to: [trainman55@hotmail.com](mailto:trainman55@hotmail.com)