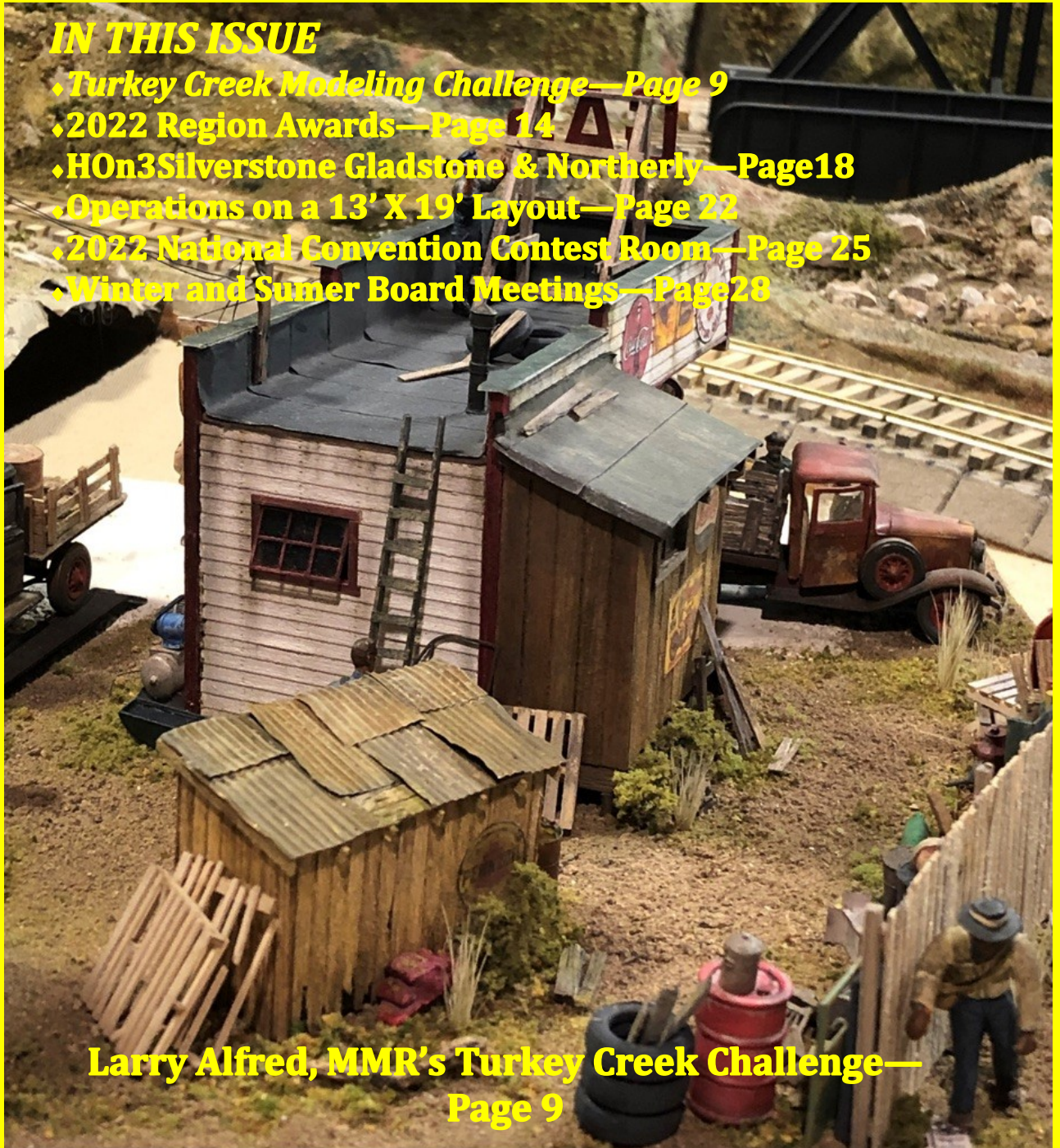


CABOOSE

K I B I T Z E R

IN THIS ISSUE

- *Turkey Creek Modeling Challenge—Page 9*
- *2022 Region Awards—Page 14*
- *HOn3 Silverstone Gladstone & Northerly—Page 18*
- *Operations on a 13' X 19' Layout—Page 22*
- *2022 National Convention Contest Room—Page 25*
- *Winter and Summer Board Meetings—Page 28*



**Larry Alfred, MMR's Turkey Creek Challenge—
Page 9**



Volume 72, Number 4

4th Quarter 2022

October—November—December

© Mid-Continent Region of the National Model Railroad Association
www.mcor-nmra.org

Table of Contents

Page

The Head End.....	3
Division Locations and Contacts.....	4
The Last Ride.....	6
Editor's Musings—City of ———	8
By Ray Brady	
Turkey Creek Modeling Challenge.....	9
By Larry Diehl	
2022 Convention Region Awards.....	14
By Marty Vaughn, MMR	
HOn3 Silvertown Gladstone & Northerly.....	18
By Dave Roeder	
Operations on a 13' X 19' Layout	22
By Bill Phillips	
2022 Convention Contest Room	25
By Marty Vaughn, MMR	
Difficult Areas To Landscape.....	26
By Terry Ross	
Winter 2022 MCoR board Meeting	28
Summer 2022 Board Meeting	29
Pike Registry.....	31
MCoR Regional Club Rosters.....	32
Region Resources	34

Caboose Kibitzer Staff

Editor	Ray Brady
	ckeditors@mcpr-nmra.org
Editor-At-Large	Hank Kraichely
Associate Editors – The Yard Crew	
<i>AP Chairman</i> Craig Drenkow, MMR/Marty Vaughn, MMR	
<i>Membership Chairman</i>	Whit Johnson
<i>Copy Excellence</i>	Christine Heinsohn/Robert Simmons
Associate Editors—The Road Crew	
<i>Central Missouri Area</i>	Dean Smith, MMR
<i>Chisholm Trail Division</i>	Phil Alyward
<i>Cowboy Line Division</i>	Craig Drenkow, MMR
<i>Eastern Iowa Division</i>	Bob Perkins
<i>Fallen Flags Division</i>	John Rietveld
<i>Gateway Division</i>	David Lowell
<i>Great Midwestern Division</i>	Whit Johnson
<i>Indian Nations Division</i>	James Senese
<i>Kate Shelley Division</i>	Richard Liebich
<i>Little Rock Area</i>	William Hobbs
<i>Nebraska West-Central Division</i>	Gene Tacey
<i>Oklahoma Heartland Division</i>	Kurt Konrath
<i>Ozark Mountain Area</i>	Pamela MacPhail
<i>Platte Valley Division</i>	Todd Petersen
<i>Turkey Creek Division</i>	John Fales
<i>Western Heritage Division</i>	Bruce Hochberger
<i>Western Kansas Division</i>	Robert Simmons

The Caboose Kibitzer

The Caboose Kibitzer© is the official publication of the Mid-Continent Region (MCoR) of the National Model Railroad Association (NMRA). Subscription to the Caboose Kibitzer is free.

All MCoR NMRA members automatically receive electronic distribution by e-mail. Non-NMRA members may request free electronic distribution by going to this web page and subscribing:

[Caboose Kibitzer Subscription](#)

Original, non-copyrighted information and material submitted for publication should be addressed to the Editor, but no payment can be made. Guidelines for submittal are available from the Editor at ckeditors@mcpr-nmra.org.

All submissions become the property of MCoR whether or not published. The Editor reserves the right to reject information.

Deadline: All items submitted for publication must be received before the dates listed below to be included in the next issue. The Editor will attempt to include the information in the next issue, but there may be a delay because of a backlog.

Content Deadline

Issue	Due Date
First Quarter	December 1
Second Quarter	March 1
Third Quarter	June 1
Fourth Quarter	September 1

The editorial policy of this publication reflects the opinion of the Editor unless otherwise credited, and does not reflect the policy of MCoR-NMRA.

Any item in this publication may be reproduced unless specifically restricted, but proper credit is requested.

NMRA member E-mail address changes should be directed to the NMRA headquarters at the following link

nmrahq@nmra.org

Application (either online, or printed and mailed in) for NMRA membership may be obtained here:

<https://www.nmra.org/member-services>



The Head End

By Brad Slone, MMR—President MCoR

Folks, it has been a great summer. We've been able to enjoy great events within our region boundaries over the course of this year, the national convention in St Louis, and the RPM meet as well. While each event is unique in its characteristics, both have on display some of the finest modeling and nicest folks you could expect to see and meet. Fortunately for us, next year's national is not that far away with it being held in the Dallas-Fort Worth area. It's a fairly convenient drive for most folks within our area; there has already been some discussions of carpooling efforts. With the RPM being an annual event in Collinsville, that has grown to be the largest event of this type in the country. I would highly recommend checking it out next year as well.

Speaking of the national, the region held its membership meeting along with a member's reception at, of all places, the old MoPac depot in Kirkwood Missouri. I would like to thank the efforts of the Gateway Division as well as that of David Lowell for making this happen. Those attending not only enjoyed pizza and a couple passing trains, but also the ability to spend some one-on-one time with National President Gordy Roberts. In addition to these activities, the region awards for the year were presented along with Gordy and I presenting Dean Smith with his MMR. Prior to presenting Dean with his official MMR, we had to present him with his last AP certificate. While looking at it, Dean noticed it was for the wrong category. Not to be phased by this, Gordy promptly marked out the wrong



category, wrote in the correct one, and signed it, giving Dean what is probably one of the most unique AP certificates ever presented!

Speaking of MMR's, we've had several presented over this year including Craig Drenkow MMR, who has been working with Marty Vaughn MMR as the region AP chairs. We are glad to announce that Craig will be assuming the AP responsibility and we are glad to have it in his capable hands. If you have ever given any thought to pursuing your MMR, be sure and reach out to Craig as he can help you in any way that may be needed.

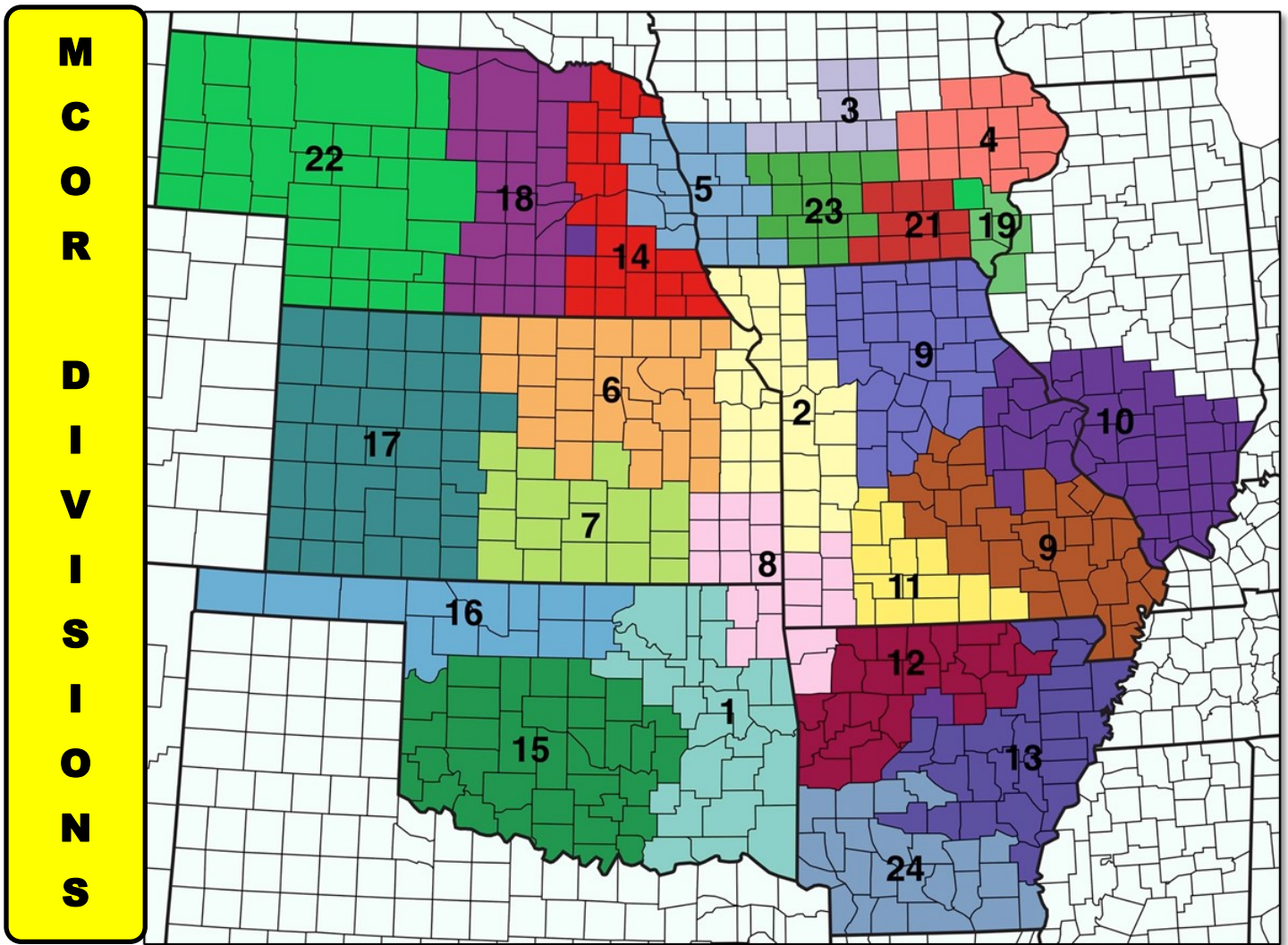
Two categories of the AP program are that of official and volunteer. Both the region and your Division or Area are always looking for folks to help out with various tasks, most of which are fairly simple and straightforward.

They just need someone willing to raise their hand. It doesn't take a whole lot of time to have these requirements filled, and on your way, particular the region official category with elections coming next year, if you have had any thought of getting involved this would be an ideal place.

With the summer quickly coming to an end, we will soon be in the "modeling season." Dust off those old projects and get to building something. Don't forget to check the calendar for the upcoming fall meets as they will be in full swing within a few weeks. Till next time keep your hand upon the throttle and your eyes upon the rail. 🚂

Brad





Div isio n	Division/Area Name	Director	E-mail	Divis ion	Division/Area Name	Director	E-mail
1	Indian Nations Division	James Senese	dir-2901@mcors-nmra.org	13	Little Rock Area	William Hobbs	dir-2913@mcors-nmra.org
2	Turley Creek Division	John Fales	dir-2902@mcors-nmra.org	14	Cowboy Line Division	Craig Drenkow. MMR	dir-2914@mcors-nmra.org
3	Kate Shelley Division	Richard Liebich	dir-2903@mcors-nmra.org	15	Oklahoma Hartland Division	Kurt Konrath	dir-2915@mcors-nmra.org
4	Eastern Iowa Division	Bob Perkins	dir-2904@mcors-nmra.org	16	Northern Oklahoma Area	—	dir-2916@mcors-nmra.org
5	Western Heritage Division	Bruce Hochberger	dir-2905@mcors-nmra.org	17	Western Kansas Division	Robert Simmons	dir-2917@mcors-nmra.org
6	Kansas Central Division	Ray Brady	dir-2906@mcors-nmra.org	18	Platte Valley Division	Todd Petersen	dir-2918@mcors-nmra.org
7	Chisholm Trail Division	Phil Aylward	dir-2907@mcors-nmra.org	19	Illowa Rails Area	Michael Worley	dir-2919@mcors-nmra.org
8	Maple Leaf Area	—	dir-2908@mcors-nmra.org	21	Fallen Flags Division	John Rietveld	dir-2921@mcors-nmra.org
9	Central Missouri Area	Dean Smith, MMR	dir-2909@mcors-nmra.org	22	Nebraska West Central Division	Gene Tacey	dir-2922@mcors-nmra.org
10	Gateway Division	David Lowell	dir-2910@mcors-nmra.org	23	Great Midwestern Division	Whitney Johnson	dir-2923@mcors-nmra.org
11	Ozark Mountain Area	Pamela MacPhail	dir-2911@mcors-nmra.org	24	Southern Arkansas Area	—	dir-2924@mcors-nmra.org
12	Northern Arkansas Area	—	dir-2912@mcors-nmra.org				



MCoR NMRA Division Meetings

Note: COVID-19 cancelled many in-person meetings in leu of ZOOM meetings. And now, some Divisions are resuming in-person meetings. Check before showing up...

Division 1: INDIAN NATIONS DIVISION (Tulsa, OK): Meet 4 times a year. Unless otherwise specified, all Indian Nations NMRA meets are held at the new Hardesty Library, 8316 E. 93rd. St. just east of Memorial Rd. in Tulsa, OK. Library opens at 9:00AM and the meetings start at 9:30AM-12:30. Superintendent - Allan Roecker 918-866-5732 or allanroecker@yahoo.com. Web page: www.tulsanmra.org for meeting dates and additional info.

Division 2: TURKEY CREEK DIVISION (Kansas City Area): 4th Tuesday every month at 7:00PM except Dec Holiday Party (Dec 17, 2019), at Lakeview Village, 9000 Park Pl., Eastside Terrace Bldg., Lenexa, KS. For current information: Louis Seibel, L-seibel@comcast.net or 913-393-3495 or 913-927-6850; or the Division Timetable <http://www.tc-nmra.org/TC-Calendar.html>

Division 3: KATE SHELLEY DIVISION (Ames Area): 4th Thursday of every month except 3rd Thurs in Nov and no meeting in Dec. 6PM Business and 7PM get together; anything railroad goes. Ames Public Library, 515 Douglas Ave, Ames, IA.

Division 4: EASTERN IOWA DIVISION: Tony Bowen, MMR acting superintendent; e-mail: railroadteacher@gmail.com For division activities check out our website monthly at: <https://sites.google.com/site/easterniowadivision/>

Division 5: WESTERN HERITAGE DIVISION (Omaha, NE/Council Bluffs, IA): 1st Saturday (except January) at 9:00AM in the Sump Memorial Library, 222 N Jefferson St. (2nd & Washington Streets) Papillion, NE (across from Runza). For the latest, up-to-date information visit the WHD web site at: <http://www.whd.mcor-nmra.org> or the WHD Facebook page, Western Heritage Division, NMRA.

Division 6: KANSAS CENTRAL DIVISION: 1st Saturday of even numbered months. Meetings start at 1PM. For the next meeting's location and program please email rkboelling@gmail.com.

Division 7: CHISHOLM TRAIL DIVISION (Wichita, KS): 1st Tuesday each month at the Olivet Baptist Church, 3440 West 13th St, Wichita, KS 67203 (13th Street North & High Street). Gathering-6:45PM; NMRA meeting 7:00 - 9:00PM. Info: Dean Lippincott, email dlipp5a@gmail.com

Division 10: GATEWAY DIVISION (ST. Louis, MO) 3rd Monday each month, 7:00PM. Odd numbered months at Trinity Lutheran Church, 14088 Clayton Road at Woods Mill Rd (Hwy 141), Ballwin, MO. Even numbered months at VFW Hall, O'Fallon, IL. Info: <http://www.gatewaynmra.org/division.htm>

Division 14: COWBOY LINE DIVISION (Norfolk, NE): 3rd Thursday each month, 7:00PM at HyVee East upstairs meeting room. Corner 1st Street and Norfolk Ave. Info: Dennis M. Brandt, MMR, phone 402-992-2415, email dennisbrandt44@gmail.com

Division 15: OKLAHOMA HEARTLAND DIVISION (Oklahoma City, OK): meets in the even months in the Oklahoma City area. Contact OHD Director at dir-2915@mcor-nmra.org. All who are interested in Model railroad-ing are welcome.


Division 17: WESTERN KANSAS DIVISION (Dodge City, KS): Meetings pending a new location. Info: Robert Simmons, Division Director, 620-521-3591(C) or 620-272-0444(H). Facebook page "Western Kansas Division"; e-mail: trainman55@hotmail.com

Division 18: PLATTE VALLEY DIVISION (Hastings, Grand Island, and Kearney, NE): Meet quarterly in members homes on a rotating basis or at sites of interest. New members are always welcome. Info: Todd L. Petersen, Division Director, 308-832-2200 or todd@gtmc.net



The Last Ride

In Recognition of Those NMRA Members that have Passed
Images Courtesy Larry Diehl



Moe Berk, Gateway Division

Moe passed away on 12 March and services were held on March 16th. Moe was president of the St Louis S-Scale club for many years and a long-time member of the Gateway Division. Fortified with the Sacraments of Holy Mother Church, died March 12, 2022, at the age of 82. Moe was born in Chicago on June 26, 1939, to the late Morris Berk Jr. and the late Dorothy (Vinton) Berk Luedtke. He grew up in Flossmoor, IL, and proudly achieved Eagle Scout. He was married for 58 years to "the little girl down the street" and is survived by his wife and faithful life partner Rita (Dolan) Berk. He was a step-son of the late Franklin G. Luedtke of Flossmoor, IL, and is survived by his sister Marian D. Schouten (Richard) of Homer Glen, IL, brother Gregory C. Berk (Donna) of Geneva, IL, and daughters Mary E. Berk of Troy, MO, Ann M. LaRue (Dennis) of Chesterfield, MO, Karen P. Kalka (Randy) of Jacksonville, FL; granddaughters Margaret Kalka, Kimberly LaRue, Marissa LaRue; grandson Reese Kalka and numerous nieces, nephews and cousins.



Doug Whetstone, Central Missouri Area

Dewey Douglas "Doug" Whetstone, 73, of Jefferson City, Missouri passed away unexpectedly on Tuesday, April 5, 2022 at Capital Region Medical Center. He was born on July 11, 1948 in Independence, Missouri, a son of the late Dewey Roland and Iris Clementine (Cairns) Whetstone. He was united in marriage to Kay Irons in St. George, Utah on February 14, 1993.

Doug was a graduate of Lakewood High School in Lakewood, Colorado. Soon after graduation, he joined the United States Air Force for which he proudly served for 22 and a half years. During his time in the service, he worked as a disaster preparedness supervisor for 16 years, followed by nearly 6 years as an automatic flight control system technician. He was fortunate to serve his country in multiple locations around the world include, Alaska, England, Thailand, and Crete. Post retirement from the Air Force, Doug worked in building maintenance for the city of St. George, Utah for 19 years before fully retiring. He enjoyed model railroading, taking long motorcycle trips with his brothers and cousins, dancing with his wife, and raising yorkies. He was a devoted member of the First Church of God in Jefferson City. Most of all, Doug loved his family who will miss him dearly.

He is survived by his wife of 28 years, Kay; his children, Brian Leroy Whetstone (Wendy) and Jolie Osbjornsen (Rick); grandchildren, Dalton, Kelton, Daynaira, Joshua, Ryland, Layne, and Deborah; great-grandchildren, Ana, Elise, Ashlynn, and Lukas; siblings, Dan Whetstone (Stacia) and Katee Vee Kolm (Rick); and numerous close friends. He was preceded in death by one son, Mason Douglas Whetstone.



Phil Bronzon, MMR, Gateway Division

Phil passed away on February 10, 2022. Phil was an active member of the Gateway Division and Mid-Continent Region. He served as Gateway Division Superintendent, Assistant Superintendent, Director, AP Chairman, and Contest Chairman. He also served as Vice President of MCoR. In 2020 Phil was selected to receive the highest award the Mid-Continent Region can bestow upon an individual, the KEN CLINE AWARD.

After a long illness, Philip G. Bonzon passed away on February 10, 2022. He left a life of many adventures and accomplishments to join his wife Patricia, who passed away in June 2020. Philip – Phil to his friends - was accomplished in many ways. As a young man in Saint Louis he was a chief and ceremonialist in the Order of the Arrow of Boy Scouts. After studying at Harris College and Washington University, he quickly rose through the ranks from draftsman, to designer, to President of Cupples Products. During his career Phil traveled the world designing many high-rise buildings. He was a key contributor to the design and construction of the famous Hong Kong-Shanghai Bank building.

Phil married Patricia in 1956. They lived most of their lives in University City where they raised two children and cared for a succession of wonderful dogs. Planes, trains, automobiles, boats, bicycles, and skiing captured his fancy. As a young man he enjoyed making motorized plane models with his father. When he grew a little older, he restored cars to hot-rodding excellence. His love of automobiles stayed with him his entire life, and he had a special fondness for red Maseratis. Going fast was thrilling and that led him to downhill skiing – a hobby he enjoyed all over the world. Locally he enjoyed skating and coaching his son's hockey team. When he no longer skied and skated, he raced bicycles and won many gold medals in the Senior Olympics. His love of design expanded beyond buildings to sailboats and model railroad sets. He designed a 28-foot sailboat with Philip Rhodes and enjoyed sailing it and other sailboats around the country. When Phil retired from racing bicycles, he returned to one of his early loves: model railroads. After building award-winning sets and locomotives, Phil earned the title "Master Model Railroader."

Phil is survived by his daughter Denise Lee (Sherman), son David Bonzon (Jeanne), four grandchildren, one great-grandson, and many wonderful friends.





Editor's Musings—City of

By Ray Brady, Editor

February 1, 2022. A date that will live in infamy – at least for me. On that date, I had open heart surgery - and life has not been the same since. That is why you have not seen a Caboose Kibitzer since the 1Q 2022 issue. Well, I think I can now get back into the saddle and start getting the Caboose Kibitzer out now. So, here goes!

But things are a little different now. I have a different perspective on life that this life-changing event brought about. First, I am a little more confused. The antiseptic hangover left me in a daze for months, and I still find it hard to concentrate for long stretches at a time. Hopefully that will change as time goes on. Secondly, this post-operation time has let me concentrate on the “light-lifting” tasks that come with model railroading. And third, it is time to take it easy and not rush things.....

Before February 1, 2022, I was already making the transition from layout work to detailed components. That means that the Cheyenne yard infrastructure was being planned via card stock, Cricut Maker, etc, to make the Back Shop, Round House, and Diesel facility. And then, about Christmas time of 2021, I “discovered” that someone was making and selling commercially some 3d-printed versions of: M-10005 City of Denver circa 1936, M-10004 City of San Francisco circa 1935, and M10007 City of Los Angeles Circa 1938. These were the very first non-Steam versions of these Union Pacific passenger trains. And, of course, I had to have them.

I already had the M-10000 City of Salina circa 1934 that Con-Cor had made, as well as the earlier

release M-10000 City of Salina in brass that Sunset made. So, it was a natural extrapolation to get these newer 3d-printed versions of these famous/infamous passenger trains.

So, prior to February 1, 2022 I had some “raw-material” in hand that I could work on at my leisure. Life is fortuitous. I wound up having something to work on during my convalescence. Suffice it to say that there will be some Caboose Kibitzer articles coming out on my trials and tribulations on building these models.

And these are not just a few cars and then we are done. There are a lot of details that must be filled in in getting from “printed-shell” to “finished product. To give you the magnitude or the task:


M-10005 City of Denver – 3 locomotives and 10 cars


M-10004 City of San Francisco – 2 locomotives and 10 cars

M-10007 City of Los Angeles – 3 Locomotives and 14 cars.

And, of course, the M10004 COSF has a sister City of Los Angeles and the M-10007 COLA has a sister City of San Francisco. So, I have 13 locomotives and 58 cars to work simultaneously to get to come together. Lighting, Inside Painting, Outside Painting, Fitting of Chassis to shell, etc. Hence, there are more than a few stories to come out of this endeavor.

As far as my own personal wellbeing, I am taking life at a little slower pace. Naps come easier and more frequently, and it is easy to get in the car and follow the Kansas Pacific Line from my home in Brookville to wherever, even though there are a dearth of trains on this line now. In fact, a couple of days ago I spent the night in Kit Carson Colorado – just because it was there on the KP line.

So, I look forward to getting back into the saddle and telling more stories from yours and my experiences. Keep those cards and letter coming in.....  Ray





Turkey Creek Modeling Challenge

By Larry Alfred, MMR as related by Larry Diehl

For the last 14 years, Turkey Creek Division has sponsored a "Modeling Challenge", originally conceived by Larry Alfred, MMR, as an idea to promote model building within our group. Every year we have between 12 and 25 models submitted. So, we in Turkey Creek feel it's success!



In all these years, Larry Alfred has never won a "1st Place", and that has bothered him! ... Well, 2021 broke that string. Alfred worked hard on his model, and the "peacock" showed his feathers!

Alfred's "old time" gas station, presented at the Modeling Challenge on October 26, 2021, deserves more detail scrutiny.

The boy out did himself with this model! ... You decide!.



The weathering drip streaks on building



Note, the signage!



Note, weathering on "lean-to" siding.



Roof detail.



Note, the roll roofing laps the edge and "hangs" down.

Note, the finish on the wood.



The motorcycle



Detailed barrels.



The broken pallets.



Roof
junk.



"Lay around"
junk.



Old rusted
radiator.



**In my opinion, Alfred showed that he deserved
his MMR with this model!**



**A very nice structure ...
well detailed! ...
and it makes you feel like you are standing in the era!**

Congratulations, Larry Alfred, MMR!!!



2022 Region Awards

By Marty Vaughn, MMR (Turkey Creek Division)

Kenny Cline Memorial Award

This award is given by the last three recipients in recognition of outstanding service to the Mid-Continent Region and to the Hobby of Model Railroading. Kenny Cline served as Secretary/Treasurer for Several terms, as Vice-president for 1 two-year term (1977 & 78) and served as President for one year term (1979) before passing away in office.

The highest award that the Mid-Continent Region can bestow upon an individual is that of the **KEN CLINE AWARD**. This award, established by the MCoR BOD in June of 1981, is given annually to someone in recognition of service to the Region, the NMRA, and the hobby in general.

It occurred to me, however, that many of our members never had the privilege of knowing Ken personally. I asked former MCoR President Warren Weston, MMR, of Lee's Summit, MO to tell us all a little about this gentleman whom our Region holds in such high esteem. The following, with a little editing on my part, are the words of Warren Weston telling us about his good friend, Ken Cline.

"...it was suggested that I put some memories down so that you might also know Ken Cline better. Ken, Kenneth R. Cline lived in Independence, MO with his wife Irene, and raised three daughters. Ken has a B.S. in Education and a M.S. in Guidance and Counseling. He was employed by the Independence School District as a visiting teacher (truant officer).

"We had started a new model club (HO) that had finally found a home in the basement of a hobby shop on East Lexington near the square. During this era (the early 60's) we moved across

the street to another basement that was more accessible and business-like. By accident, we found that we could get rid of most of our trash just by wrapping it up to look valuable, then carrying it to the top of the stairs. By the time we got back up with another load to take home, the first package was gone. Bill Herdinger, Tom Bennett, Larry Kombrink, David Wade, Chuck Schrivener, Ken, and this writer, were some of the members of this group.

"After a heart attack in the Mid 50's, Ken moved from modeling airplanes and boats, to TT scale model railroading. Later came HO and then he saw the "true light" of modeling as spoken by Swede Norlin: Sn3. Model building was always good therapy for Ken. He built a 10'x20' Sn3 layout in his basement, and the S Gang; Jim Phelps, Dave Engle, Mike Kane, Dave Pausell, Pete Bellos, Jim Graham, Dick Y. Wholf, and others would get together. At the 1970 Convention, he took a First Place for his Rio Grande work gondola.

"Ken was later appointed Area Director and under his tutelage we had our first Area Meet. Starting at the Carousel on Troost for just gab sessions. From here the idea just grew.

"Elected to the first of five terms as Secretary/Treasurer in 1972, he served the Region well. During this time he received Achievement Awards for Association Official and Association Volunteer. Awarded the Kenny John Memorial Award in 1974 at Des Moines, he went on to be elected Vice President in 1977 and Region President in 1979. Just starting his second term as President, he



suffered congestive heart failure on September 5, 1980, and died. His San Juan Railroad was now silent.

"Ken was a dedicated modeler and most importantly, a person in service to modelers. He was quiet and jovial with his good humor to keep things running smoothly. He has been missed, and it is good to remember him with the KEN CLINE AWARD".

This year's Ken Cline Award winner is Robert Folkmann. Robert was unable to attend the ceremony and the award was accepted by NMRA President Gordon Robinson from MCoR President Brad Slone.

Larry Long Award

The Larry Long award is given by the last three recipients in recognition of Larry Long, who served as President from 1991-1993 and is best known for his Imagineering Clinics done with Pat Harriman MMR. This award was envisioned to recognize the individual who has contributed to the hobby by encouraging us to remember that Model Railroading is Fun. It is presented to an individual who is known for doing outstanding and entertaining clinics, doing some of the things that promoted the Imagineering Clinics, or involving member and nonmembers in fun modeling activities.

This year's recipient is Pam MacPhail. Pam was unable to attend the ceremony and NMRA President Gordon Robinson MMR accepted the award in her place from MCoR President Brad Slone MMR.



K. B. Johns President's Award

This award is given by the President of MCoR, in recognition of outstanding service to the Mid-Continent Region and to the Hobby of Model Railroading. K.B. "Kenny" John was a charter member of the Mid-Continent Region. He was an active participant of every Region Convention from 1949 until his passing in 1963. He was the builder of the Fern Mountain Model Railroad in St. Joseph, Mo, which served as the unofficial meeting place and "club" layout for local modelers around St. Joseph.

This year's K. B. Johns President's Award winner is David Lowell. David receives his award from MCoR President Brad Slone.





2022 MMR Awards

By Marty Vaughn, MMR (Turkey Creek Division)



Robert Spurgat, MMR, receives his MMR plaque from Miles Hale MMR. Robert has earned certificates for Cars, Structures, Scenery, Civil Engineering, Electrical Engineering, Dispatcher, and Volunteer.



Craig Drenkow, MMR, receives his MMR plaque from Ryan Moats MMR. Craig is the co-chair of the MCoR AP program and has earned certificates for Cars, Structures, Scenery, Electrical Engineering, Official, Volunteer and Author.



2022 Achievement Awards

By Marty Vaughn, MMR (Turkey Creek Division)



Greg Ohlmacher receives his Structures AP Certificate from Ray Brown. Greg now holds AP certificates for Cars, Volunteer and Structures.



Dean Smith receives his Cars AP Certificate from Brad Slone MMR. This was Dean's first certificate at the time of the presentation. He has completed his requirements for his MMR, and it will be presented at the National Convention in St. Louis.



HOn3 Silverton Gladstone & Northerly

By Dave Roeder, MMR (Gateway Division)

One of my more enjoyable hobby pastimes is going to model railroad vendor meets where I search for old unbuilt wood craftsman kits. For some reason caboose kits are the most common. Some are true wood kits while others are part white metal castings with wood bodies. I build these up as contest models because they do not fit the era of my HO scale Webster Groves & Fenton railroad. While most are HO scale, I recently found one from Quality Craft Models, a HOn3 scale East Broad Top model. This was a real find that would fit on my HOn3 Silverton Gladstone & Northerly railroad.

Typical craftsman kits from the 1960's included some white metal parts. This kit contained eight windows, two doors, four cupola walls, four steps, a type K brake cylinder, two brake hand wheels and a stove pipe. Two lengths of wire and a strip of brass caboose end ladder were furnished. I made all of them rest of the model from scratch. The only wood piece I used was the center frame beam because it was a milled shape and would not be seen under the model.


The NMRA rules for scratch built items require most components of the model except trucks and couplers, to be scratch built. This kit contained a number of white metal parts that are not allowed in the scratch built class, so I decided to build it as a kit bashed model. I began by fabricating the entire chassis (except for the center beam), body, caboose roof and cupola roof from styrene. Roof walks and cupola shades were also made from styrene. Added white metal details from the kit were two end beams, two brake hand wheels, four caboose steps, a type K air brake cylinder and a smoke jack. I added scratch built details which included

four end wall grabs, four side curved grabs and four end beam grabs, two end railings, two brake wheel assemblies, one main air brake line, two truck brake rods, one brake center rod and two brake levers. The brake hoses are made from rubber and are flexible so they do not break when handled. The windows are Micro Scale Micro Krystal Klear and one is frosted for the bathroom.

The total number of scratch built parts was 65. The total number of details added was 38.


I added 1.75 Oz. lead weights to bring the car up to NMRA standards and installed Kadee HOn3 Couplers and HOn3 Trucks.

I primed the finished model with Tamiya rattle can primer, then airbrushed the Floquil Acrylic C&NW Yellow. The roof cab shades and cupola roof are Tamiya rubber black. The chassis is Tamiya rubber black with a weathering powder mix I use for this purpose. I added this to the end platforms as well. I made the decals on my computer.

I now have a nice caboose to run behind my steam era narrow gauge railroad. 




The Copleted Model





Kit parts from the box and
HO scale couplers and trucks

Basic subassemblies: roof - body
- chassis with 1.75 Oz. weight




Body partial assembled to show
interior bracing detail




Body walls showing interior bracing




Caboose test fit body to chassis



Scratch built bolsters from .250 " square styrene



Chassis with main air brake lines and type K brake cylinder



Bottom view of completed chassis - # 2-56 screws and washers to attach trucks





Operations on a 13' X 19' Layout

By Bill Philips, Chisholm Trail Division

Attached is the track plan for Bill Philips' Hutchinson Division Santa Fe train layout. For clarification, I have labeled the plan to identify the North, South, East, and West sides.

The Layout is in a 15' X 19' room. In the center of the room is Hutchinson (or "Hutch"). Hutchinson connects to the rest of the layout via a "Y" at the South end of the peninsular.

Hutchison services the surrounding communities of Dodge City, (on the East side inside loop), Pratt (on the north side), Phillipsburg (on the outside loop SW corner), "North" Dodge (on the East side outside loop), and Coldwater (on the west side).

The Layout is a single-track layout that goes around the room twice due to an over-and-under crossing in the NW corner. When you complete the circuit, you can enter the yard, or continue by way of a through track at the yard entrance.

There are passing tracks, which double as industry tracks at Coldwater, Pratt, and North Dodge.

When leaving the yard, you can proceed counter-clockwise or clockwise.

In addition, in the NE corner, there are two tracks where trains can enter the Division from the East or West.

All trains coming from off the layout first go to Hutch where they drop off freight cars, pickup freight cars going their direction, then continue on their way.

Hutch has 8 businesses (Morton Salt; Dillons Groceries; Front street Warehouse; 320 Warehouse; Greenbrush Feed and Seed; Centennial Four Mill; Garvey Grain

Elevator; Krause Farm Implements), a passenger station, an REA depot, plus an ice house and engine servicing. Hutch also has a storage/classification yard for freight cars.

Progressing counter-clockwise from Hutch we have Dodge City with a passenger station, freight depot and their main businesses: Swift Meats Shipping Docks.

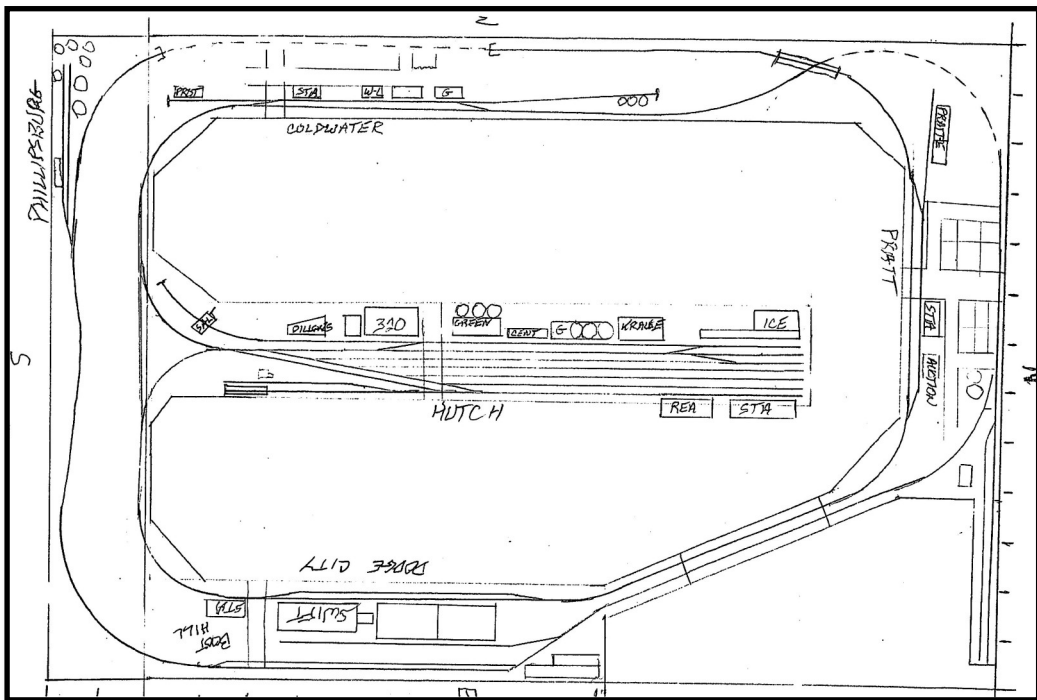
Continuing we come next to Pratt with Pratt Equity Exchange, a passenger depot, and Pratt Livestock Auction.

Next is Phillipsburg which is primarily a petroleum refinery.

Following is North Dodge with Swift receiving docks and Winter Feed Lot.

The final stop is Coldwater where we have a passenger station, Protection Elevator, Woolcott-Lincoln Elevator, Garvey Elevator, Coldwater Stockyard, and Gates Petroleum (crude oil pickup).

In addition to the listed businesses the passenger stations receive deliveries and shipments for businesses in their towns. The elevators in each town also receive shipments for the farms and ranches in their towns.



OPERATIONS: A FOURTH DIMENSION

1st dimension: Many of us start by building a train to go around a tree. For a while, it is sufficient. You can imagine where it is going and what it is carrying. You can add another town and another train, but you still fill in the dream with your imagination.

2nd dimension: You add some scenery, buildings, and create a town. But often there is still a lot of imagination to complete the picture. For the most part, you have one - or more - trains running continuously round and round through the scenery.

3rd dimension: you create a mini world with hills, very elaborate scenery, lights, sound, perhaps DCC, and multiple train running. This is where many modelers choose to stop.

4th Dimension: Operations. You complete the picture. You create a railroad, not just a train. You name your town, name your businesses, identify products received and products shipped. You create a list of materials common to the specific industry where finished products are produced then shipped to the retailer and then to the end user. When you ship specific items from place to place, you have a distribution system. Next you schedule your shipments - and you have a railroad

When I decided I wanted to use an operating system, I started by defining my "mini world."

CHOOSE A LOCATIONS:

Since moving to the midwest, I decided Midwest Kansas is the area for me.

CHOOSE AN ERA:

I chose an Era based on the trains I wanted to use. I decided "1950" allowed me to use late steam, early diesel, and using a cabooses on each train.

CHOOSE YOUR MARKET, YOUR FREIGHT PRODUCERS

I chose the industries I wanted to model: Cattle, Grain, and Oil. There three main industries are well represented in my target area and offer many related industries as additional producers of freight.

PUTTING THE PIECES TOGETHER

Operation consists of two components:

timetables and freight car forwarding. The timetables schedule the time and place the trains move on the layout. The freight-car forwarding controls where the individual freight cars move. For freight car forwarding, I enjoy using the waybill system as sold by Micromark, but there are many alternatives.

To start, I needed a means of identifying where each individual car is going. With the system I use, this meant a car card for each freight car identifying the type of car, a description of the car, the road number, and any special instructions, uses, or capabilities. My car card also has pocket for a waybill.

A waybill is a shippers' instructions as to where to ship his product. I needed a waybill to attach to the car card showing the shipper, shipping location, product being shipped, consignee, destinations, and any special instructions. For convenience, my waybill can show up to 4 consecutive delivery stops. With these two cards, I can tell at-a-glance where each freight car came from, what it is carrying, and where it is going.

At each town, I have a box to help keep the car cards organized. The box has three sections: IN, HOLD, and OUT.

When a freight car arrives, it's card goes in the IN box. At the beginning of the next session, all the card in the IN box are moved. First, the waybills are read to see if the car is to be moved to its next locations. If so, the car card (with the waybill turned to the next destination) is put in the OUT section. If the car is not empty, the car card is put in the OUT section with no waybill. If the car is to be held for future shipping, it goes in the HOLD section.

To add interest and freight traffic, I have two through train that come from beyond the horizon - one Westbound train, coming from the North and East and one Eastbound coming from the WEST and South. Each train enters, stops at Hutch, drops card being delivered regionally, picks up cars going to their direction, the engine gets serviced, then continues it way.

One of my jobs, in preparation for a session is to create traffic for these two trains. Another job, in preparation, is to create local

traffic from the businesses in Hutch and from the surrounding towns.

My “world” consists of one District Yard at Hutchinson, “Hutch” surrounded by five town” Coldwater, Pratt, Dodge City, North Dodge, and Phillipsburg.

During every session, Hutch receives one Westbound freight and one Eastbound freight which drop off and pickup freight cars going their direction.

In addition, up to three local trains move freight throughout the district. There can also be one or two passenger trains consisting of one RDC and the AM and PM – just to get in the way.

There are 9 industries in Hutch, 5 in Coldwater, 3 in Pratt, 2 on Dodge, 5 in N Dodge, and 1 in Phillipsburg in addition to passenger stations that accept shipments for local merchants.

Now consider my timetable (actually, my timetable is more a sequence of events since I don’t run on a clock.)

My schedule looks like this:

1. Yard Engine spots empty car requests for Hutch industries while picking up outbound loads. Outbound loads are spotted in East, West, and Local tracks.
2. AM Local (if 6 or more cars waiting) train departs after picking up caboose. Local trains departs (counterclockwise) to serve the local communities, stopping as necessary to drop and pickup cars (empty cars to be picked up if space permits).
3. AM passenger (RDC) departs clockwise.
4. Westbound freight arrives, drops local freight cars, engine is serviced, picks up westbound outgoing cars, and continues West.
5. Yard engine spots newly dropped cars at Hutch industries and local track.
6. Noon Local departs after picking up caboose (see 2 above).
7. Eastbound freight arrives, drops local

fright, engine is serviced, picks up eastbound outgoing cars, and continues east.

8. Yard engine spots newly dropped cars at Hutch industries and local track.

9. PM Passenger departs (clockwise).

10. M local freight departs (See 2 above.)

On the local freight, the conductor puts car cards in the IN box and collects cards for the cars picked up at each stop. When the yard engine moves cars, he is responsible for moving the car cards as well.

Once set up, the system works well, although this system would be difficult to use on a club layout unless everyone is committed.


My layout is relatively small, so I see the standard train length to 8 or 9 revenue cars plus motive power and caboose. A typical eastbound or westbound freight consists of 8 or 9 cars, of which 4 or 5 will be dropped off in Hutch. The remaining outbound 4 or 5 cars will be added to the cars continuing the original train. After servicing, the road Loco picks up the new consist, adds his caboose to the back and continues his way.

The cars dropped at Hutch are delivered to the Hutch Industries or delivered to the local outgoing track for the next local train.

The Local trains depart with a maximum of 8 revenue cars. They stop at each local town, as necessary, to drop cars and pick up outgoing loads. They can pick up empty cars if they have 5 or less cars.

Freight traffic must yield right-of-way to the passenger train.

Stock trains: Because of the sensitivity of the cargo, stock trains carrying livestock have priority and will proceed directly to their destination.

So far, we have talked about the operations of my 13’ X 19’ layout. In the next issue, we will apply what we have learned here to follow some trains as we do “operations” on my layout. ’till then..... 

Bill Philips



2022 National Convention Contest Room

By Marty Vaughn, MMR (Turkey Creek Division)

Judged Model Contest Kit Class

Steam

Name	Model	Merit Award	Awards
Dave Roeder, MMR	HOn3 SG&N #34 Gold Prince 2-8-0	Yes	1 st Place

Diesel and Other

Dave Roeder, MMR	HO Diesel Whitcomb 20 Ton – Red		2 nd Place
Dave Roeder, MMR	CRGX #2 Railserve D-35 Diesel	Yes	1 st Place

Freight Cars

Dave Roeder, MMR	HOn3 SN RR #67 NG 32 ft Flat Car		2 nd Place
Dave Roeder, MMR	LFPX 1002 covered Hopper		1 st Place

Passenger Cars

Dave Roeder, MMR	HO IC Pullman Sleeper 5235 Lake Ferguson		3 rd Place
Dave Roeder, MMR	HO RI Pikes Peak #376 Dormitory/Club/Diner	Yes	1 st Place

Non Revenue

Dave Roeder, MMR	CHTX 8 250-ton crane - COL TRANS SOL		3 rd Place
Dave Roeder, MMR	CHTX 9 Crane Tender - COL TRANS SOL		2 nd Place

Caboose

Dave Roeder, MMR	Webster Groves & Fenton #4 Caboose		3 rd Place
Dave Roeder, MMR	Webster Groves & Fenton #4005 Caboose	Yes	2 nd Place
Dave Lowell	C&IM Caboose # 63	Yes	1 st Place

Judged Model Contest Scratch-Built Class

Diesel and Other

Miles Hale	KCCRR #13 GE-70 Tonner	Yes	3 rd Place
Dave Roeder, MMR	Rail Truck Webster Groves & Fenton #1	Yes	2 nd Place
Brad Slone, MMR	HO 44 tonner Frisco #1	Yes	1 st Place

Freight Cars

Dave Roeder, MMR	Flat Car Silverton Northern RR #53 40 ft	Yes	
Brad Slone, MMR	Frisco Salt Car	Yes	2 nd Place

Passenger Cars

Dave

Non Revenue

Dave Roeder, MMR	Webster Groves & Fenton Rail Crew Bus #67	Yes	
Dave Lowell	C&IM #105 Brill Model 55 motor Car	Yes	
Brad lone, MMR	Frisco Scale Test Car	Yes	
Marty Vaughn, MMR	O Scale Confederate Rail Gun	Yes	Bachmann
Innovation Award			

Caboose

Dave Roeder, MMR	Caboose Combine Pend Orieville Valley #10	Yes	3 rd Place
Brad S			
one, MMR	Frisco Molly Caboose # 918	Yes	2 nd Place

Structures

Miles Hale	Baltimore & Lehigh North Ave Station	Yes	2 nd Place
------------	--------------------------------------	-----	-----------------------

Best Use of Figures

Dave Ackmann	Girl's Weekend at the A-Frame		Fun and Games Award
--------------	-------------------------------	--	---------------------



Difficult Areas To Landscape

By Terry Ross (Chisholm Trail Division)

Just a note about a project I did to landscape an area that was hard to reach and a vertical wall that was difficult to get material to stick to.

On my layout, there is an area I wanted to make into a rock wall with a rock ledge base. I could not reach this area without stretching out as far as I could reach and I was having trouble getting the rock molds to stick to the fascia board. My fascia board on my layout sticks up above the layout edge by 1/2" (**Figure 1**). I created a special hanging piece of fiber board that would hang over the actual fascia, and had a flat 1 x 2 board at the top (**Figure 2**). I cut a groove in the 1 x 2 the same thickness as my fiber board



Figure 1



Figure 2

fascia. This groove snapped over the 1/2" top of my fascia.

Then I test fit the hanging fascia over the actual fascia to be sure it fit in the space allowed on the layout (**Figure 3 & 4**). It fit and was very solid,




Figure 3



Figure 4

so I removed the hanging fascia, and laid it flat on my work table. With it being a flat surface, it was easy to liquid nail the rock molds in place. After letting the rock molds set up, I was then able to paint the rocks and apply fusion fiber to blend the rocks together with the flat surface.

I then covered the top of the hanging facia piece with rocks and fusion fiber to blend it in to the layout above the ledge. Now I attached the hanging facia over the layout facia and the rock ledge was in place. Then I cut a small piece of fiber board to fit the lower level of the rock ledge.



On this board I finished the lower part of the rock wall with additional rocks, grass, bushes, weeds, and trees, to blend the hanging rock into the total scene. All of this work was done sitting at my work bench instead of throwing out my back leaning over the layout trying to reach this ledge. 🛠️





Winter 2022 MCoR Board Meeting

By Ryan Moats, MMR

1. Brad called meeting to order at 9:06 AM
2. Introduction of Attendees: Brad Slone MMR, MCoR President, Robert Simmons, MCoR Vice President and Director, Western Kansas, Ryan Moats MMR, MCoR Secretary, Jim Senese, Director, Indian Nations, John Fales, Director, Turkey Creek, Robert Perkins, Director, Eastern Iowa, Bruce Hochberger, Director, Western Heritage, Raymond Brady, Director, Kansas Central, Kent Hurley, Director, Maple Leaf, Doug Whetstone, Director, Central Missouri, David Lowell, Director, Gateway, Bill Hobbs, Director, Little Rock, Craig Drenkow, AP Chair and Director, Cowboy Line, Kurt Konrath, Director, Oklahoma Heartland, Todd Petersen, Director, Platte Valley, John Rietveld, Director, Fallen Flags, Gene Tacey, Director, Nebraska West Central, John Garavaglia, Region Attorney, Larry Alfred, Past President of MCoR, Allen Pollock, Past President of MCoR and Region Clerk, Louis Siebel, Area Meeting Chairman, Joseph Burroughs, Bruce Alcock. Presentation of Proxies: No proxies presented. Quorum by region counsel: We have quorum
3. Last train ride: Ray Brady asked for information on other Last Rides
4. Reading of previous Minutes: Hobbes moved, Bruce seconded to dispense with reading of the minutes
05. Id Business: Directors Needed, Northern Arkansas Area, Northern Oklahoma Area, Southern Arkansas Area
6. Concern about density for Arkansas areas – do we need to look at other mechanisms.
- New Business
7. Presentation of Directors Reports: Included in the packet. No new staff appointments
8. Presentation of Achievement Program Report: Included in the packet
9. Presentation of Convention Department Report: 2021 joint convention was a success – we have received our proceeds from that (see below on the treasurer's report for more information). 2022 National to be held in St Louis – Region continues to work with Gateway for a reception evening to be held at the Kirkwood Depot. David to find out when the best day will be. 2023 is still open – ask to Turkey Creek to see if they are interested in hosting in Kansas City
10. Presentation of Heart of America Fund Report: Included in the packet
11. Presentation of Membership Department Report: Included in the packet
12. Presentation of Webmaster Report: Included in the packet
13. Presentation of Treasurer's Report: Included in the packet – note: in the report there were the following two lines that Brad and I missed during the call – these were the reimbursement of the seed money for the regional and the profit from same.
Joint Convention Seed Money • • • •11/15/2021 DEP • Marc Lachey • Reimbursement • \$1,000.00 •12/10/2021 DEP Marc Lachey Profit • \$761.49 •
14. Other New Business: Robert Simmons has been making an attempt to list train shows on the Facebook page and gives thanks to folks contributing information on their modeling. Zoom use proposal – Proposal for the region to make our zoom available to divisions and areas that don't have funding for their own account. Per Brad: National (via Gordy) believes that the technology used by national might be usable for divisions and areas. Doug Whetstone asked if areas/divisions get rebates and if it is based on head count (not clear how that is derived) and was thinking that some areas don't have bank accounts and apply that to sourcing zoom accounts. Brad asked Doug to explore and if he's willing to moderate the account and take the discussion back to the board about cost. Brad will also continue to talk to National about offering something else with less expense. Question about clearing

out the region cars in St. Louis. Ask for divisions and areas turn in division certifications. Point that this is all or nothing – national needs them all for the region. Ryan will include a blank form in his ask to the divisions with the 2022 officers. Wells Fargo has outdated information with respect to our officer information and are requested a resolution from the board of directors on who can sign off on the Wells Fargo accounts. Kurt motioned to approve Brad Slone, President of MCoR and Bob Folkmann, Treasurer of MCoR to sign off on the accounts and that Brad Slone, President of MCoR can certify to Wells Fargo changes in officers going forward. Allen seconded. Motion carried unanimously.

Text of the motion follows:

RESOLUTION OF THE BOARD OF DIRECTORS OF MID-CONTINENT REGION OF THE NATIONAL MODEL RAILROAD ASSN.

The undersigned certifies that the Directors of the Mid-Continent Region of the National Model Railroad Assn., a Missouri not-for-profit corporation, adopted the following resolution on January 8, 2022:

BE IT RESOLVED, this 8th day of January, 2022, by the Directors of the Mid-Continent Region of the National Model Railroad Assn., a Missouri not-for-profit corporation, that the person holding the office of Treasurer of the Corporation, who is currently Robert Folkman, is authorized as signatory on the Corporation's accounts at Wells Fargo, N.A.;

BE IT FURTHER RESOLVED, that from time to time as a new Treasurer may be elected, the President and Secretary of the Corporation are authorized to certify to Wells Fargo, N.A. the name of the newly elected Treasurer of the Corporation and that the newly elected Treasurer is an authorized signatory on the Corporation's accounts at Wells Fargo Bank;

BE IT FURTHER RESOLVED, that the officers of the Corporation are hereby authorized, empowered, and directed to execute such further documents and to perform such further acts as may be necessary or convenient to implement the terms of this Resolution.

Question from EID about how to recruit new membership during a train show. Bob Simmons stated that what works for him is to recruit one and one during a train show and let interested operators run the layout at the train show. Gateway also engages personally and point at the NMRA not being a club but rather the "gateway" to meeting people with similar interests.

Todd Petersen moved to adjourn. David Lowell seconded. Meeting adjourned at 9:51 AM. 🚂



Summer 2022 MCoR Board Meeting

By Ryan Moats, MMR

1. Brad called the meeting to order at 10:05 pm.
2. Introduction of Attendees: Ray Brady, Craig Drenkow, John Fales, John Garavaglia, Bill Hobbs, Kent Hurley, Whit Johnson, David Lowell, Ryan Moats, MMR, John Rietveld, Jim Senese, Robert Simmons, Brad Slone, MMR, Stoney Stone, Gene Tacey, Bob Folkmann via Whit
- Presentation of Proxies: No proxies presented. Quorum by region counsel (Need 8 for a quorum, we have 15/16)
3. Last train ride: Specific mention of Doug Whetstone as the area director for Central Missouri. Question about establishing a policy for last train rides for members. Concern that could become a fairly overwhelming endeavor.
4. Reading of previous Minutes: Bob Simmons moved to dispense with reading of minutes. Gene Tacey seconded.
5. Old Business: Directors Needed- Central Missouri, Ozark, Mountain, Northern Arkansas, Northern Oklahoma, Illowa, Southern Arkansas
6. New Business: New Staff Appointments - Dean Smith has given tentative agreement to take the Central Missouri Area director position. May need to look at reorganizing areas that have been vacant for a long time.
7. Presentation of Reports: Directors Contained in the package.

8. Achievement Program: Craig presented AP report, including new MMRs.
9. Convention Department: 2022 Gathering Info, National is in St. Louis – David and Brad have been working on setting up a reception during the national week so that we'd have a place to present region awards as well as have a region presence. Plan is to use the community center (the MoPac depot at Kirkwood, Mo) and hold the general membership meeting – time and date to be determined at which point a packet will be distributed. Discussion of National and call for registrations, 2023 Regional and beyond. Unclear if 2023 will be Turkey Creek – Whit to follow up... 2023 National is in Texas, possibility of renting some vans and car pooling down to National. Idea floated to be kicked around. Garden City, KS has been proposed for 2024. 2025 is still open (maybe joint with Rocky Mountain?)
10. Membership Department: Membership is currently stable and in the package
11. Webmaster Report: Site is going
12. CK Report: Our CK Editor is back from recovering from open heart surgery and so is looking for input again.
13. Treasurer's Report: Access has been streamlined. Rebate Checks have not come as Ryan is missing two divisions. Brad and Ryan (and Whit) will pursue those divisions. Whit has volunteered to help fill in, but the problem is that we don't know in all cases who the officers are.
14. Other New Business: Nomination Committee, Ryan and Whit have volunteered for the NomCom. Need to discuss a ballot. Marty and Craig are asking about reimbursement for postage and printing – that just requires receipts sent to officers@mcpr-nmra.org and once approved can be issued by the treasurer.
15. Gathering regional traveling awards: Call for the names to be submitted in the next couple of weeks. Larry Long is with Ray Brady currently and Kenny Cline is with Phil Aylward. Facebook has made some changes without telling us and now people are able to join a public group and post. Bob has fixed this, but it may impact existing members posting. April 2023 Railboree is coming and looking for folks to help present.
16. Motion to adjourn by Whit, seconded by David Lowell – meeting adjourned at 10:57 am. 🏠





MCoR Member's Pike Registry

The Pike Registry is a free MCoR member benefit for layout owners that would welcome other NMRA member's visits. For more information, contact

ckeditors@mcpr-nmra.org

Indian Nations Division



The Deep River Southern Railroad is a freeland N-scale layout set in 1958. It's located in a room above the garage and is a 2-level layout designed for operations using Car Cards and Waybills. The layout is wired for DC and can accommodate 4 operators. A manual elevator connects the 2 levels. Scenery is about 90% done.

Dogwood & Redbud Shortline

The Dogwood and Redbud Shortline is my 7.5"-gauge backyard railroad that is a 550' loop with numerous bridges—two cross a creek and others are for drainage. A Super Mack, Critter, and Speeder provide the motive power and are all battery operated.

Come by, take look, go for a ride, let's operate.

Dave Salamon (918)607-2793 E-mail: drs_rr@yahoo.com



Corn Country Rails is an N-scale layout primary featuring the Rock Island Railroad in the 1950s. The layout depicts a 47 mile stretch of Rock Island's Eastern Iowa single track mainline from Homestead to Grinnell. The multi-deck layout with a helix measures 15 x 20 feet. Additional staging is in an adjacent room. It was designed for operations using four-cycle waybills, train orders, and a 3:1 fast clock. A typical operating session can keep 6-8 operators busy for about four hours with eight mainline trains, two locals, and several extras worked into the schedule. The layout is powered by an NCE DCC system with both radio and plug-in throttles. The scenery is based on rural farming towns and Iowa countryside in the summer months.

Tony Bowen, MMR – Division Superintendent

E-mail: railroadteacher@gmail.com

YouTube Channel: Corn Country Rails

Eastern Iowa Division

Chisholm Trail Division



Union Pacific Through the Rockies



My HO layout is a "freelanced/fictional" version of the Union Pacific in the 60's/70's on the Rio Grande's Route thru the Rockies. In a 13'x20' room, the layout is two levels connected by a 5 loop helix. The double track mainline is approximately 300 running feet with two small switching yards. NCE DCC supplies the power for the layout. The equipment roster shows UP F-Units, GP 38's and 40's, and UP/RGSD 40-2T's. Freight cars of all types supply the revenue for the line. You will see an occasional passenger train as well. 60% of the layout is landscaped and on the rest has industries/buildings in place—just not completed scenes. Industries served include coal, grain, fuel, and misc. LTL freight loads.

Terry Ross, Sup.

E-mail: terryross16@hotmail.com



Clear Creek and Quicksilver RR

The layout is a 1:20.3 indoor/outdoor layout. Outdoors has landscaping that depicts the Georgetown Loop Devil's Gate high bridge. Indoors is a logging theme railroad with basic benchwork and 250 feet of roadbed and still growing. Three locomotives have been converted to battery power with more planned.

Allen Pollock

E-mail: pollocka@mchsi.com

Central Missouri Area

Western Kansas Division



Western Kansas Rails

The WKR is an N-scale, sectional layout housed in its own building (but also transportable) depicting Western Kansas. The layout measures 18x24 feet and was designed for simple operations to introduce train show spectators to the idea of operations. The third main features two staging yards, three passing sidings, and nine industries to be served powered by Digitrax DCC with radio throttles. The scenery is based on life in Western Kansas with real business names and mostly scratch-built structures, including the signature structure of the Dodge City Pride Ag Co-Op grain elevator that measures nearly 6-feet in length and dominates the skyline. Operating sessions are available.

Robert Simmons – Div. Sup.

E-mail: trainman55@hotmail.com Phone: (620) 521-3591



Missouri Pacific RR – McRae Subdivision

The fictional subdivision of the MoPac is a shelf type HO model railroad occupying a 14X20 foot room and operating with CVP EasyDCC. The railroad consists of the town of McRae, Arkansas, and the now abandoned station and the active interchange track (known as Hog Thief Crossing) with the fictional Argenta, St Joe and Northern Railroad. McRae and Hog Thief Crossing account for extensive traffic, especially during strawberry season when huge quantities of strawberries are shipped to all parts of the country. There are 5 lengthy staging tracks to supply 2 daily passenger trains, 4 freights, and 3 locals to keep operators busy running on a fast clock.

David Bogard – Div. Sup. E-mail: mopac55@hotmail.com

Little Rock Area

Kansas Central Division



UP—D&RGW—Colorado Midland

An N-scale shelf layout on two levels in a 30X45 room loosely modeling the UP, D&RGW, and CM. It follows a route from Topeka KS to Ogden UT via either a southern route (Salina KS-Denver CO) or a northern route (North Platte NE-Cheyenne WY). It uses NCE-DCC radio throttles on a 600' mainline layout with 6 switching yards at the above named locations, 13 ten-foot passing sidings, and future multiple switching opportunities at local industries along the way. The layout is built with scale distances and elevations over the prototype's 4000-mile route.

Ray Brady, Sup. E-mail: joycove@wilsoncom.us



Gateway Division

CB&Q RR-Hannibal Division

The K line. STL--Hannibal & a branch Old Monroe to Mexico, MO are modeled on a DD deck layout 425' of main and a 75' branch in code 83 with DCC controlling 18 trains plus 5 locals & coal & Cattle trains. Featured is a 22' long Cement plant, a quarry 5' W X 10' L X 3' D + large foundry & Brick plants. Plus 5 towns with fuel dealers, grain elevators and other small shipper

Hank Kraichely-Div.Sup. to contact:

Email: hkraichely@sbcglobal.net



MCoR Regional Club Rosters

This roster is created for the benefit of members of the MCoR Region. Clubs (NMRA or Non-NMRA) wanting to be listed contact ckeditors@mcpr-nmra.org

AR, Bella Vista All Scales

Sugar Creek Model Railroad & Historical Society, Inc.

PO Box #5452, Bella Vista, AR, 72714

Information: <http://sugarcreekrailroadclub.com>

AR, Conway HO Scale

Central AR Model RR Club

PO Box #1825, Conway, AR, 72033

Contact: Daniel Gladstone (501) 269-3030

AR, Little Rock G, HO, N Scales

Southwest Independent Modular Railroaders

3107 West Capitol Avenue, Little Rock, AR, 72205

IA, Coralville HO Scale

Hawkeye Model Railroad Club

860 Quarry Rd., Coralville, IA 52241. Club entrance SE corner across street from Konami Rest. Meetings:

Wednesdays 7-9PM; Visitors welcome; Check website

for Saturday Open House. Contact: Tom Persoon, Public Relations Officer, Persoon06@msn.com; (319)-351-

0247. Website: <https://hawkeyemodelrrclub.com/>

Facebook: @HawkeyeModelRailroadClub

IA, Council Bluffs HO Scale

Greater Omaha Society of Model Engineers

Contact: Brian Waters, Post Office Box 67, Council

Bluffs, IA, 51502; (402) 895-0296 or (402) 491-3692

Information: SOME@TheHistoricalSociety.org

IA, Des Moines HO Scale

Central Iowa Railroad Club

Iowa State Fair Grounds

Contact: David Briely, PO Box #118, Des Moines, IA,

50301 Phone:(515) 266-8899

Information: [http://www.facebook.com/](http://www.facebook.com/centraliowarailroadclub)

centraliowarailroadclub

Meets: 1st Tuesday each month; Open House: 4th Friday each month.

IA, Harlan N Scale

Nishna Valley Railroad Society

1303 Eighth Street, Harlan, IA, 51537

IA, Indianola HO Scale

Warren County Modular Railroaders

Transition era. RI and CB&Q

Contact: John Averill, 14910 92nd Lane, Indianola, IA, 50125; (515) 961-3018

Iowa's only 100% NMRA club

IL, Collinsville HO Scale

Columbia Model Railroaders

410 Camelot Drive, Collinsville, IL, 62234

IL, Glen Carbon HO Scale

Metro East Model Railroad Club

180 Summit Avenue, Glen Carbon, IL

Contact: Bill Davis or Bob Gibson

email: memrrc@gmail.com

Information: www.trainweb.org/memrc

Work/run meetings 6:30PM every Thursday at Club House; Business Meetings first Thursday each month. Visitors always welcome!

IL, Marion HO Scale

Southern Illinois Train Club

PO Box 1633, Marion, IL, 62959

KS, Augusta HO Scale

Augusta Model Railroad Club, 6th & School St.,

7:30. Information: info@augustahorrrclub.org

KS, Atchison

North East Kansas Model Railroaders

12" scale, 1440 N. 6th St., Atchison, Sat. 10:00-4:00PM,

Sun. 12:00-4:00PM. Information: Otto Wick 913-367-7536

KS, Cherryvale

Leatherock Hotel, 2nd floor, 420 N. Depot St., Cherryvale,

Information: John R. Dhooghe, john@cvmrc.com or

www.cvmrv.com

KS, Cherryvale All Scales

Parsons Model Railroad Engineers

Cherryvale Depot, Cherryvale, KS, 68335

KS, Ellis HO Scale

Kansas Pacific Model Railroad

Ellis Museum, 911 Washington, 10:00AM. Lunch at a

restaurant afterward. Information: Tom Robinson,

rrailway@gbta.net

KS, Frankfort

Frankfort Subdivision

416 W. 1st St., 10:00-3:00PM. Information: Joe McAtee,

joem@bluevalley.net

KS, Dodge City

Western Kansas Rails N-Scale Layout

10594 W. Briarwood Dr., Information: Robert

Simmons, 620-521-3591

KS, Great Bend N, HO, O, G, Standard

Golden Belt Model Railroad Association. Meet first

Tuesday of Each Month @ 7:30PM at the First United

Methodist Church, Great Bend. Correspondence to 209

E 6th, Ellinwood, KS68526, Jim Loesch,

KS, Hutchinson N Scale

Kansas Central Model Railroad Club

16 E. 3rd, Hutchinson, 11:00-4:00PM. Information:

www.kansascentralmodelrailroaders.org

KS, Lawrence

Lawrence Model Railroad Club

Bridge Pointe Community Church, 601 W. 20th

Terrace. Information:

www.lawrencemodelrailroadclub.org

KS, Manhattan HO Scale

Manhattan Area Rail Joiners

Contact: Don Clagett, 1223 Pierre Street Manhattan, KS,

66502; (785) 537-7624

- email: dClagett@ksu.edu
- KS, Olathe HO Scale**
MO-KAN Rail Joiners
 Contact: Louis Seibel, 1069 North Logan Street, Olathe, KS, 66061; (913) 393-3495 or (913) 927-6850
 eMail: L-seibel@comcast.net
- KS, Overland Park O Scale**
Kansas City Module "O"
 Contact: Jack Ferris, 10334 Ash Street, Overland Park, KS 66207
 eMail: fhs1955@gmail.com
- KS, Olathe**
Weekend N-gineers
 16624 W. 126th St., Olathe, 1:00PM. Information: Ken Clark, hapheart@swbell.net
- KS, Overland Park HO Scale**
Kansas City Society of Model Engineers
 Contact: John Teeple, President, 9539 Perry Lane, Overland Park, KS, 66212; (913) 492-4142
 eMail: jsTeep@aol.com
- KS, Topeka N Scale**
Topeka N-Track Associates
 At member's home, 7:00PM. Information: Bob Wright, 785-273-7835
- KS, Topeka F/G scale**
Northeast Kansas Garden Railway Society (NEKAN-GRS)
 1308 SW Caldron Street, Topeka, KS, 66611
- KS, Wichita HO Scale**
Wichita Model Railroad Club
 PO Box #48082, Wichita, KS, 67201
 eMail: WCMR1@cs.com
- KS, Wichita N Scale**
Kansas Area N-Trak
 2046 South Elizabeth Street Apartment #1306, Wichita, KS, 67213
- KS, Wichita**
Wichita Toy Train Club
 130 S Laura, Wichita
- KS, Wichita**
Wichita Area Garden Railway Society
 At member's home, Information: Nancy Marin, nanmarin@att.net
- KS, Wichita All Scales**
Wichita Area Model RailRoaders (WAMRR)
 4323 West Maple Street Wichita, KS, 67206
 Contact: Lionel A. Smith, Jr., (316) 239-1174 or (816) 518-9050: eMail: LionelSmith@hotmail.com
 Meets 2nd Thursday each month 11:30AM Spears Restaurant
- MO, Columbia HO Scale**
Columbia Area Model Railroaders (100% NMRA)
 Missouri United Methodist Church, 204 S Ninth St, or member's homes. Thursday Evenings at 6:30PM.
 Facebook: Columbia Area Model Railroaders; Contact: Marty Oetting, martyoetting@gmail.com
- MO, Jefferson City All Scales**
Capital City Model Railroaders
 PO Box #243, Jefferson City, MO, 65102-0243
- Email: pollocka@mchsi.com
- MO, Kirkwood HO Scale**
Kirkwood Railroad Association
 Meets every Thursday 7:00 - 9:00PM
 Contact: Rich Velten, 100 North Sappington Road, Kirkwood, MO, 63122
 Email: rmVelten@swbell.net
- MO, Kansas City 16" Gauge Park Train**
Kansas City Northern Miniature Railroad
 NM 60th Street & Waukonis Drive, Kansas City, MO
 Contact: W. Ohrnell (816) 746-5663
 Information: www.KCNR.com
 Meets 1st Wednesday each month at 7:00pm
- MO, Kansas City HO Scale**
Greater Kansas City Model Railroad Club
 Contact: Walter L. Ohrnell, 6060 NW Waukomis Drive, Kansas City, MO, 64153
 eMail: wOhrnell@kc.rr.com
- MO, Kansas City HO Scale**
Southern Kansas City Model Railroad Historical Society
 8600 Ward Parkway Suite 2030 Kansas City, MO, 64114
 Contact: Richard Boone Telephone: (816) 996-1534
 eMail: rBoone@traintown-kc.com
 Meets 2nd Monday each month 7PM Open house Sat. & Sun. 12 to 5PM
- MO, Kansas City N Scale**
Weekend En-gineers
 8600 Ward Parkway, Kansas City, MO, 64114
 Contact: Richard Boone: (816) 966-1534
 eMail: rBoone@traintown-kc.com
 Meets 3rd Sunday at 11:30AM
- MO, Kansas City**
Kansas City Narrow Gaugers
 Members Homes, Information: Dean Windsor, On3@worldnet.att.net
- MO, Kansas City Standard, G, O, S, HO Marklin, HO, N, Z Scales and Wooden Trains**
Union Station Kansas City Model Railroad Society
 30 West Pershing Road, Kansas City, MO, 64101
 Contact: Ted Tschirhart, Telephone: (816) 816-3449
 eMail: TedTschi@kc.rr.com
- MO, Liberty**
Heartland N-Trak Of Greater Kansas City
 131 S. Water St., Liberty, MO, 1:00. Information: Bob Osborn, 816-452-9227
www.lawrencemodelrailroadclub.org
- MO, North Kansas City N Scale**
Missouri Northern Railroad Society, Inc.
 PO Box #12591
 North Kansas City, MO, 64116
- MO, Odessa HO Scale**
Eastern Jackson County Mainliners Model Railroad Club
 "Outlet Mall", Odessa, MO, 64076
 Information: www.EasternJacksonCountyMainlines.com
- MO, Saint Louis N Scale**
Mississippi Valley N Scalers
 1684 Harbor Mill Dr., Fenton, MO, 63026

eMail: mvns@railfan.net
 Website: <http://mvns.railfan.net>
 Facebook: <https://www.facebook.com/mvnsrr>
 Featuring NTRAK and T-TRAK modular layouts
 displayed at regional shows.

MO, Saint Peters **HOn3 Scale**
Modular HO Narrow Gauge Society
 914 Summer Leaf Drive, Saint Peters, MO, 63376

MO, Savannah **G, O, HO Scales**
Green Valley Baptist Model Railroad Club
 11993 County Road 162, Savannah, MO, 64485
 Contact: Nancy Adams (816) 262-0304
 eMail: GreenPetticoat@yahoo.com

MO, Springfield **HO Scale**
Ozark Model Railroad Association
 424 West Commercial Street, Springfield, MO, 65803,
 Info: <http://www.omraspringfield.org/contact.html>

MO, Webster Groves **2-Rail O Scale (1/4" to the foot)**
Big Bend Railroad Club, Inc.
 8833 Big Bend Blvd., Webster Groves, MO, 63119

Email: secretary@BigBendRRclub.org
 Information: www.bigbendrrclub.org

NE, Fremont **All Scales**
Nebraska Railroad Museum
 1835 North Somers Avenue, Fremont, NE, 68025
 Contact: Dave Fachman (402) 727-0615
 eMail: fevr@FremontRailroad.com
 Information: <http://www.FremontRailroad.com>

NE, Hastings **N Scale**
Tri-City Model Railroad Association
 607 South Shore Drive, Hastings, NE, 68901

OK, Claremore **All Scales**
Claremore & Southern
 3049 Clover Creek Drive, Claremore, OK, 74017

OK, Oklahoma City **N Scale**
Oklahoma N-Rail
 Contact: Bruce Alcock, President PO Box #96131,
 Oklahoma City, OK, 73413
 eMail: info@oknrail.org
 Information: <http://www.oknrail.org>



Region Resources

Online Division Libraries in the Region



Waiting at the Station

Our NMRA Divisions offer numerous articles and clinic presentations in their online libraries. Check out their offerings here:

Gateway Division

<http://www.gatewaynmra.org/model-railroad-article-library/>

Turkey Creek Division

<http://www.tc-nmra.org/TC-Library.html>

Indian Nations Division

<http://www.tulsanmra.org> and click on "Resources"

***In the Blue
Mountains of
Oregon***



Ray Brady Photo