

# C A B O O S E

K

I

B

I

T

Z

E

R



## *IN THIS ISSUE*

- ◆ Meet the Editor—Page 6
- ◆ Grand island Convention—Page 8
- ◆ Missouri Model Railroad Museum—Page 13
- ◆ Research for Modeling—Page 15
- ◆ Build a Loconet Hub—Page 17
- ◆ Help Wanted—Page 24

**C'mon in: adding an interior— Page 19**

**Volume 74, Number 2**  
**2nd Quarter 2024**  
April—May—June

## Table of Contents

Page

Division Locations and Contacts.....	3
<b>The Head End</b> .....	<b>5</b>
By Larry Diehl	
<b>Meet the Editor</b> .....	<b>6</b>
By Pat Hiatte	
<b>MCoR Convention</b> .....	<b>8</b>
Grand Island, Nebraska	
<b>Missouri Model Railroad Museum</b> .....	<b>13</b>
By Dale Shipman	
<b>Research for Modeling</b> .....	<b>15</b>
By Ryan Moats, MMR	
<b>Build a Loconet Hub</b> .....	<b>17</b>
By Rick Stone	
<b>Adding an Interior</b> .....	<b>19</b>
By Steve McKee	
<b>Help Wanted</b> .....	<b>24</b>
MCoR Members Pike Registry .....	25
MCoR Regional Club Rosters.....	26
MCoR Region Resources .....	28

## Caboose Kibitzer Staff

<b>Editor</b> .....	Patrick Hiatte
	<a href="mailto:ckeditors@mcpr-nmra.org">ckeditors@mcpr-nmra.org</a>
<b>Editor-At-Large</b> .....	Hank Kraichely
<b>Associate Editors - The Yard Crew</b>	
<i>AP Chairman</i> Craig Drenkow, MMR/Marty Vaughn, MMR	
<i>Membership Chairman</i> .....	Whit Johnson
<i>Copy Excellence</i> .....	Robert Simmons
<b>Associate Editors—The Road Crew</b>	
<i>Central Missouri Area</i> .....	Dean Smith, MMR
<i>Chisholm Trail Division</i> .....	Phil Alyward
<i>Cowboy Line Division</i> .....	Craig Drenkow, MMR
<i>Eastern Iowa Division</i> .....	Bob Perkins
<i>Fallen Flags Division</i> .....	John Rietveld
<i>Gateway Division</i> .....	David Lowell
<i>Great Midwestern Division</i> .....	Whit Johnson
<i>Indian Nations Division</i> .....	James Senese
<i>Kate Shelley Division</i> .....	Richard Liebich
<i>Little Rock Area</i> .....	William Hobbs
<i>Nebraska West-Central Division</i> .....	Gene Tacey
<i>Oklahoma Heartland Division</i> .....	Kurt Konrath
<i>Ozark Mountain Area</i> .....	Pamela MacPhail
<i>Platte Valley Division</i> .....	Todd Petersen
<i>Turkey Creek Division</i> .....	John Fales
<i>Western Heritage Division</i> .....	Bruce Hochberger
<i>Western Kansas Division</i> .....	Robert Simmons

## The Caboose Kibitzer

The Caboose Kibitzer© is the official publication of the Mid-Continent Region (MCoR) of the National Model Railroad Association (NMRA). Subscription to the Caboose Kibitzer is free.

All MCoR NMRA members automatically receive electronic distribution by e-mail. Non-NMRA members may request free electronic distribution by going to this web page and subscribing:

### [Caboose Kibitzer Subscription](#)

Original, non-copyrighted information and material submitted for publication should be addressed to the Editor, but no payment can be made. Guidelines for submittal are available from the Editor at [ckeditors@mcpr-nmra.org](mailto:ckeditors@mcpr-nmra.org).

All submissions become the property of MCoR whether or not published. The Editor reserves the right to reject information.

**Deadline:** All items submitted for publication must be received before the dates listed below to be included in the next issue. The Editor will attempt to include the information in the next issue, but there may be a delay because of a backlog.

### Content Deadline

Issue	Due Date
First Quarter	December 1
Second Quarter	March 1
Third Quarter	June 1
Fourth Quarter	September 1

The editorial policy of this publication reflects the opinion of the Editor unless otherwise credited, and does not reflect the policy of MCoR-NMRA.

Any item in this publication may be reproduced unless specifically restricted, but proper credit is requested.

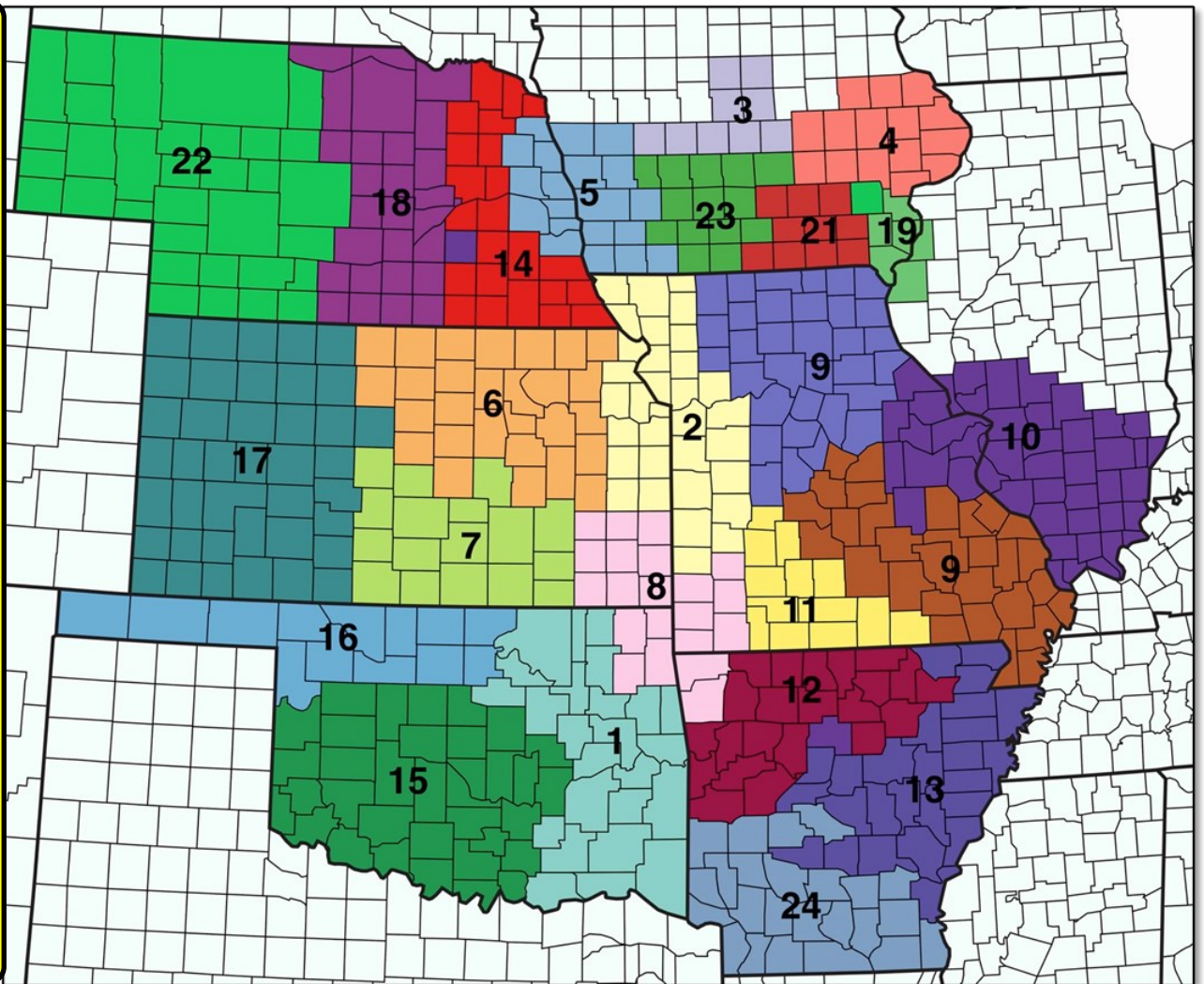
NMRA member E-mail address changes should be directed to the NMRA headquarters at the following link

[nmrahq@nmra.org](mailto:nmrahq@nmra.org)

Application (either online, or printed and mailed in) for NMRA membership may be obtained here:

<https://www.nmra.org/member-services>

**M  
C  
O  
R  
  
D  
I  
V  
I  
S  
I  
O  
N  
S**



Division	Division/Area Name	Director	E-mail	Division	Division/Area Name	Director	E-mail
1	Indian Nations Division	James Senese	<a href="mailto:dir-2901@mcors-nmra.org">dir-2901@mcors-nmra.org</a>	13	Little Rock Area	William Hobbs	<a href="mailto:dir-2913@mcors-nmra.org">dir-2913@mcors-nmra.org</a>
2	Turley Creek Division	Ray Brown	<a href="mailto:dir-2902@mcors-nmra.org">dir-2902@mcors-nmra.org</a>	14	Cowboy Line Division	Craig Drenkow, MMR	<a href="mailto:dir-2914@mcors-nmra.org">dir-2914@mcors-nmra.org</a>
3	Kate Shelley Division	—	<a href="mailto:dir-2903@mcors-nmra.org">dir-2903@mcors-nmra.org</a>	15	Oklahoma Hartland Division	Kurt Konrath	<a href="mailto:dir-2915@mcors-nmra.org">dir-2915@mcors-nmra.org</a>
4	Eastern Iowa Division	Bob Perkins	<a href="mailto:dir-2904@mcors-nmra.org">dir-2904@mcors-nmra.org</a>	16	Northern Oklahoma Area	—	<a href="mailto:dir-2916@mcors-nmra.org">dir-2916@mcors-nmra.org</a>
5	Western Heritage Division	Rick Stone	<a href="mailto:dir-2905@mcors-nmra.org">dir-2905@mcors-nmra.org</a>	17	Western Kansas Division	Robert Simmons	<a href="mailto:dir-2917@mcors-nmra.org">dir-2917@mcors-nmra.org</a>
6	Kansas Central Division	Ray Brady	<a href="mailto:dir-2906@mcors-nmra.org">dir-2906@mcors-nmra.org</a>	18	Platte Valley Division	Todd Petersen	<a href="mailto:dir-2918@mcors-nmra.org">dir-2918@mcors-nmra.org</a>
7	Chisholm Trail Division	Phil Aylward	<a href="mailto:dir-2907@mcors-nmra.org">dir-2907@mcors-nmra.org</a>	19	Illowa Rails Area	—	<a href="mailto:dir-2919@mcors-nmra.org">dir-2919@mcors-nmra.org</a>
8	Maple Leaf Area	Kent Hurley	<a href="mailto:dir-2908@mcors-nmra.org">dir-2908@mcors-nmra.org</a>	21	Fallen Flags Division	John Rietveld	<a href="mailto:dir-2921@mcors-nmra.org">dir-2921@mcors-nmra.org</a>
9	Central Missouri Area	Dean Smith, MMR	<a href="mailto:dir-2909@mcors-nmra.org">dir-2909@mcors-nmra.org</a>	22	Nebraska West Central Division	Gene Tacey	<a href="mailto:dir-2922@mcors-nmra.org">dir-2922@mcors-nmra.org</a>
10	Gateway Division	David Lowell	<a href="mailto:dir-2910@mcors-nmra.org">dir-2910@mcors-nmra.org</a>	23	Great Midwestern Division	Doug Harding, MMR	<a href="mailto:dir-2923@mcors-nmra.org">dir-2923@mcors-nmra.org</a>
11	Ozark Mountain Area	Pamela MacPhail	<a href="mailto:dir-2911@mcors-nmra.org">dir-2911@mcors-nmra.org</a>	24	Southern Arkansas Area	—	<a href="mailto:dir-2924@mcors-nmra.org">dir-2924@mcors-nmra.org</a>
12	Northern Arkansas Area	Tim Force	<a href="mailto:dir-2912@mcors-nmra.org">dir-2912@mcors-nmra.org</a>				



# MCoR NMRA Division Meetings

**Note: COVID-19 cancelled many in-person meetings in leu of ZOOM meetings. And now, some Divisions are resuming in-person meetings. Check before showing up...**

**Division 1: INDIAN NATIONS DIVISION (Tulsa, OK):** Meet 4 times a year. Unless otherwise specified, all Indian Nations NMRA meets are held at the new Hardesty Library, 8316 E. 93rd. St. just east of Memorial Rd. in Tulsa, OK. Library opens at 9:00AM and the meetings start at 9:30AM-12:30. Superintendent - Allan Roecker 918-866-5732 or [allanroecker@yahoo.com](mailto:allanroecker@yahoo.com). Web page: [www.tulsanmra.org](http://www.tulsanmra.org) for meeting dates and additional info.

**Division 2: TURKEY CREEK DIVISION (Kansas City Area):** 4<sup>th</sup> Tuesday every month at 7:00PM except Dec Holiday Party (Dec 17, 2019), at Lakeview Village, 9000 Park Pl., Eastside Terrace Bldg., Lenexa, KS. For current information: Martin Wade, [TurkeyCreekNMRA@gmail.com](mailto:TurkeyCreekNMRA@gmail.com) or the Division Timetable <http://www.tc-nmra.org/TC-Calendar.html>

**Division 4: EASTERN IOWA DIVISION:** Bob Perkins, director ( [dir-2904@mcors-nmra.org](mailto:dir-2904@mcors-nmra.org))

**Division 5: WESTERN HERITAGE DIVISION (Omaha, NE/Council Bluffs, IA):** 1st Saturday (except January) at 9:00AM in the Sump Memorial Library, 222 N Jefferson St. (2nd & Washington Streets) Papillion, NE (across from Runza). For the latest, up-to-date information visit the WHD web site at:

<http://www.whd.mcor-nmra.org> or the WHD Facebook page, Western Heritage Division, NMRA.

**Division 6: KANSAS CENTRAL DIVISION:** 1<sup>st</sup> Saturday every three months. Meetings start at 1PM. For the next meeting's location and program please email [joycove@wilsoncom.us](mailto:joycove@wilsoncom.us).

**Division 7: CHISHOLM TRAIL DIVISION (Wichita, KS):** 1<sup>st</sup> Tuesday each month at the Olivet Baptist Church, 3440 West 13th St, Wichita, KS 67203 (13th Street North & High Street). Gathering-6:45PM; NMRA meeting 7:00 - 9:00PM. Info: Dean Lippincott, email [dlipp5a@gmail.com](mailto:dlipp5a@gmail.com)

**Division 10: GATEWAY DIVISION (ST. Louis, MO)** 3<sup>rd</sup> Monday each month, 7:00PM. Odd numbered months at Trinity Lutheran Church, 14088 Clayton Road at Woods Mill Rd (Hwy 141), Ballwin, MO. Even numbered months at VFW Hall, O'Fallon, IL. Info: <http://www.gatewaynmra.org/division.htm>

**Division 14: COWBOY LINE DIVISION (Norfolk, NE):** 3<sup>rd</sup> Thursday each month, 7:00PM at HyVee East upstairs meeting room. Corner 1<sup>st</sup> Street and Norfolk Ave. Info: Dennis M. Brandt, MMR, phone 402-992-2415, email [dennisbrandt44@gmail.com](mailto:dennisbrandt44@gmail.com)

**Division 15: OKLAHOMA HEARTLAND DIVISION (Oklahoma City, OK):** meets in the even months in the Oklahoma City area. Contact OHD Director at [dir-2915@mcors-nmra.org](mailto:dir-2915@mcors-nmra.org). All who are interested in Model railroading are welcome.

**Division 17: WESTERN KANSAS DIVISION (Dodge City, KS):** Meetings pending a new location. Info: Robert Simmons, Division Director, 620-521-3591(C) or 620-272-0444(H). Facebook page "Western Kansas Division"; e-mail: [trainman55@hotmail.com](mailto:trainman55@hotmail.com)

**Division 18: PLATTE VALLEY DIVISION (Hastings, Grand Island, and Kearney, NE):** Meet quarterly in members homes on a rotating basis or at sites of interest. New members are always welcome. Info: Todd L. Petersen, Division Director, 308-832-2200 or [todd@autofuelstc.com](mailto:todd@autofuelstc.com)



## The Head End

By Larry Diehl, President MCoR

The last few months have been very busy in my household, and it got very cold in January. MCoR continues to have “activity” issues with some of our Divisions and Areas. I tried and experimented with “Zoom” participation involving a couple of remote Areas. The intent is to engage individuals from small “Areas/ Divisions”, with routine monthly activities. Trying to keep a model railroading spark alive!

So far, the idea has not been very successful. Some of the Turkey Creek meetings so far have been “out of the ordinary”. I want to give the idea a few more months. I still believe this can help enthusiasm of remote members and maybe extend into some dormant divisions as well. I’m trying not to de-certify a few divisions who have slipped into dormancy with no elected officers, having no meetings and basically no activity.

I’m open to any other ideas. Please write me with your thoughts, [ldiehl066@gmail.com](mailto:ldiehl066@gmail.com).

### MCoR Convention

Meanwhile, Whit Johnson is working hard as a “small group” spear heading the 2024 MCoR Convention in Grand Island, NE. A little slow getting out of the shoot, but the pieces are falling into place. Hope to see all June 13 th , 14 th and 15 th . Great fun can be had in seeing our old friends! Then, competing in the contest room for best of modeling bragging rights, make some important purchases, get some ideas from the layout tours, and elevate our modeling spirits!

The Ramada Midtown Conference Center in Grand Island has some unique amenities beyond a swimming pool ...

... A small workout/exercise room plus free access to fitness center a block away.

... A billiards table.

... A ping-pong table.

We currently have a commitment from Chris Anderson and Jeff Wilson of Topeka N-Track, to display their 10’ x 24’ modular layout in the

hotel. We are pursuing and we may even get another group layout!



I know Whit is looking for a few more clinics. If you have some good ideas you could share as a clinic, please contact Whit, [steam2856@gmail.com](mailto:steam2856@gmail.com).

### Board Meeting

We are planning the semi-annual MCoR Board Meeting for Saturday morning, June 15 th . We intend it to be accessible via “Zoom”. Information will be provided at a later date on website and other communication.

Hope everyone is enjoying good health and reasonable returns in your stock market investments you may have!

Sincerely,  
Larry W. Diehl  
President, MCoR



## Meet the Editor

By Pat Hiatte, Editor

That's me at right in the photo, on the footplate of a steam locomotive on the Strathspey Railway in Scotland. (photo by Sandy Hiatte)

As new editor of the Kibitzer, I'd first like to express my thanks to Ray Brady and the board for their guidance and counsel and to all of you, thanks in advance for your help.

Now, a little background. I've been a railroad enthusiast since I can remember, born within sound and almost sight of the Missouri Pacific roundhouse in Jefferson City, Mo. I was confirmed by my grandparents' next-door neighbor, Arra Russell, who had hired out with the MoPac before World War I and ran trains in France during that conflict.

Arry and I remained fast friends through my growing-up years, the usual blur of girls, cars and school (in that order). Fast forward to 1974 when, with my Bachelor of Journalism from the University of Missouri, I decided to leave the newspaper where I was working and pursue my first love.

My railroad career began Sept. 1, 1974, as a public relations - advertising representative for the St. Louis-San Francisco (Frisco) Railway in St. Louis. After 35 years with the Frisco, Burlington Northern and BNSF, I retired Oct. 31, 2009, and moved back to the family farm in central Missouri.

The strategic communications function in which I worked for my entire career was a great place for an enthusiast; short of the CEO, we were one of the few departments that had the opportunity to work with all facets of the organization.

I've been modeling in N scale since it was called OOO, and my train room is occupied by the N scale Missouri Pacific Sedalia Subdivision between Jefferson City and Sedalia, vintage mid-1962. I'm also a member of the Mexico (Mo.) Train Works, which models the fictitious Norfolk Southern Purdue District in 1995.



My primary hobby interests are operations and the design of track plans and operating plans, both based on my experience with the prototype. Prototype interests include first-generation diesels and “classic-era” passenger trains, about which I write a column for The Cowcatcher magazine.

Travel is another passion for my wife, Sandy, and me; we celebrated our 50<sup>th</sup> wedding anniversary with a voyage through the Northwest Passage in 2022. We’ve visited all 550 states and all seven continents; to paraphrase the novelist Susan Sontag, we haven’t been everywhere but it’s on our list. Our trips always seem to include one or more rail museums and heritage railways.

Every editor worth his salt has an ax to grind, and I have a couple. First, I’d like to see more engagement and involvement in NMRA and MCoR by our members who live outside metropolitan areas. Second, I’d like to see the world’s greatest hobby become more visible to the general public, and to reel them in once they’ve been hooked by a train show or open house.

I look forward to discussing these and other issues with you at the convention in Grand Island. In the meantime, I’d love to hear from you with articles, article ideas, general feedback and plain old BS.



*An empty coal train rounds a curve between Fuller and Inglenook on the Norfolk Southern Purdue District, club layout of the Mexico (Mo.) Train Works*

# Long Last!

## We have a date & venue!



Mid Continent Regional annual Convention

Thursday, Friday, Saturday

June 13<sup>th</sup>, 14<sup>th</sup>, 15<sup>th</sup>

2024

Location:

Ramada Midtown Conference Center  
2503 S. Locust Street  
Grand Island, NE 68801  
(308)384-1330

They are accepting reservations now. (to get “block price” of \$147.00 plus tax, no later than May 13<sup>th</sup>) We have a block of rooms.

Activities:

Clinics

Contest Room w/NMRA judging

Layout Tours

Spouses Events

Prototype Activities

Train Show

Door Prizes

Banquet, Saturday Evening

Registration forms and vendor registration forms to follow.  
Registrar ... Whit Johnson, email: [steam2856@gmail.com](mailto:steam2856@gmail.com)





# Grand Island Attractions

## Railroad Hot Spot



### 140 Trains Every Day

And this draws the interest of railroad enthusiasts from around the world. Many have come to observe and photograph the large number of freight trains — 140+ per 24-hour period — that pass through the city.

Grand Island's hotspot is known as The Diamond, where the Burlington Northern-Santa Fe flyover crosses the Union Pacific tracks.

The Union Pacific Railroad (UP) cuts through the heart of the city along the original transcontinental mainline. The newest locomotives can be seen here, as well as some old steam including Union Pacific #844.

Burlington Northern-Santa Fe (BNSF) is predominately a coal-hauler heading to the Powder River Basin of Wyoming. Double stacks, unit grain, and manifest trains make up about 25% of the traffic on this line. The Boeing Train runs from Wichita, Kansas, to Seattle, Washington, hauling fuselages.

The Nebraska Central Railroad diesel fleet calls Grand Island home. The unmistakable red and white locomotives make for fine photo opportunities. Several trains a day travel to and from Grand Island on this shortline.

The city's 1911 Chicago, Burlington & Quincy Depot remains, known as the Burlington Station. Saved and renovated by the Hall County Historical Society, it now serves as a reception hall and home to the Tri-City Model Railroad Association. The association's intricate model railroad display depicts Grand Island railroads circa the 1940s and is open to the public every third Tuesday of the month at 7pm.

*Courtesy 'Visit Grand Island'*



# Grand Island Attractions

## Stuhr Museum

Stuhr Museum is known for providing immersive historical, educational, and cultural experiences.

Among the museum's highlights is Railroad Town is Stuhr Museum's representation of an 1890s-era prairie town.

As visitors walk through our historic Railroad Town, they will talk with living historians who share their stories, as well as ways that the entire town works together in order to not just survive, but also thrive.





# Grand Island Attractions

## Stolley Park Railroad



### STOLLEY PARK RAILROAD

All aboard! The Stolley Park Railroad is the perfect way to spend a summer afternoon or evening. Riders will enjoy two trips around Stolley Park on Central Nebraska's only life size garden-scale railroad. The Sweet Tooth Shop will be available to park goers offering a wide range of concession items.

A visit to the Stolley Railroad is a great way to celebrate your child's birthday, company picnic, or group outings!

### 2024 RATES & HOURS

#### Individual Passenger Rates

\$3.50 Ages 3 years and over  
(2 and under free with paying adult)

10 ride punch card \$23.5

25 ride punch card \$58.50

50 ride punch card \$87.75

\$175 per hour for unlimited riders.

#### Spring Hours

(March 30 - May 19)

Sat & Sun 10:00 a.m. to 6:00 p.m.

Memorial Day, May 29 12:00 - 5:00 p.m.

#### Summer Hours

(May 24 - Aug 4)

Fri, Sat, & Sun 10:00 a.m. to 6:00 p.m.

4th of July 12:00 - 5:00 p.m.

#### Late Summer

(Aug 10 - End of Season )

Sat & Sun 10:00 a.m. to 6:00 p.m.

(All dates are weather permitting.)

[www.giparks.com](http://www.giparks.com)

For more information call (308) 389-0290

**YOU ARE NEVER TOO OLD TO RIDE THE TRAIN!**



**Grand Island Express 2024**  
**NMRA Mid-Continent Region Convention**

Hosted by

**Platte Valley Division**

**June 13-15, 2024**

**Ramada Midtown Conference Center**

2503 S Locust Street

Grand Island, Nebraska 68801

(308) 385-1330

**Registration Form**

Name of Primary Registration: \_\_\_\_\_ NMRA# \_\_\_\_\_

NMRA Membership Required to Enter Model Contest

Spouse's Name (if attending) \_\_\_\_\_

(Spouse will receive a complimentary pass for admission to Train Show, Contest Room, Clinics. The Banquet is an additional \$35.00)

Names of other Registrants: \_\_\_\_\_

Extra fare events (if any) must be purchased for each person attending those events.

Address: \_\_\_\_\_ City: \_\_\_\_\_ State \_\_\_\_\_ Zip: \_\_\_\_\_

E-mail: \_\_\_\_\_ Phone: \_\_\_\_\_

**Registration Fee** (NMRA Membership number required for reduced registration fee)

NMRA Member \$120.00 - per person, includes banquet \_\_\_\_\_ # of persons x \$120.00 = \$ \_\_\_\_\_

Non-member - \$130.00 per person, includes banquet \_\_\_\_\_ # of persons x \$130.00 = \$ \_\_\_\_\_

**TOTAL REGISTRATION** \$ \_\_\_\_\_

Banquet expected to be two (2) meat buffet.

**Vendor Tables/Spaces** Train Show Friday, 9:00 am to 7:00 pm, Saturday 9:00 am to 4:00 pm.

Train Show is open to the public, each attendee \$5.00 each/day

Tables \$25.00 each 8' x 2'-6" \_\_\_\_\_ # of tables x \$25.00 = \$ \_\_\_\_\_

**Vendor pass does not allow attendance to the convention functions.**

(Vendor spouses will receive complimentary pass to attend and help at "train show" and "spouse activities" only.

Vendors wishing to attend Banquet: \$35.00 each person \_\_\_\_\_ # of persons x \$35.00 = \$ \_\_\_\_\_

**TOTAL VENDOR REGISTRATION COST** \$ \_\_\_\_\_

Vendor Attendee Names: \_\_\_\_\_

**Send Completed Registration Form & Payment to:**

Whit Johnson, Registrar  
 1117 E. 16<sup>th</sup> Street South  
 Newton, Iowa 50208

[steam2856@gmail.com](mailto:steam2856@gmail.com)

Make check payable to:

(MCoR) Mid-Continent Region of NMRA

Information: Whit Johnson, Registrar at email or

telephone, evenings only please, cell (815)342-0301



Amenities:  
 Pool, Exercise Room  
 Billiards, Ping-pong



Ask for MCoR Group Rate,  
 \$147.00, includes breakfast  
 To register on line:

[Hotel Registration Here](#)



## A Museum Piece

By Dale Shipman



### Missouri Model Railroad Museum



“You say that your passion is all about trains.” I can remember the first time my great uncle took me for a ride on a locomotive in the summer of 1958, I stood next to him in the cab as he engineered this NP switcher, kicking cars back and forth through the yard in Mandan, ND. That day set in motion of life long love for trains.

Kansas City is one of the major railroad hubs of our country. We see trains everyday moving products thru the city, long trains, short trains & all kinds of trains, and lots of them. Kansas City is rich in history because of the railroads, but we only have a few venues that say anything about the railroads. It has been tried several times by different train groups to get something going, but it just never materialized.

Well, this opportunity has finally come to greater Kansas City metro. Thanks to the City of Independence & the Parks, Recreations & Tourism Department, the Missouri Model Railroad Museum is going to fill that void in the metro with a very exciting museum for everyone, train enthusiast or just museum lover. From the stories of the wagon trails that left Independence and headed west, now the story can be told about the steel rails that replaced those trails and helped to build Independence and the state of Missouri.

The Missouri Model Railroad Museum, entered a 25-year agreement with the City of Independence, assumed the facility previously occupied by the National Frontier Trails Museum, 312 West Pacific Avenue in Independence, in April of 2023 from the City of Independence, the city decided to move the NRTM to a temporary new location while plans for a total new building are developed. The summer of 2023, saw the city upgrading this facility to make it ready for the Missouri Model Railroad Museum.

The Missouri Model Railroad Museum is a

Special events will be held at the museum for visitors and children of all ages, along with school activities for those interested in developing their skills in model railroading, the Scouting program & STEAM-based (Science-Technology-engineering-Arts-Mathematics) learning. The museum will be open to different organizations for company sponsored events and seminars.

We are starting from scratch, all of this won't be possible without the help of volunteers and funding by individuals, foundations, corporation and memberships. Your generous support

of the museum is greatly appreciated as we work to build and operate the museum. On May 11 th , National Train Day the museum is having a soft opening to help kick-off our programs. Different groups have already notified the museum of their interest in participating.

Garden

Train Club of Greater Kansas City, LEGO, TCA & NMRA Turkey Creek Division of Mid Continent Regional.

The museum won't be built in one day, it will take a couple of years to completely finish all the construction and displays. The museum will be open during construction of the different scale layouts, so visitor's will be able to see the progress and how things are done by volunteers & members. If you're interested and want to be a part of this, checkout our website – [showmerails.org](http://showmerails.org). Sign up as a follower, volunteer or member.

- Dale Shipman

Executive Director  
Missouri Model Railroad Museum

## Missouri Model Railroad Museum



# UNDER CONSTRUCTION

The planned opening of MMRM is May 11, 2024, National Train Day!

While construction is in progress, MMRM will be hosting Special Events at the Museum in areas of the building not under construction. Check our website often for updates on construction progress & scheduling of Special Events.

## Watch for Our Opening!

Missouri Model Railroad Museum, Inc.

318 West Pacific Avenue

Independence, MO 64050

(816) 552-5750

[showmerails.org](http://showmerails.org)

Missouri Model Railroad Museum  
is a tax-exempt organization  
under IRC Section 501(c)(3)



# Researching for Model Railroaders

By Ryan Moats, MMR

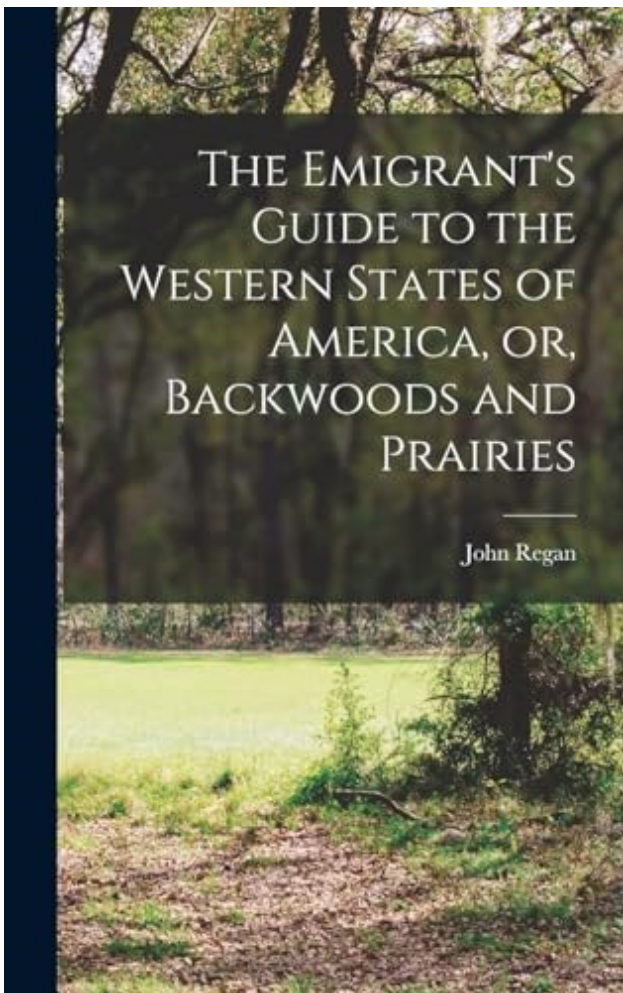
When trying to decide the subject of your model railroad, an early (if not the first) choice is “free-lance”, “prototypical free-lance”, or “prototypical”. If you choose either of the second two choices, research is going to play a large part of designing and building your railroad. This article is intended to help you with identifying sources and techniques to help in conducting that research.

Research can cover all aspects of the railroad: the track standards followed in the design of your railroad, structures found along the right of way, rolling stock used to haul freight or passengers, the motive power used, and even your railroad’s operating model. Once you (as a modeler) invoke the idea of “prototype”, then you are essentially determining “when” the model railroad existed, “where” it was built, and “what” was its function.

In the pre-internet days, research involved searching more of the “off-line” sources: visiting museums for photographic collections; contacting railroad historical societies; visiting libraries for hardcopy source materials like books, magazine articles and maps; and collaboration with other modelers. Today a lot of these sources are searchable on-line (think “Google is your friend”) and collaboration has become much easier through the multitude of special interest email groups.

Of course, if you are modeling a specific railroad, see if that railroad has a historical society (either directly or through acquisitions) as they will be a definitive source for all things about the railroad. On the other hand, if you’re modeling a prototypical freelance or if you are looking for information about the industries along the right of way, then your research will need to dip into a broader set of sources.

Included in possible search targets are on-line collection of books (Google Books or the Gutenberg project). In my research, books have covered topics ranging from motive power information (e.g. Porter Bell catalogs), to structure framing details (e.g. “The Country Builders Assistant”, “Carpentry Made Easy”, “The Emigrant’s Guide to the Western States of America”), to industry details (e.g. “Colorado: Its Gold and Silver Mines”, “The Boston and Colorado Smelting Works”, “The Stamp Milling of Gold Ores”, “The Gold Mines of Gilpin County Colorado”, “Engineers and Mechanics Pocket Book”, and “Stamp Milling and Cyaniding”).



Beyond on-line books, structure research is also possible via on-line collections of Sanborn Fire Insurance Maps. These maps can be found at the Library of Congress, various state libraries or state universities or colleges. For my railroad, the University of Colorado at Boulder holds a collection of Sanborn maps for cities in Colorado dating back to 1886.

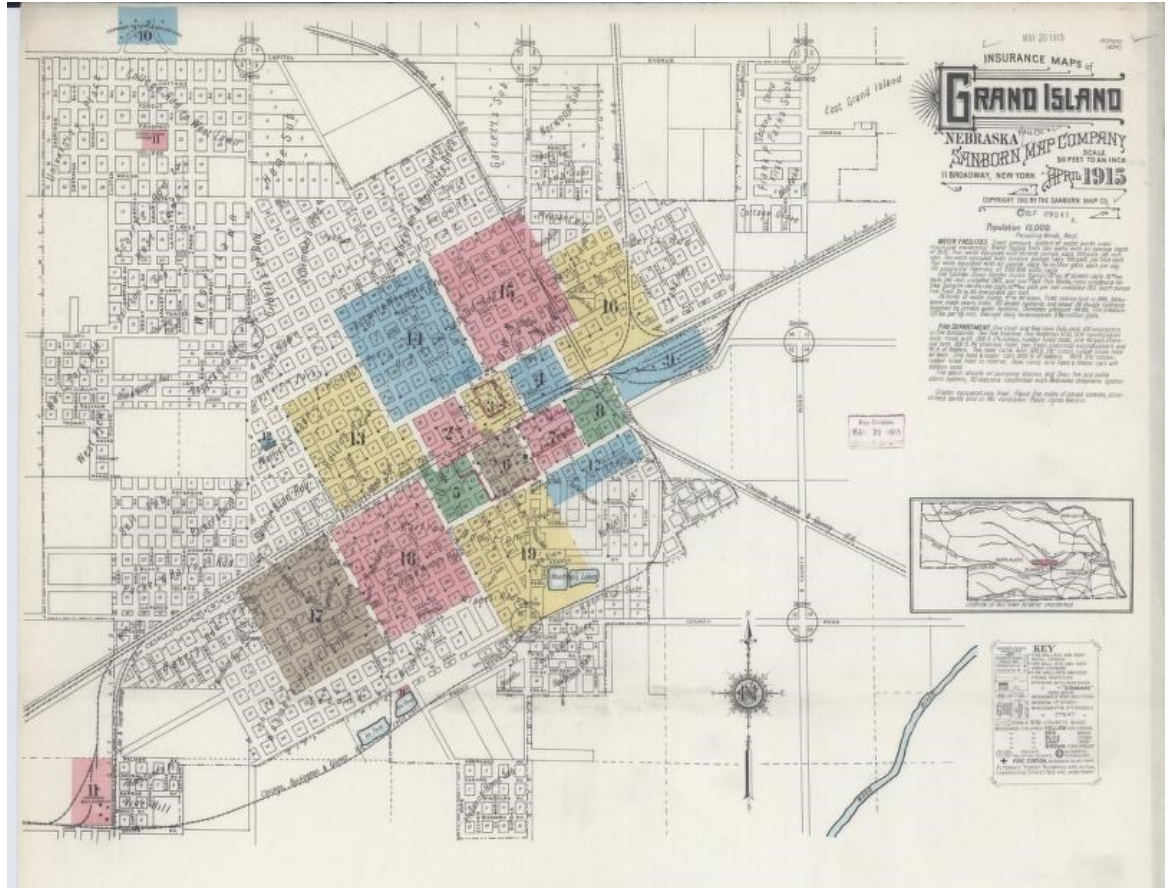
Another great source is photo collections that are available from a variety of on-line libraries. For my model railroad, I find myself gravitating to the “Western History” Collection at the Denver Public Library, but there are many additional collections out there. Photos of the actual right of way also help – these can be a combination of photos from photo collections or your own personal reconnaissance (if you are lucky enough to be able to travel to and access the right of way). Another option is to search video sites (like YouTube) and look for drone flights over the right of way to get a feel for the terrain.

In addition, newspaper archives are very useful. Like Sanborn maps, newspaper archives can be found at the Library of Congress, various state libraries or state universities or colleges. For my model railroad, I use the Colorado Historic Newspapers Collection as an on-line searchable repository for determining what industries and structures would be located along the right of way.

Lastly, if you have the wherewithal, you can also look to acquire books related to your railroad. For my model railroad, this has ranged from the complete Colorado Mountain Railways series to the Mineral Belt series to the Colorado Central Railroad volume by Sundance Publications to being able to acquire copies of passenger car engineering drawings of the Colorado and Southern from the early 20<sup>th</sup> century.

In conclusion, I hope this article has given you some new research avenues for researching your model railroad.

*Typical Sanborn Fire Insurance map. This one just happens to be of Grand Island, site of this year’s MCoR convention.*







# Building a Loconet hub

By Rick Stone

Loconet, the bus that interconnects the components of Digitrax and a couple other DCC networks, has a flexible architecture. Because almost every Digitrax Loconet component has two jacks, many people surmise that it has to be a daisy chain network with each node connecting to two other nodes. Oh, and by the way, that extra jack on the side of a UP5 isn't a Loconet jack; it's a throttle jack but not many people use it.

If you use some Loconet devices that need a single connection like a LocoIO for a control panel or a LocoBuffer to connect to your JMRI computer I've got a solution for you. Maybe you have a peninsula that would be easier to wire if it had its own Loconet bus leg, I've got a solution for you.

For just a few bucks and a visit to the electrical supply you can create a Loconet Hub to make a star architecture in your Loconet.

For parts you'll need:

- 1 @ PVC single gang electrical box (you can pick your mounting method)
- 1 @ 4 port faceplate (commonly called a keystone plate)
- 4 @ 6P6C modular keystone jack (commonly called RJ25)  
Make sure your jacks are the same brand as the faceplate (the mounts aren't all compatible)
- 1 foot or so of Cat5 or telephone cable (solid conductor)



Figure 1 Exploded parts breakdown and 110 punchdown tool

Using the punch down tool that comes with the jacks (or a 110 tool for those of you deeper into telephone and computer network construction) insert the pairs of wire into the first of the keystone jacks. Then give yourself a couple of inches of wire and do the same pairs in the next keystone (If you are using a 110 tool make sure you're using the non-cutting end).






Figure 2 Basic method of wiring



*Figure 3 Completed wiring assembly*

When you have all six wires on all four keystones connected together snap the keystones into the face plate. Attach the faceplate to your box and construction is complete.



*Figure 4 Completed Hub panel assembly*



*Figure 5 Completed Loconet Hub boxes*

To check your wiring connect one of the jacks to your command station then use a short LocoNet cable and your LT1 LocoNet tester (it came with your system and has four tiny LEDs) and test the other three jacks and verify that all four of the LEDs light.




# Adding an Interior to a Commercial Kit

By Steve McKee

This is a building I just finished and took to Turkey Creek Meeting for show and tell.



*The Weller Store opened in 1905 and still stands in Bakersfield, California.. This is the original building.*



This kit has a footprint of 8-1/2" deep, 7-1/2" wide and 6-1/2" tall. It includes laser cut wooden parts. It includes flooring and corrugated metal roofing. You will add detail parts and lighting to your liking. You will enjoy constructing this kit. It will add to your O scale model railroad layout or holiday village dioramas. This was the ad from the maker. This was a fun kit . I added all the lighting. There are 2 led lights inside and one outside. There is also a fluorescent bulb inside to add to the lighting.



*This is my model of the kit. I added lighting and an interior*



*The roofing is held on with a great product called Ultimate Glue you can get at Hobby Lobby. It's a water-based no-smell epoxy. Its the only thing I have found that can hold the metal roofing well.*



*The doorknobs and front wood walkway didn't come with the kit.*



*The roofing is held on with a great product called Ultimate Glue you can get at Hobby Lobby. It's a water-based no-smell epoxy. Its the only thing I have found that can hold the metal roofing well.*



*All the windows have real glass in them. It's microscope slide cover glass. It's thin enough you can cut it easily; just takes a little practice. You can buy it in different sizes right off ebay.*




*Real glass won't yellow or curl on you or distort with age.*



*The finished model.*

There were a couple of issues with the kit. I had to make new decals, the ones provided with the kit fell apart. I sent the manufacturer info on what he needed to fix. He said he would fix the decal issue and he also sent me a missing part, which goes right above the doorway and holds that whole front door area together.

# Volunteers Wanted September 2025



Contact: Chuck Proudfoot  
Co-Chair, “Outside Connections”  
Email: [cpfoot906@gmail.com](mailto:cpfoot906@gmail.com)

Clinicians Wanted, Desire Narrow Gauge Focus

Helpers Wanted:

Train Show Security, Contest Room help,  
Registration Desk, Clinic Rooms Management,  
and other helpers ...

Contact Chuck thru email above ...





# MCoR Member's Pike Registry

The Pike Registry is a free MCoR member benefit for layout owners that would welcome other NMRA member's visits. For more information, contact

[ckeditors@mcpr-nmra.org](mailto:ckeditors@mcpr-nmra.org)

## Indian Nations Division

## Eastern Iowa Division



The Deep River Southern Railroad is a freelanced N-scale layout set in 1958. It's located in a room above the garage and is a 2-level layout designed for operations using Car Cards and Waybills. The layout is wired for DC and can accommodate 4 operators. A manual elevator connects the 2 levels. Scenery is about 90% done.

### Dogwood & Redbud Shortline

The Dogwood and Redbud Shortline is my 7.5"-gauge backyard railroad that is a 550' loop with numerous bridges—two cross a creek and others are for drainage. A Super Mack, Critter, and Speeder provide the motive power and are all battery operated.

Come by, take look, go for a ride, let's operate.

Dave Salamon (918)607-2793 E-mail: [drs\\_rr@yahoo.com](mailto:drs_rr@yahoo.com)



Corn Country Rails is an N-scale layout primary featuring the Rock Island Railroad in the 1950s. The layout depicts a 47 mile stretch of Rock Island's Eastern Iowa single track mainline from Homestead to Grinnell. The multi-deck layout with a helix measures 15 x 20 feet. Additional staging is in an adjacent room. It was designed for operations using four-cycle waybills, train orders, and a 3:1 fast clock. A typical operating session can keep 6-8 operators busy for about four hours with eight mainline trains, two locals, and several extras worked into the schedule. The layout is powered by an NCE DCC system with both radio and plug-in throttles. The scenery is based on rural farming towns and Iowa countryside in the summer months.

Tony Bowen, MMR – Division Superintendent

E-mail: [railroadteacher@gmail.com](mailto:railroadteacher@gmail.com)

YouTube Channel: Corn Country Rails

## Chisholm Trail Division

## Central Missouri Area



### Union Pacific Through the Rockies



My HO layout is a "freelanced/fictional" version of the Union Pacific in the 60's/70's on the Rio Grande's Route thru the Rockies. In a 13'x20' room, the layout is two levels connected by a 5 loop helix. The double track mainline is approximately 300 running feet with two small switching yards. NCE DCC supplies the power for the layout. The equipment roster shows UP F-Units, GP 38's and 40's, and UP/RGSD 40-2T's. Freight cars of all types supply the revenue for the line. You will see an occasional passenger train as well. 60% of the layout is landscaped and on the rest has industries/buildings in place—just not completed scenes. Industries served include coal, grain, fuel, and misc. LTL freight loads.

Terry Ross, Sup.

E-mail: [terryross16@hotmail.com](mailto:terryross16@hotmail.com)



### Clear Creek and Quicksilver RR

The layout is a 1:20.3 indoor/outdoor layout. Outdoors has landscaping that depicts the Georgetown Loop Devil's Gate high bridge. Indoors is a logging theme railroad with basic benchwork and 250 feet of roadbed and still growing. Three locomotives have been converted to battery power with more planned.

Allen Pollock

E-mail: [pollocka@mchsi.com](mailto:pollocka@mchsi.com)

## Western Kansas Division

## Little Rock Area



### Western Kansas Rails

The WKR is an N-scale, sectional layout housed in its own building (but also transportable) depicting Western Kansas. The layout measures 18x24 feet and was designed for simple operations to introduce train show spectators to the idea of operations. The third main features two staging yards, three passing sidings, and nine industries to be served powered by Digitrax DCC with radio throttles. The scenery is based on life in Western Kansas with real business names and mostly scratch-built structures, including the signature structure of the Dodge City Pride Ag Co-Op grain elevator that measures nearly 6-feet in length and dominates the skyline. Operating sessions are available.

Robert Simmons – Div. Sup.

E-mail: [trainman55@hotmail.com](mailto:trainman55@hotmail.com) Phone: (620) 521-3591



### Missouri Pacific RR – McRae Subdivision

The fictional subdivision of the MoPac is a shelf type HO model railroad occupying a 14X20 foot room and operating with CVP EasyDCC. The railroad consists of the town of McRae, Arkansas, and the now abandoned station and the active interchange track (known as Hog Thief Crossing) with the fictional Argenta, St Joe and Northern Railroad. McRae and Hog Thief Crossing account for extensive traffic, especially during strawberry season when huge quantities of strawberries are shipped to all parts of the country. There are 5 lengthy staging tracks to supply 2 daily passenger trains, 4 freights, and 3 locals to keep operators busy running on a fast clock.

David Bogard – Div. Sup. E-mail: [mopac55@hotmail.com](mailto:mopac55@hotmail.com)

## Western Heritage Division

## Gateway Division

A freelanced version of the D&RGW Floresta Branch which ran eleven miles west of Crested Butte to a large CF&I Anthracite Mine and Breaker at Floresta, Colorado. Layout is 14'x24' point to point in On3 which I refer to as 'Poor Man's On3.' I have regularly scheduled operation sessions and welcome new operators.



Bill Grierson, Agent. Omaha, Nebraska, email: [wgrrierson17@gmail.com](mailto:wgrrierson17@gmail.com)

### CB&Q RR-Hannibal Division

The K line. STL--Hannibal & a branch Old Monroe to Mexico, MO are modeled on a DD deck layout 425' of main and a 75' branch in code 83 with DCC controlling 18 trains plus 5 locals & coal & Cattle trains. Featured is a 22' long Cement plant, a quarry 5' W X10'L X 3' D + large foundry & Brick plants. Plus 5 towns with fuel dealers, grain elevators and other small shipper

Hank Kraichely-Div.Sup. to contact:

Email: [hkraichely@sbcglobal.net](mailto:hkraichely@sbcglobal.net)



# MCoR Regional Club Rosters

This roster is created for the benefit of members of the MCoR Region. Clubs (NMRA or Non-NMRA) wanting to be listed contact [ckeditors@mc-or-nmra.org](mailto:ckeditors@mc-or-nmra.org)

- AR, Bella Vista**      **All Scales**  
*Sugar Creek Model Railroad & Historical Society, Inc.*  
PO Box #5452, Bella Vista, AR, 72714  
Information: <http://sugarcreekrailroadclub.com>
- AR, Conway**      **HO Scale**  
*Central AR Model RR Club*  
PO Box #1825, Conway, AR, 72033  
Contact: Daniel Gladstone (501) 269-3030
- AR, Little Rock**      **G, HO, N Scales**  
*Southwest Independent Modular Railroaders*  
3107 West Capitol Avenue, Little Rock, AR, 72205
- AR, Shannon Hills**      **HO, N, O**  
*Crooked Rails Modular Club*  
10701 Shannon Hills Dr, Mabelvale AR 72103. Meetings 10AM Saturday. 40' x 18' traveling layout plus HO, N, and O scale at club. Visitors welcome. Contact David Ware (501-664-1923) or Charles Dempsey (510-917-5790)
- IA, Coralville**      **HO Scale**  
*Hawkeye Model Railroad Club*  
860 Quarry Rd., Coralville, IA 52241. Club entrance SE corner across street from Konami Rest. Meetings: Wednesdays 7-9PM; Visitors welcome; Check website for Saturday Open House. Contact: Tom Persoon, Public Relations Officer, [Persoon06@msn.com](mailto:Persoon06@msn.com); (319)-351-0247. Website: <https://hawkeyemodelrrclub.com/> Facebook: @HawkeyeModelRailroadClub
- IA, Council Bluffs**      **HO Scale**  
*Greater Omaha Society of Model Engineers*  
Contact: Brian Waters, Post Office Box 67, Council Bluffs, IA, 51502; (402) 895-0296 or (402) 491-3692  
Information: [SOME@TheHistoricalSociety.org](mailto:SOME@TheHistoricalSociety.org)
- IA, Des Moines**      **HO Scale**  
*Central Iowa Railroad Club*  
Iowa State Fair Grounds  
Contact: David Briely, PO Box #118, Des Moines, IA, 50301 Phone:(515) 266-8899  
Information: <http://www.facebook.com/centraliowarailroadclub>  
Meets: 1st Tuesday each month; Open House: 4th Friday each month.
- IA, Harlan**      **N Scale**  
*Nishna Valley Railroad Society*  
1303 Eighth Street, Harlan, IA, 51537
- IA, Indianola**      **HO Scale**  
*Warren County Modular Railroaders*  
Transition era. RI and CB&Q  
Contact: John Averill, 14910 92nd Lane, Indianola, IA, 50125; (515) 961-3018  
Iowa's only 100% NMRA club
- IL, Collinsville**      **HO Scale**  
*Columbia Model Railroaders*  
410 Camelot Drive, Collinsville, IL, 62234
- IL, Glen Carbon**      **HO Scale**  
*Metro East Model Railroad Club*  
180 Summit Avenue, Glen Carbon, IL  
Contact: Bill Davis or Bob Gibson  
email: [memrrc@gmail.com](mailto:memrrc@gmail.com)  
Information: [www.trainweb.org/memrc](http://www.trainweb.org/memrc)  
Work/run meetings 6:30PM every Thursday at Club House; Business Meetings first Thursday each month. Visitors always welcome!
- IL, Marion**      **HO Scale**  
*Southern Illinois Train Club*  
PO Box 1633, Marion, IL, 62959
- KS, Augusta**      **HO Scale**  
Augusta Model Railroad Club, 6<sup>th</sup> & School St., 7:30. Information: [info@augustahorrcub.org](mailto:info@augustahorrcub.org)
- KS, Atchison**  
*North East Kansas Model Railroaders*  
12" scale, 1440 N. 6<sup>th</sup> St., Atchison, Sat. 10:00-4:00PM, Sun. 12:00-4:00PM. Information: Otto Wick 913-367-7536
- KS, Cherryvale**  
Leatherock Hotel, 2<sup>nd</sup> floor, 420 N. Depot St., Cherryvale, Information: John R. Dhooghe, [john@cvmrc.com](mailto:john@cvmrc.com) or [www.cvmrv.com](http://www.cvmrv.com)
- KS, Cherryvale**      **All Scales**  
*Parsons Model Railroad Engineers*  
Cherryvale Depot, Cherryvale, KS, 68335
- KS, Ellis**      **HO Scale**  
*Kansas Pacific Model Railroad*  
Ellis Museum, 911 Washington, 10:00AM. Lunch at a restaurant afterward. Information: Tom Robinson, [railway@gbta.net](mailto:railway@gbta.net)
- KS, Frankfort**  
*Frankfort Subdivision*  
416 W. 1<sup>st</sup> St., 10:00-3:00PM. Information: Joe McAtee, [joem@bluevalley.net](mailto:joem@bluevalley.net)
- KS, Dodge City**  
*Western Kansas Rails N-Scale Layout*  
10594 W. Briarwood Dr., Information: Robert Simmons, 620-521-3591
- KS, Great Bend**      **N, HO, O, G, Standard**  
*Golden Belt Model Railroad Association.* Meet first Tuesday of Each Month @ 7:30PM at the First United Methodist Church, Great Bend. Correspondence to 209 E 6th, Ellinwood, KS68526, Jim Loesch,
- KS, Hutchinson**      **N Scale**  
*Kansas Central Model Railroad Club*  
16 E. 3<sup>rd</sup>, Hutchinson, 11:00-4:00PM. Information: [www.kansascentralmodelrailroaders.org](http://www.kansascentralmodelrailroaders.org)
- KS, Lawrence**  
*Lawrence Model Railroad Club*

- Bridge Pointe Community Church, 601 W. 20<sup>th</sup> Terrace. Information: [www.lawrencemodelrailroadclub.org](http://www.lawrencemodelrailroadclub.org)
- KS, Manhattan HO Scale**  
*Manhattan Area Rail Joiners*  
 Contact: Don Clagett, 1223 Pierre Street Manhattan, KS, 66502; (785) 537-7624  
 email: [dClagett@ksu.edu](mailto:dClagett@ksu.edu)
- KS, Olathe HO Scale**  
*MO-KAN Rail Joiners*  
 Contact: Louis Seibel, 1069 North Logan Street, Olathe, KS, 66061; (913) 393-3495 or (913) 927-6850  
 eMail: [L-seibel@comcast.net](mailto:L-seibel@comcast.net)
- KS, Overland Park O Scale**  
*Kansas City Module "O"*  
 Contact: Jack Ferris, 10334 Ash Street, Overland Park, KS 66207  
 eMail: [fhs1955@GMail.com](mailto:fhs1955@GMail.com)
- KS, Olathe**  
*Weekend N-gineers*  
 16624 W. 126<sup>th</sup> St., Olathe, 1:00PM. Information: Ken Clark, [haphheart@swbell.net](mailto:haphheart@swbell.net)
- KS, Overland Park HO Scale**  
*Kansas City Society of Model Engineers*  
 Contact: John Teeple, President, 9539 Perry Lane, Overland Park, KS, 66212; (913) 492-4142  
 eMail: [jsTeep@aol.com](mailto:jsTeep@aol.com)
- KS, Topeka N Scale**  
*Topeka N-Track Associates*  
 At member's home, 7:00PM. Information: Bob Wright, 785-273-7835
- KS, Topeka F/G scale**  
*Northeast Kansas Garden Railway Society (NEKAN-GRS)*  
 1308 SW Caldron Street, Topeka, KS, 66611
- KS, Wichita HO Scale**  
*Wichita Model Railroad Club*  
 PO Box #48082, Wichita, KS, 67201  
 eMail: [WCMR1@cs.com](mailto:WCMR1@cs.com)
- KS, Wichita N Scale**  
*Kansas Area N-Trak*  
 2046 South Elizabeth Street Apartment #1306, Wichita, KS, 67213
- KS, Wichita**  
*Wichita Toy Train Club*  
 130 S Laura, Wichita
- KS, Wichita**  
*Wichita Area Garden Railway Society*  
 At member's home, Information: Nancy Marin, [nanmarin@att.net](mailto:nanmarin@att.net)
- KS, Wichita All Scales**  
*Wichita Area Model RailRoaders (WAMRR)*  
 4323 West Maple Street Wichita, KS, 67206  
 Contact: Lionel A. Smith, Jr., (316) 239-1174 or (816) 518-9050; eMail: [LionelSmith@hotmail.com](mailto:LionelSmith@hotmail.com)  
 Meets 2nd Thursday each month 11:30AM Spears Restaurant
- MO, Columbia HO Scale**  
*Columbia Area Model Railroaders (100% NMRA)*
- Missouri United Methodist Church, 204 S Ninth St, or member's homes. Thursday Evenings at 6:30PM.  
 Facebook: Columbia Area Model Railroaders; Contact: Marty Oetting, [martyoetting@gmail.com](mailto:martyoetting@gmail.com)
- MO, Jefferson City All Scales**  
*Capital City Model Railroaders*  
 PO Box #243, Jefferson City, MO, 65102-0243  
 Email: [pollocka@mchsi.com](mailto:pollocka@mchsi.com)
- MO, Kirkwood HO Scale**  
*Kirkwood Railroad Association*  
 Meets every Thursday 7:00 - 9:00PM  
 Contact: Rich Velten, 100 North Sappington Road, Kirkwood, MO, 63122  
 Email: [rmVelten@swbell.net](mailto:rmVelten@swbell.net)
- MO, Kansas City 16" Gauge Park Train**  
*Kansas City Northern Miniature Railroad*  
 NM 60th Street & Waukonis Drive, Kansas City, MO  
 Contact: W. Ohrnell (816) 746-5663  
 Information: [www.KCNR.com](http://www.KCNR.com)  
 Meets 1st Wednesday each month at 7:00pm
- MO, Kansas City HO Scale**  
*Greater Kansas City Model Railroad Club*  
 Contact: Walter L. Ohrnell, 6060 NW Waukomis Drive, Kansas City, MO, 64153  
 eMail: [wOhrnell@kc.rr.com](mailto:wOhrnell@kc.rr.com)
- MO, Kansas City HO Scale**  
*Southern Kansas City Model Railroad Historical Society*  
 8600 Ward Parkway Suite 2030 Kansas City, MO, 64114  
 Contact: Richard Boone Telephone: (816) 996-1534  
 eMail: [rBoone@traintown-kc.com](mailto:rBoone@traintown-kc.com)  
 Meets 2nd Monday each month 7PM Open house Sat. & Sun. 12 to 5PM
- MO, Kansas City N Scale**  
*Weekend En-gineers*  
 8600 Ward Parkway, Kansas City, MO, 64114  
 Contact: Richard Boone: (816) 966-1534  
 eMail: [rBoone@traintown-kc.com](mailto:rBoone@traintown-kc.com)  
 Meets 3rd Sunday at 11:30AM
- MO, Kansas City**  
*Kansas City Narrow Gaugers*  
 Members Homes, Information: Dean Windsor, [On3@worldnet.att.net](mailto:On3@worldnet.att.net)
- MO, Kansas City Standard, G, O, S, HO Marklin, HO, N, Z Scales and Wooden Trains**  
*Union Station Kansas City Model Railroad Society*  
 30 West Pershing Road, Kansas City, MO, 64101  
 Contact: Ted Tschirhart, Telephone: (816) 816-3449  
 eMail: [TedTtschi@kc.rr.com](mailto:TedTtschi@kc.rr.com)
- MO, Liberty**  
*Heartland N-Trak Of Greater Kansas City*  
 131 S. Water St., Liberty, MO, 1:00. Information: Bob Osborn, 816-452-9227  
[www.lawrencemodelrailroadclub.org](http://www.lawrencemodelrailroadclub.org)
- MO, Mexico HO Scale**  
*Mexico Train Works Model Railroad Club*  
 415-B W Jackson Street, Mexico, MO, 65265,  
 eMail: [info@mexicotrains.com](mailto:info@mexicotrains.com),  
 Website: [www.mexicotrains.com](http://www.mexicotrains.com),

Facebook: <https://www.facebook.com/groups/754983012043978/>  
Contact: John Johnson, 573-473-4928 or [rphjohn@hotmail.com](mailto:rphjohn@hotmail.com)

**MO, North Kansas City N Scale**

Missouri Northern Railroad Society, Inc.  
PO Box #12591  
North Kansas City, MO, 64116

**MO, Odessa HO Scale**

Eastern Jackson County Mainliners Model Railroad Club  
"Outlet Mall", Odessa, MO, 64076  
Information:  
[www.EasternJacksonCountyMainlines.com](http://www.EasternJacksonCountyMainlines.com)

**MO, Saint Louis N Scale**

Mississippi Valley N Scalers  
1684 Harbor Mill Dr., Fenton, MO, 63026  
eMail: [mvns@railfan.net](mailto:mvns@railfan.net)  
Website: <http://mvns.railfan.net>  
Facebook: <https://www.facebook.com/mvnsrr>  
Featuring NTRAK and T-TRAK modular layouts

displayed at regional shows.

**MO, Saint Peters**

**HO<sub>n3</sub> Scale**

Modular HO Narrow Gauge Society  
914 Summer Leaf Drive, Saint Peters, MO, 63376

**MO, Savannah**

**G, O, HO Scales**

Green Valley Baptist Model Railroad Club  
11993 County Road 162, Savannah, MO, 64485  
Contact: Nancy Adams (816) 262-0304  
eMail: [GreenPetticoat@yahoo.com](mailto:GreenPetticoat@yahoo.com)

**MO, Springfield**

**HO Scale**

Ozark Model Railroad Association  
424 West Commercial Street, Springfield, MO, 65803,  
Info: <http://www.omraspringfield.org/contact.html>

**MO, Webster Groves**

**2-Rail O Scale (1/4" to the foot)**

Big Bend Railroad Club, Inc.  
8833 Big Bend Blvd., Webster Groves, MO, 63119  
Email: [secretary@BigBendRRclub.org](mailto:secretary@BigBendRRclub.org)  
Information: [www.bigbendrrclub.org](http://www.bigbendrrclub.org)

**NE, Freemont**

**All Scales**

Nebraska Railroad Museum



## Region Resources

### Online Division Libraries in the Region



### Waiting at the Station

Our NMRA Divisions offer numerous articles and clinic presentations in their online libraries. Check out their offerings here:

**Gateway Division**

<http://www.gatewaynmra.org/model-railroad-article-library/>

**Turkey Creek Division**

<http://www.tc-nmra.org/TC-Library.html>

**Indian Nations Division**

<http://www.tulsanmra.org> and click on "Resources"

*Frisco's Texan  
along the Little  
Piney River near  
Arlington, Mo.*

