



The

# Main Line

January 2021



National Model Railroad Association

Mid-Continent Region

The Monthly publication of the **Western Kansas Division**



On the Cover:

Looking across the main yard on Steve Davis' **"Kansas City Southern – 3<sup>rd</sup> Sub"** HO-scale layout. In this issue we continue the coverage of the upcoming 2021 Mid-Continent Region / Lone Star Region combined convention in Tulsa, Oklahoma.

Page 1.....Editor's Musings

Page 3.....2021 Tulsa Union Convention Info

Page 6.....The Real Deal

Page 9.....WKR Update

Page 13.....Steve Davis' KCS – 3<sup>rd</sup> Sub



The OPSIG has a **web site**, you can view it here:

<https://www.opsig.org/>

You can also view the OPSIG **Facebook** page here:

<https://www.facebook.com/OperationsSIG>

## Editor's Musings

As the Chinese say, "The only constant in life is change". It is incredibly hard to make any sort of long-range plans with so much uncertainty in the Country currently. If the course goes in one direction, things might not be so bad, but if we go in another direction, only God knows where we end up. This is not designed to be political, but as the owner of a traveling show layout, I am finding it nearly impossible to make plans beyond the next 30-days, and I know a lot of other people are in a similar situation. The cherry on top is the pandemic and the fear it instills which adds to the loneliness and isolation we all feel.


The only bright spot is the time this affords to make upgrades to the Western Kansas Rails (WKR) layout, so that when we get back on the road, people who have seen the layout previously will have so much more to see and take in. I am also using the time to order more storage cabinets for the shop building and finally getting my hobby supplies organized so I can find items. Stay strong.

"Let not you heart be troubled."

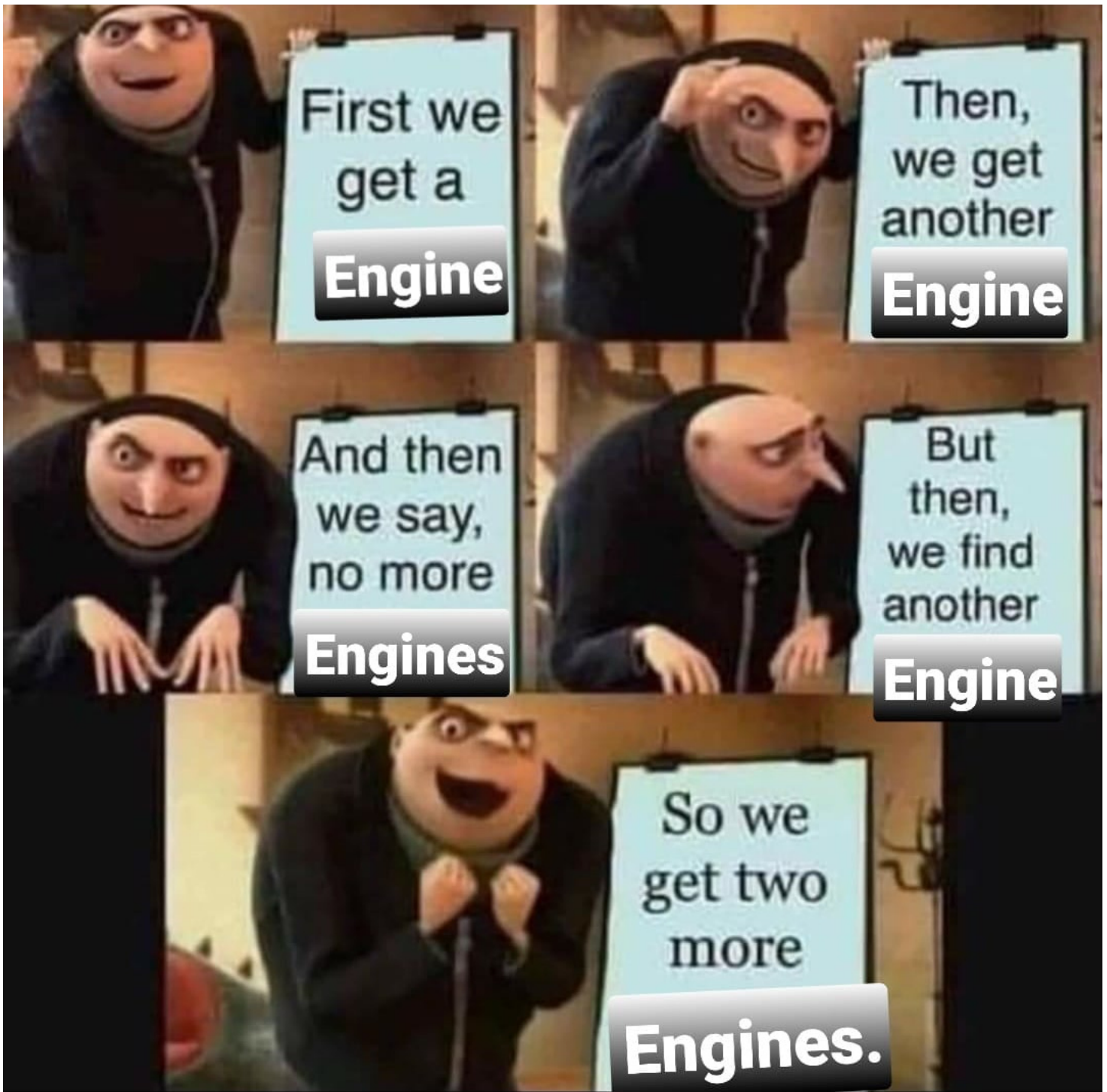
[The Santa Fe Railway Historical and Modeling Society](https://sfrhms.org/)

***The Santa Fe Railway Historical & Modeling Society is an independent non-profit corporation devoted to preserving, studying, and sharing information about the former Santa Fe Railway; from its rich history and fascinating operations, to its distinctive equipment and facilities.***

Visit their web page here: <https://sfrhms.org/>







---

You can follow the activities of the **Western Kansas Division**, NMRA on their Facebook page, just click on the link:

<https://www.facebook.com/Western-Kansas-Division-592835177514577>

---



# 2021 TULSA UNION CONVENTION

Start making plans for **June 17-18-19-20** of 2021 for the  
Tulsa Union Convention in Tulsa, Oklahoma

A first-time collaboration between the **Lone Star Region**, **Mid-Continent Region**, and the **Indian Nations Division** of the **National Model Railroad Association**. We are particularly excited for members of both regions to have the opportunity to meet outstanding model railroaders from another region and learn from featured clinicians from each Region.



The expanding website will provide information for the convention activities including clinics, contests, layout tours, operating sessions, and non-rail activities.

Website Link: <http://www.2021tulsaunion.com/>





Please be sure to check out both the Registration page and the Hotel pages for information on how to register for each.

Take advantage of the early registration by March 1st, 2021 and pay only \$60.00 for Attendees. After, the Attendee fee is \$75.00. With Non-Rail only \$30.00 anytime.

**Clinics!** We will have a range of clinics during the convention, from model building tips to prototype history. We already have a solid list of experienced and well-known Clinicians, preparing some great Clinics for your enjoyment and learning.

**Contests!** Bring your models, bring your photos, show off your work in the Contest Room.

### **Layout Tours and Operating Sessions!**

Various model railroads will be open for visits during the convention. Visit the web site to see each railroad's page, read the details and see a photo tour of the layout. Operating sessions will be available, details will be available soon.

Check back often for updates as the date gets closer. We look forward to seeing you in June of 2021. Ken Ehlers, Co-Chairman, Mid-Continent Region / Indian Nations Division

# A TRUE MODEL RAILROADER:



©2004 Lynn Johnston Productions Inc.



Check out the Spring creek Model Trains website Here: <https://www.springcreekmodeltrains.com/>

Or see them at the **North Texas Council Train Show, Plano, TX.**  
**January 16th & 17<sup>th</sup> 2021**



# Real Deal



On a clear winter afternoon, December 30<sup>th</sup>, I happened by the BNSF yard in Dodge City, KS. And found a gaggle of locomotives so I got a few pictures.



BNSF 3122 is an ex-Burlington Northern EMD GP-50, built in July 1985 as BN 3122



# Real Deal

In August of 1996, BNSF ordered from GE a C44-9W and 998 is the original number.



Also in the yard was some self-identified Knights of Columbus (KOC) graffiti...



**I STILL HEAR THOSE  
VOICES TELLING ME:**



**BUY ANOTHER  
ENGINE**

creatorapp.com

# WKR Update

I rapidly discovered upon moving the WKR into the new metal building last year that there is one major drawback, that unless you build interior rooms (reducing the space / increasing the cost) there is no place to store your stuff.

I purchased months ago four storage cabinets, but there were two problems: not enough space and the shelves were too flimsy and could not hold the weight. (right)



Earlier this month (December) I went to Wal-Mart and purchased two new cabinets (all they had in stock), then ordered four more on-line. (left)



Now I have six new cabinets with stronger shelves and are now along the back wall of the building. I mounted an emergency light to the top of the end cabinet which automatically lights in case the power fails.







# WKR Update

12/25/20 Getting A Christmas Gift Ready For The WKR N-scale Layout...

I bought...I mean my Wife bought me a pair of new Atlas chemical hoppers for Christmas (see the doggie package tag where she expresses her undying love...yeah I wrote that too).



First step is to disassemble then shorten the coupler pins, replace the plastic wheels with metal ones, paint the wheels, trucks, and couplers with "rust". I also add additional weight to the body and re-assemble.






# WKR Update



(Left) Some time ago I decided that all new cars added to the WKR will either have metal wheel sets or be swapped out as these were.

In addition, all wheels, truck side frames, and couplers are to be painted with “Rust” color

(Below) Since the new metal wheels have such low rolling resistance, I have nearly doubled the NMRA Recommended Practice with weight as I have added ½-ounce to the original car weights.



(Below) The finished pair on the WKR layout...







The **Western Kansas Division** has their **You Tube** channel back. You can view the videos at this link:

<https://www.youtube.com/channel/UCzeg0Ap-5R5KzJ-1S4CE-pg>



**My wife sent me to my train room.  
See how unhappy I am?**



You can register for free and receive Model Railroad Hobbyist Magazine each month in your e-mail box Just click on the link below:

<https://model-railroad-hobbyist.com/>



# Kansas City Southern – 3<sup>rd</sup> Sub



The **2021 Tulsa Union Convention** is approaching, and we are offering a series of “peeks” at a few of the magnificent Model Railroad empires in the Tulsa area. This month we preview Steve Davis’ *“Kansas City Southern – 3<sup>rd</sup> Sub”* HO-scale layout.

The KCS – 3<sup>rd</sup> Sub is housed in a metal building and fills most of it. Walking in the door you enter the crew lounge and Dispatcher’s office. Passing through an inner door and turning right you find the main staging area. The layout begins at the lowest level of the helix (above) and continuously climbs to end on the upper staging yard on the top level of the double track helix.

Trains are staged in the yard that extend from the helix around to the entry door. (Right) The track goes around the door frame to the main yard in the main room.





# Kansas City Southern – 3<sup>rd</sup> Sub



The business end of the main yard which is “L” shaped.



The layout features long halls



# Kansas City Southern – 3<sup>rd</sup> Sub

Steve Davis describes his layout in the Official Timetable of the Layout Design and Operations Weekend, “The KCS 3<sup>rd</sup> Sub is located in Coweta, Oklahoma in a 30’ by 52’ metal building. The HO scale layout models the Kansas City Southern Railroad between Watts and Heavener, Oklahoma in 1982.

It is mostly single deck but has a raised “mushroom” section along one portion. Work started in March 2009 so it is still under construction and not fully scenicked [Ed – this was written in 2016]

The layout is a CTC operation (as was the prototype) with signals and a Dispatcher, except on the branch lines. The goal was to follow the prototype as faithfully as possible, so in each the spurs and industries are laid out as per the KCS SLIC, track charts from the era, as well as resources like Sanborn maps. Key bridges and features such as the bridge over the Arkansas River near Gans, OK. And the tunnel on the Ft. Smith branch (the only Railroad tunnel in the state of Oklahoma) are also modeled. The Missouri Pacific crossing and interchange at Sallisaw are modeled with some MoPac traffic.

Operations are likewise based on the actual trains and operations in 1982 as gleaned from lineups recorded by Frank Bryan and other research thanks to the Kansas City Southern Historical Society. Most locomotives are equipped with sound. Switching is with computer-generated switchlists.”

The KCS 3<sup>rd</sup> sub operates with a crew of 11 using Digitrax DCC with radio throttles.





# Kansas City Southern – 3<sup>rd</sup> Sub





# Kansas City Southern – 3<sup>rd</sup> Sub





# Kansas City Southern – 3<sup>rd</sup> Sub





# Kansas City Southern – 3<sup>rd</sup> Sub





# Kansas City Southern – 3<sup>rd</sup> Sub





# Kansas City Southern – 3<sup>rd</sup> Sub



(Above Left) The steps up to the mushroom



(Above Right) Looking back down the hall from the mushroom

(Below) Looking across the back of the mushroom





# Kansas City Southern – 3<sup>rd</sup> Sub



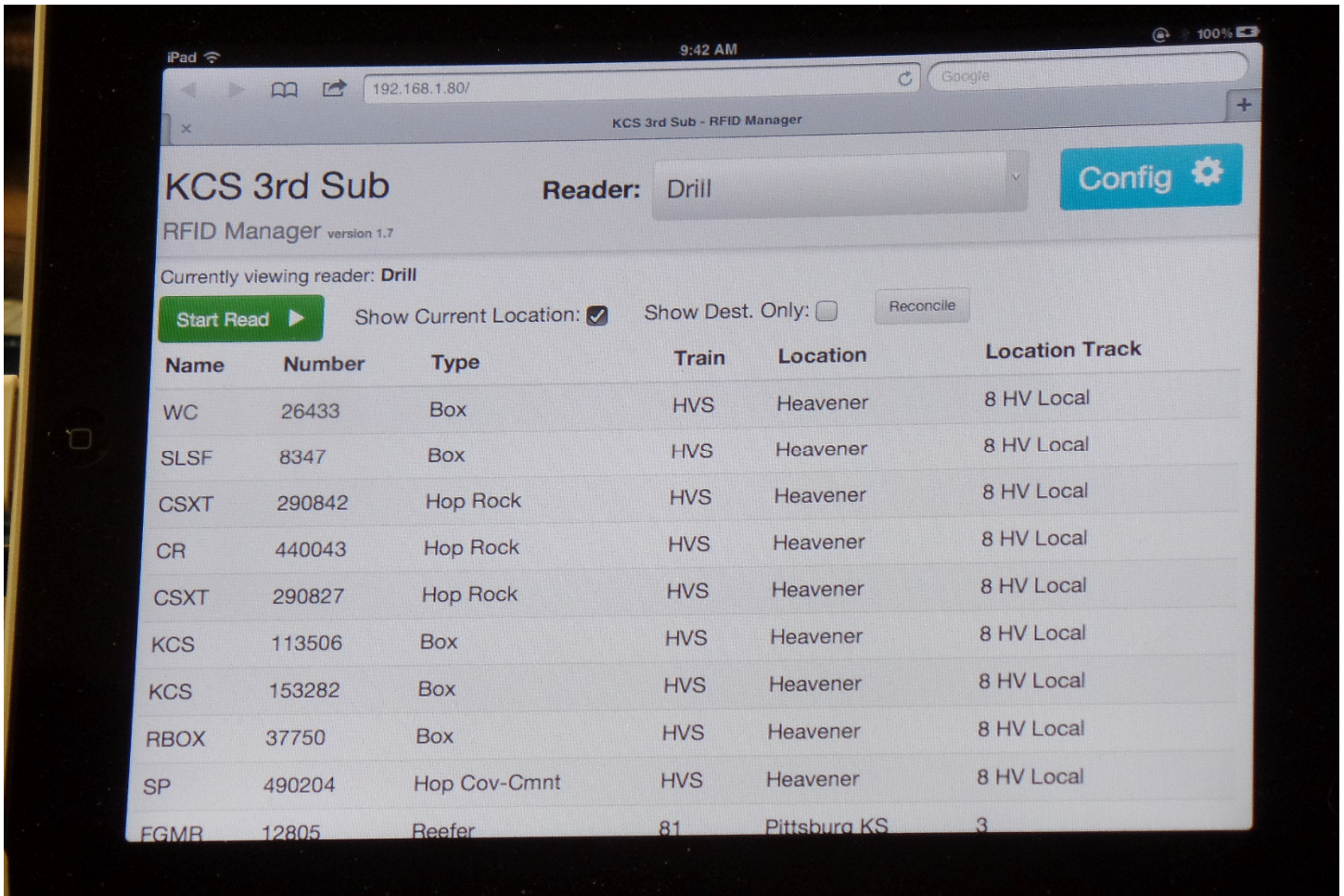
(Left) The left side of the back of the mushroom. I had difficulties switching this area as the switch was locked, you had to call Dispatch to unlock, but only for a specified time. Of course, I had to call Dispatch a couple of time to re-unlock the switch.

(Below) Around the corner is the last part of the mushroom area. At the very end of the hall is the entry to the upper staging yard which leads back to the helix.





# Kansas City Southern – 3<sup>rd</sup> Sub



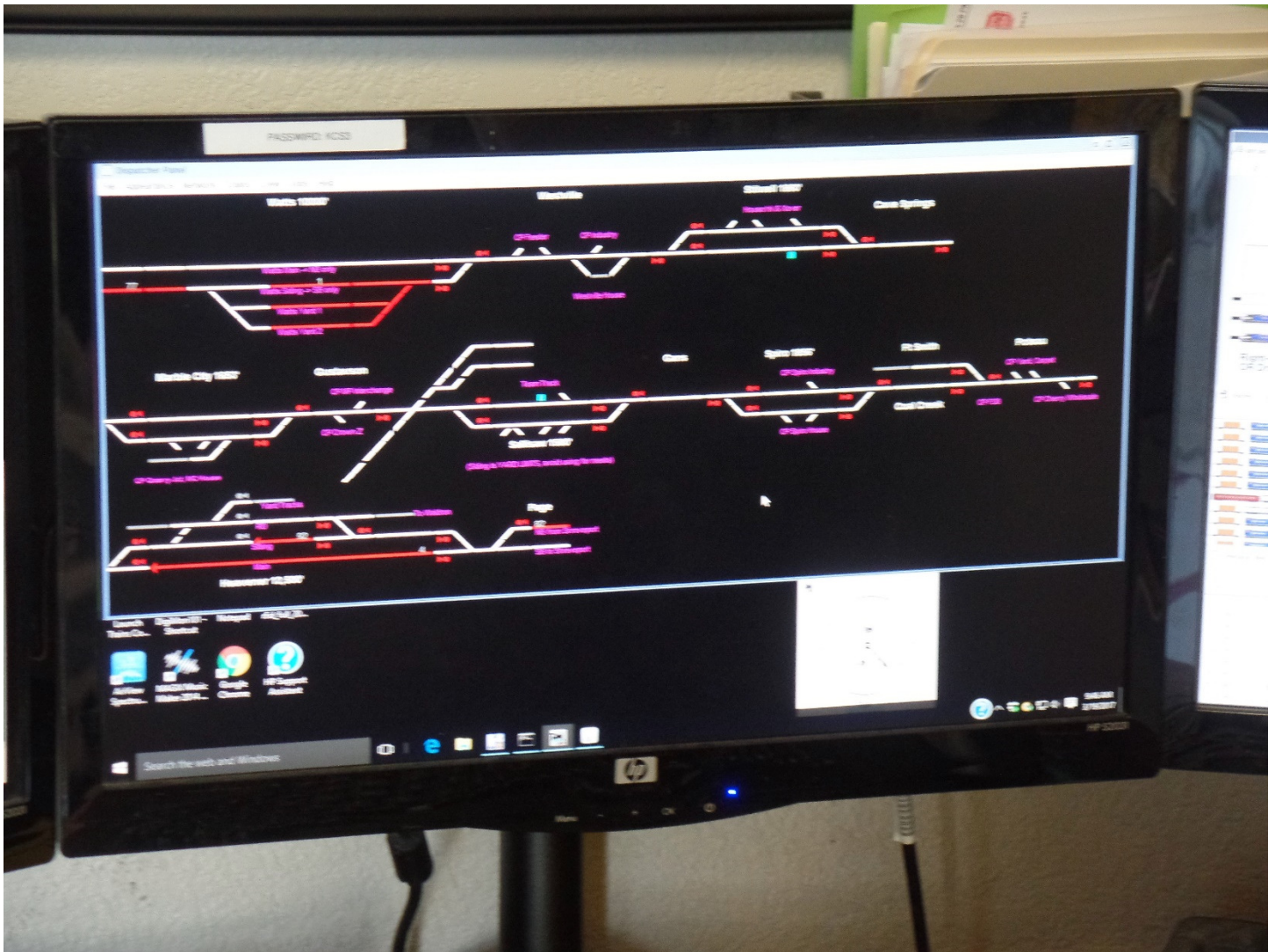
(Above) Steve is a Broadcast Engineer for TV by trade, and so loves electronics. Every piece of rolling stock has RFID tags with readers at the entrance and exit of the main yard. As the trains roll in, the information is displayed in real time on tablets mounted on spring arms.

(Below) The Dispatchers office features four computer monitors and all communication with train crews is by 2-way radio





# Kansas City Southern – 3<sup>rd</sup> Sub



(Above) A close-up view of the Dispatcher's layout diagram.

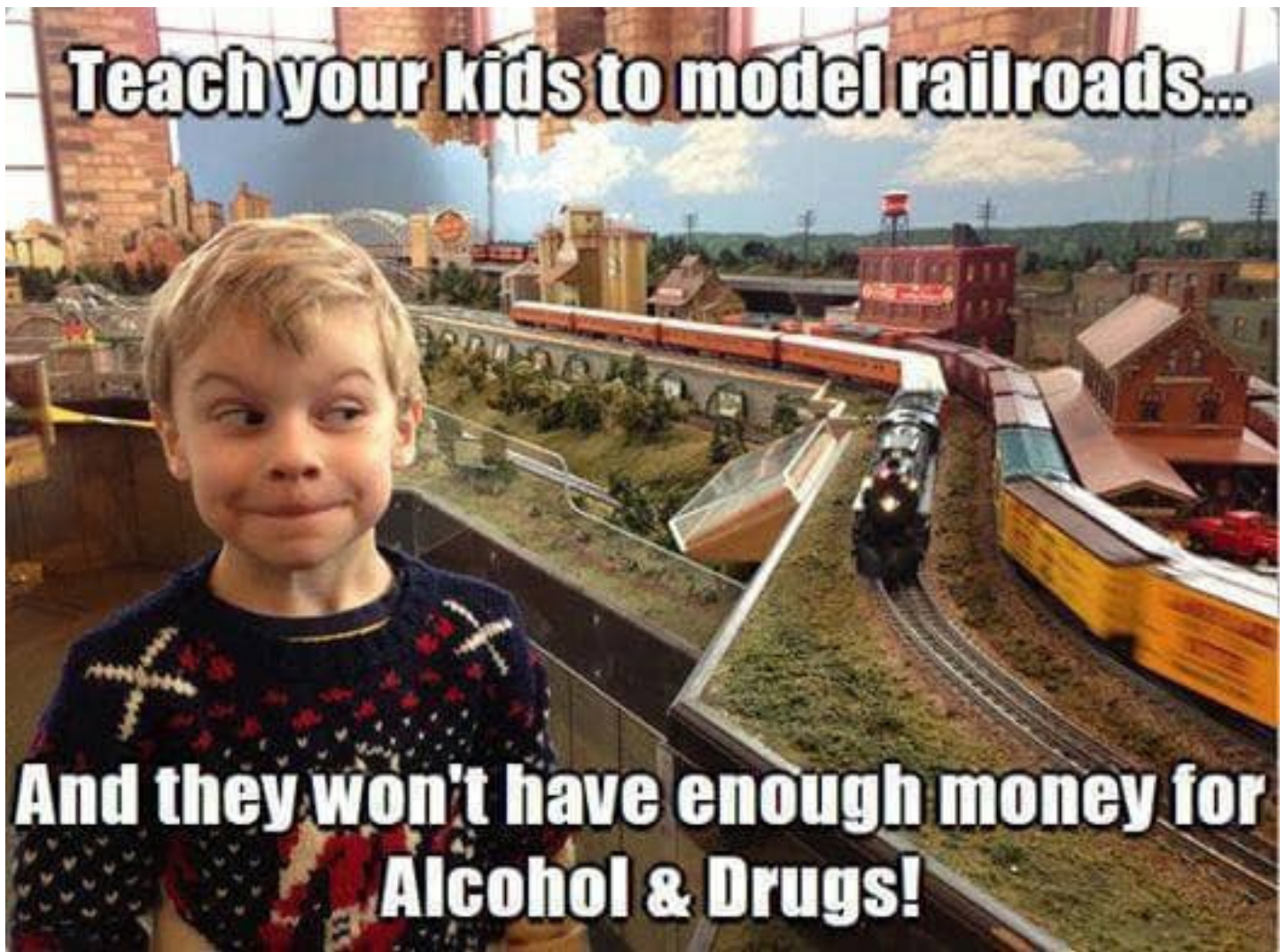
I was fortunate enough to have operated on Steve's layout twice in both the 2016 and 2017 Layout Design and Operations weekend events. If you attend the 2021 Tulsa Union Convention, be sure to tour or operate this layout. I wish to offer a personal Thank You to Steve Davis for making his layout available for others to enjoy.



Here is the link to the Convention website where you can register:

<http://www.2021tulsaunion.com/>





Follow the activities of the **Mid-Continent Region** on their **Facebook** Page:

<https://www.facebook.com/groups/1851848998468077>





**Our mission is to preserve and promote the heritage of the Missouri Pacific Railroad and it's affiliates. This includes the Texas & Pacific, Chicago & Eastern Illinois, Kansas Oklahoma & Gulf, Alton & Southern and many other roads that were part of the MP family.**

**Please consider becoming a member and help us keep this history alive.**



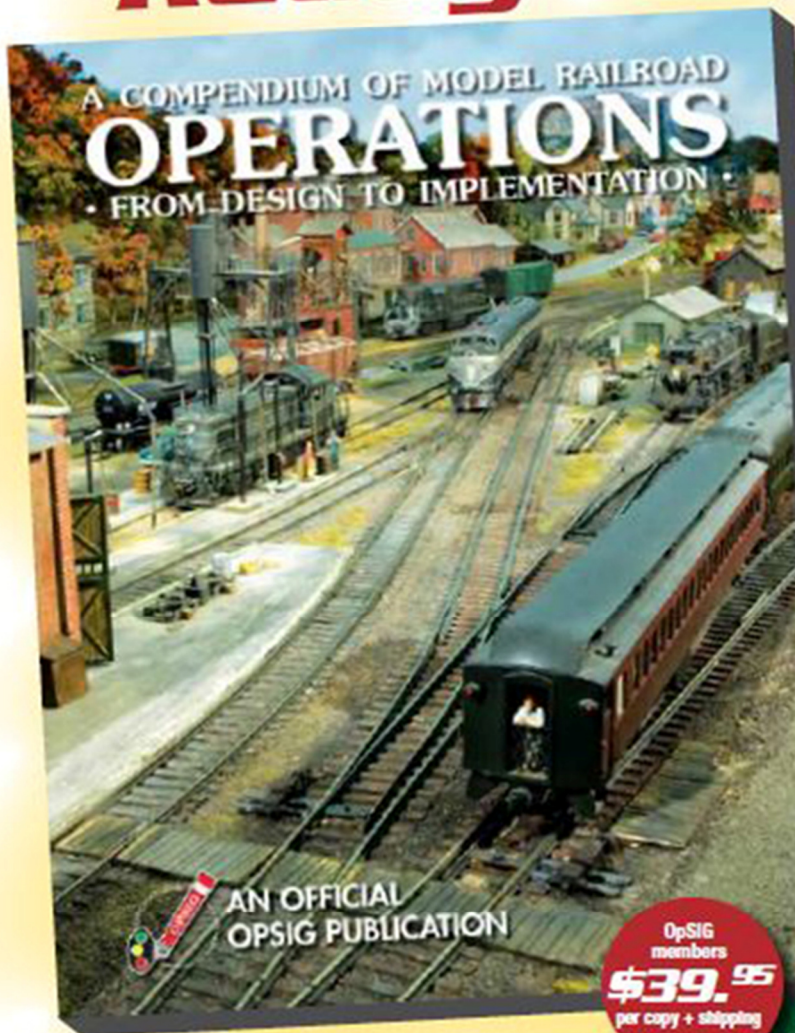
MPHS website: <http://www.mopac.org/>

MPHS Facebook Page: <https://www.facebook.com/MoPacHistorical>



Dispatcher to OpSIG Publication No. 2, you're ...

# Ready to Roll!



All model railroaders, whether expert or beginner, will find a wealth of useful information in the OpSIG's second publication, **A Compendium of Model Railroad Operations - From Design To Implementation**. A complete guide to all things operations, our latest offering covers every aspect of prototype operations and how to apply them to your model railroad—from design and staffing to yards and paperwork, from communications and signals to dispatching and car forwarding—in 310 full-color pages. Written by ten of your fellow modelers and professionals, **The Compendium** contains more than 350 photos, 120 illustrations, and countless tips, pointers, suggestions, and prototype information to help guide you on your journey. A must for any modeler interested in prototype operations, add it to your library today!

OpSIG  
members  
**\$39.95**  
per copy + shipping

Non-  
members  
**\$49.95**  
per copy + shipping

Shipping: US (\$8)  
Canada/Mexico (\$21)  
Overseas (\$28)

For shipping rates on multiple books,  
as well as better international shipping,  
please contact Steve Benezra.

**To Order:** Please mail a check or money order, payable to OpSIG, with number of copies and your mailing address, phone number, and e-mail to:

Steve Benezra  
2737 Thistle Trail  
Hillsborough, NC 27278-9302  
Opsig.editor@gmail.com

For Paypal orders, please add \$1 to the cost of the book and send to [OPERSIG@yahoo.com](mailto:OPERSIG@yahoo.com). Provide your mailing address and telephone number in the subject box.

The OpSIG is a 501(c)3 non-profit corporation. For information on how to join the OpSIG, please visit [www.opsig.org](http://www.opsig.org).



# Date Book

## February 2021

6<sup>th</sup> & 7<sup>th</sup>  
Sat & Sun

**Wichita Train Show & Swap Meet**  
Cessna Activity Center

Wichita, KS.

## March 2021

The 2021 Spring Rocky Mountain Train Show in Denver, Colorado has been cancelled.

## June 2021

17<sup>th</sup> – 20<sup>th</sup>

**Tulsa Union Convention (NMRA)**  
Embassy Suites Hotel

Tulsa, OK.



Interested in the **Union Pacific** check out the **Union Pacific Historical Society**:

<http://uphs.org/>





On the Back Cover:  
A parting look at Steve Davis' KCS 3<sup>rd</sup> Sub HO-scale layout.

## The *Main Line*

Publisher & Editor: Robert A. Simmons

The newsletter of the Western Kansas Division is published monthly for no charge by Robert A. Simmons, Division Superintendent / Director

Copyright 2021, by Robert A. Simmons, all rights reserved

If you have a change of e-mail address, or no longer wish to receive the newsletter, please contact Robert Simmons

[Trainman55@hotmail.com](mailto:Trainman55@hotmail.com) or P.O. Box 157 – Dodge City, KS. 67801 or call (620) 521-3591

Please send all inquiries, ideas, or submissions to: [trainman55@hotmail.com](mailto:trainman55@hotmail.com)