



A close-up photograph of the top of a model locomotive. The locomotive is primarily yellow with grey upper sections. The roof features several large, rectangular, black gridded ventilation or cooling units. A small, white, rectangular detail is visible on the left side of the grey roof section. The locomotive is resting on a blue, textured surface.


In This Issue:

Real Deal.....Page 7


Oddballs.....Page 16

WKR Update.....Page 24

Date Book.....Page 42



Our mission is to preserve and promote the heritage of the **Missouri Pacific Railroad** and its affiliates. This includes Texas & Pacific, Chicago & Eastern Illinois, Kansas Oklahoma & Gulf, Alton & Southern and many other roads that were part of the MP family. Please consider becoming a member and help us keep this history alive.



The MPHS publishes a quarterly magazine called **"The Eagle."** All members receive a copy of this magazine as part of their membership dues.

Copies of this magazine can be purchased through our Company Store.

All memberships include a year's worth (normally four quarterly issues) of **"The**


Eagle" magazine and the following year's calendar. Members will also receive discounted pricing on selected Missouri Pacific books, back issues of The Eagle, previous year's calendars, and other selected items in the Company Store.

"The Eagle" Back Issues



Click here for the **MPHS** website: <http://www.mopac.org/>

For the **MPHS** Facebook page, click here: <https://www.facebook.com/groups/1778975332416533>



IN THE CURRENT ISSUE

Review: Rallo Henry's on Route 66

Showcase Miniatures

by Thomas Knapp, MMR #101

Westport

A West Coast Small Harbor Diorama

by Bob McLaughlin

Digital Scratch Building

by Al Sauer

Once Upon A Waterfront

Part 6: Scratch Build A Storage Shed

by Dennis Murphy

The Short & Nn3arrow

Preston Sand's Alpine Engine House Model, Part 1:
Nn3ers attend 43rd National Narrow-Gauge

Convention; Nn3 on Kauai

by Thomas Knapp, MMR #101

Quick Notes

The 8 Ball Structure Kit

by Dennis Murphy

N-Scale is a bi-monthly magazine devoted exclusively to N scale modeling, detailing, electronics, N'Spiration photos, layouts, scenery, photography, scratch building, painting and weathering, operating dioramas and more.

25 Years of *N-Scale Magazine* on CD

N-Scale Magazine is now available on CD.

Order yours today!



Click here to start reading today: <https://www.nscalemagazine.com/index.html>

Welcome to the National Model Railroad Association

Please View 'In The News' For Current News And Information




Announcing the NMRA Interchange.

An exclusive NMRA Discord server for talking trains. Click to begin.

NMRA Interchange

NMRA's own server on Discord




NMRA members get discounts of up to 45% from over 40 companies. Isn't it time you joined?

[Click here for details](#)

Bear Creek Model RR	Gatorfoam	Logic Rail Tech.	Motrack Models	Rusty Stumps	N-Scale Archite
CatzPaw Innovations	Great Decals	Micro-Mark	MRC	Scale Model Plans	Train Show
Clever Models	Gren Frog Productions	Mine Mount Models	NScale Works	Scalecoat Paint	Tichy Train Grp
CMR Products	HotWire Foam Factory	MinuteMan Models	OK Engines	Scenery Solutions	Train Installati
Deepwoods Software	Jason's Brass Poles	Modelers Decals	Old West Scenery	Showcase Miniatures	TrainMaster TV
Deluxe Materials	K.I.S.S. Method	Model RR Benchwrk	Ram Track	Stepcraft	UGears
Partnership Program	L.A.R.C. Prod Productions	Model Train Catal.	RR-CirKits	Team Track	Unreal Details
Discounts for NMRA Members					USA Airbrush
					WiFi Model RR

Being a member of the **NMRA** entitles you to a multitude of services, all geared toward expanding your enjoyment of the hobby. You'll find most of these services listed below in the "[Why Join](#)" section.

Every month our large, four-color magazine, **NMRA Magazine**, in either print (optional) or digital (included in membership) format, will update you on **NMRA** activities on a Divisional, Regional, and National level. It also includes informative modeling or prototype articles.



Would you like to test drive the NMRA?


Now's your chance! With a Rail Pass membership, you'll have access to one of the world's largest railroad libraries, get reduced rates on special layout or collection insurance, receive 9 digital issues of the NMRA Magazine, and much much more.

Click here for the NMRA website: <https://www.nmra.org/>
For the NMRA Facebook page, click here: <https://www.facebook.com/groups/46322574676>



The principal purpose of the **Operations Special Interest Group** (OPSIG) is to discuss, develop and disseminate ways of operating model railroads to realistically emulate practices of the prototype. This includes sharing information on various methods of generating, and controlling traffic to heighten the feeling that our models are an active and integral part of the national rail transportation network, serving shippers and consignees throughout the nation. We also discuss and communicate information about the methods and procedures used by the real railroads and ways of most practically and realistically adapting them to the model world. So, if you like to operate the railroad you have created, this is a place to learn more and find others with similar interests.

We publish a quarterly magazine, *The Dispatcher's Office*, which in addition to containing articles and information on railroad operations (both prototype and model), contains listings of operating layouts, sessions, and events that members are invited to attend. Back issues are available.



In addition, the OPSIG web site serves as a clearinghouse for publicizing regional operating events and meetings, where layouts are open for guest operations.

Click here for the OPSIG website: <https://www.opsig.org/>



Operations SIG

3.3K likes • 3.8K followers

Message

Liked

Search

Check out the OPSIG Facebook



page here: <https://www.facebook.com/OperationsSIG>

**IT DOESN'T MATTER IF IT'S
DUCT TAPE OR ZIP TIES**



FIXED IS FIXED



Welcome to Spring Creek Model Trains


Whether you are one of our “show” regulars or a first-time visitor, we gladly invite you to come on in and browse around. You can follow us on Facebook by joining our page. We use Facebook and our newsletter to let you know when we have new announcements on the web site and any changes in our show schedule. Our newsletter is also used to send new product announcements and arrivals.



Hours

**Monday – Friday 9:00 a.m.
to 6:00 p.m.**

**Saturday 9:00 a.m. to 3:00
p.m.**



On The Road...

The Next Show We Are Attending

Dave and Deb are at the **Model Train Convention & Expo** in McPherson Kansas at the **McPherson Community Building** on January 13th from 9:00am to 6:00pm & January 14th from 10:00am to 3:00pm.

For the **SCMT** website, click here: <https://www.springcreekmodeltrains.com/>

The **SCMT** Facebook page can be viewed here: <https://www.facebook.com/springcreekmodeltrains>

Real Deal



Driving past the BNSF Dodge City yard on December 20th, we found the RIP track busy with the repair crew swapping out wheel sets on several hopper cars (below).



Real Deal



Back on December 8th, the Dodge City yard had a visitor, BNSF 712. The 712 was constructed in June of 1997 as BNSF 712, a **GE C44-9W**.

The **GE C44-9W** is a 4,400 hp diesel-electric locomotive built by GE Transportation Systems. Keeping in tradition with GE's locomotive series nicknames beginning with the "Dash 7" of the 1970s, the C44-9W was dubbed the **Dash 9** upon its debut in 1993.

Part of GE's "Dash 9" series of locomotives, the Dash 9-44CW shares its frame, HiAd trucks, 16-cylinder 7FDL engine, and 752AH-31 traction motors with the GE Dash 9-40CW. But while the more common 9-44CW offers 4,400 horsepower, software in the 9-40CW's engine-governing unit restricts its power output to 4,000 horsepower.



RMC RECEIVING YARD

All-New Genesis 2.0 EMD SD59M-2s and SD60Ms Arrive From Athearn

Now arriving from Athearn Trains are EMD SD59M-2 as part of its premium Genesis 2.0 product line in two different Union Pacific lettering schemes.



RMC PERSPECTIVE

Suspension of Disbelief

The hobby of model railroading is much like theater, and there are many simple things you can do to improve the experience of visiting your layout.



RMC EXTRA BOARD

O Scale Pennsylvania Railroad Nassau Division

This freelanced O scale empire recalls Pennsylvania Railroad heavy electric action in central New Jersey at mid-century.

Click this link to start reading today:

<https://rrmodelcraftsman.com/>



RMC EXTRA BOARD

Build Boston & Maine SW1 1109 in HO

Adding details, paint, and weathering to a Waltbers model to recreate a specific Boston & Maine diesel switcher.



RMC PRODUCT REVIEWS

ScaleTrains' 'Rivet Counter' General Electric AC4400CW Locomotives

Available now from ScaleTrains is its first production of General Electric AC4400CW diesels in HO scale.


Click here for the RMC Facebook



Page: <https://www.facebook.com/modelcraftsman>



The **Katy Railroad Historical Society**, a non-profit organization, was formed in Parsons, Kansas, on October 1, 1977. The purpose of the society is to bring together in close association those persons who have a common interest in the Missouri-Kansas-Texas Railroad, known to many as the Katy. To increase the enjoyment of their interest through appropriate activities including, group trips to points on the railroad, photographic excursions, photo, slide, and video shows, meetings, discussions, and other undertakings of a fundamentally social nature.



Katy Flyer Membership

\$27 /One Year

- ✓ 4 Issues of the *Katy Flyer* Magazine
- ✓ Annual Member Directory

Click here for the KRHS website:
<https://katyrailroad.org/>

For the KRHS Facebook page, click here:
<https://www.facebook.com/katyrailroad>

Trackside Model Railroading™

January 2024
Premium Edition
Volume 12, Number 1

**N Scale Mountain Railroading
in the Pacific Northwest**

**Weathering N
Scale with Acrylic Paints
Railfanning Log Trains in HO Scale**

Trackside Model Railroading

The January 2024 digital magazine is now out!

Click here to start enjoying today: <https://www.tracksidemodelrailroading.com/>

Home Conventions Region Info Divisions and Areas Resources Ask an Expert Operation Lifesaver

Announcements

Thanks to Jim Marlett for making the [January/February 2024 issue of Trails, Rails, & Tales](#) available!

The 2024 First Quarter issue of the [Caboose Kibitzer](#) is available. Thanks to Ray Brady for his work and please send him your articles!

Welcome to the Mid-Continent Region of the National Model Railroad Association

A 501(c)3 non-profit corporation, MCoR includes the southern half of the state of Iowa, portions of Illinois, and the entire states of Arkansas, Oklahoma, Missouri, Kansas and Nebraska. Since 1990, MCoR's leadership has fostered a strong program of developing local divisions with the purpose of bringing the potential for NMRA activity and involvement to a community near you. From only two divisions in 1990 located in metropolitan areas, MCoR now has well over a dozen divisions and over 900 members.

[Click here to join the NMRA or renew your membership!](#)

Upcoming Events

The Winter 2024 Board Meeting has changed to be a zoom only meeting.

Saturday, January 13, 2024, 9 a.m. to noon (CT).

Please ask your area/division director for the zoom call link

There are 17 **NMRA** Regions across the globe, and each Region comprises many Divisions. The **Mid-Continent Region** holds annual conventions, including presentations and clinics, as well as tours to model layouts, prototype tours, and even banquets and swap meets. The Mid-Continent Region has a member newsletter, the "*Caboose Kibitzer*".

Click here to check out the Mid-Continent Region website: <http://mcor-nmra.org/>



Mid-Continent Region, NMRA


The Mid-Continent Region also has a Facebook page:
<https://www.facebook.com/groups/1851848998468077>



CHICAGO & NORTH WESTERN HISTORICAL SOCIETY



The **Chicago & North Western Historical Society** was founded in 1973 by a group of Midwestern railfans interested in the C&NW, along with its predecessor and successor roads. The Society's purpose is to collect, circulate and preserve the history of the C&NW and its predecessor and successor lines; to create and publish a magazine; and to promote fellowship among C&NW fans and Society Members.



North Western Lines is a quarterly publication, which began in early 1974 as a seven-page mimeographed issue, totaling 85 copies. Today it is considered one of the premier historical publications. Each issue contains current news, feature articles, a photo section, and a combination of rosters, technical information, maps, schedules, and modeling information.. A one-year subscription comes with membership and members are welcome to submit news items and articles.

Join us today!

A regular 1-year membership includes 4 issues of the North Western Lines magazine. As a contributing member, you also receive a copy of the current C&NWHs all-color calendar.



For the CNWHS website, click here: <https://cnwhs.org/wp1/>

For the Facebook page of the CNWHS, click here: <https://www.facebook.com/cnwhs>



Doctors Advice For Bad Knees

Try this tonight

<https://mywellness.com/products/product-1/>



Midwest Model Railroad has two goals: make high-quality model trains easier to acquire and make our niche hobby more accessible to everyone. Operating since 2011, we’ve been able to do just that by keeping our operating costs low and passing on our savings to you. You will be hard pressed to find a model train shop more organized and affordable than us—which is especially significant considering the variety of model train supplies available and how quickly costs add up.

HO Scale Model Trains

As the most popular scale, you’ll find yourself spoiled for choice when you shop for HO scale trains. Midwest Model Railroad is your one-stop shop for HO trains and accessories so that you can build the railroad of your dreams. Whether you’re a veteran or a newcomer to the hobby, we provide a selection of HO scale trains that anyone can enjoy.



N Scale Models

We provide a large selection of N scale trains for you to choose from and enjoy; after all, they’re the second most popular scale worldwide. Pick from N scale locomotives ranging from passenger to cargo trains for your preferred setup. N scale model trains and train sets are a bit more friendly for new hobbyists or hobbyists with limited space, as you can lay out more tracks in a smaller area than with the HO scale. Call us today to ask about our N scale trains!

Click here to start shopping today: <https://midwestmodelrr.com/>
 For the MMR Facebook page, click here: <https://www.facebook.com/MidwestmodelRailroad>



Oddballs

Every so often an idea or product just doesn't catch on and is not mass produced.

Baldwin DR-6-4-2000

From Wikipedia, the free encyclopedia...

The **Baldwin Locomotive Works** produced several different **Baldwin DR-6** models of 6-axle passenger diesel locomotives between 1945 and 1948. The series comprised eight individual versions, all of which sold only in small numbers; across all versions, only 39 locomotives were produced. Each version was produced only for a single railroad. Many shared the same Baldwin model number, **DR-6-4-2000**, even though they were rather different; this was because the Baldwin model only encoded the total axles (6), the driven axles (4) and the power output 2,000 hp.



The **Central Railroad of New Jersey** ordered six DRX-6-4-2000 locomotives for its then-subsiary Wharton and Northern, #2000–#2005, which were unusual for North American diesel locomotives in that they had driving cabs at both ends. The first three #2000-2002 had the cab doors on the same level as the locomotive frame and were delivered with an orange roof. The last three had their doors on the cab floor level and were delivered with a dark blue roof. On the CNJ they were known as "Double enders". The cab style was nicknamed "Babyface" and was used by several other Baldwin models. The original paint scheme was a deep, rich blue on the lower part of the locomotive and tangerine on the upper part. The CNJ acquired the units primarily for commuter service and to eliminate turning the locomotives at its Hudson River waterfront in Jersey City, New Jersey (Communipaw Terminal).



Oddballs

Every so often an idea or product just doesn't catch on and is not mass produced.



. Almost all were retired around 1962–63, but #2004 was kept as a stationary heater in Jersey City until mid-1968.





The historical society focused on the Burlington Northern Railroad, the Burlington Northern and Santa Fe Railway, the BNSF Railway and the Montana Rail Link.

The **Friends of the Burlington Northern Railroad (FOBNR)** historical society is incorporated in the state of Idaho. It was chartered to gather, preserve, and share information about the history and the current operations of the Burlington Northern Railroad. In 1996, following the merger between Burlington Northern and Santa Fe, the group voted to follow the Burlington Northern from 1970 to 1995 and the BNSF from 1995 to the present. Then in 2018 we added coverage of the Montana Rail Link.

The Group's quarterly publication, *The BN Expediter*, is the voice of the organization that shares news about the group's activities, BN historical data, and current operations of the railroad. It is currently a 30+ page all-color publication and will grow even larger.



Membership:

- Membership is for one full year.
- Multiple-year memberships are permitted and even encouraged!
- All members get 4 issues of *The BN Expediter*, our quarterly magazine.
- **Regular** and **youth** members can buy our annual BN calendar for \$2 off the regular price.
- **Sustaining** members get our annual BN calendar free and are acknowledged by name in every issue of *The BN Expediter*.

Click here for the **FOBNR** website: <https://fobnr.org/>

For the **FOBNR** Facebook page, click this link: <https://www.facebook.com/fobnr>



Model Railroad
Hobbyist magazine™

mrhmag.com



In this issue:

- [Publisher's Musings: MRH at 15 years old](#)
- [Best of the MRH website this month](#)
- [What's Neat: Ken visits Lombard Hobby, ...](#)
- [Electrical Impulses: Solving brass steamer intermittent shorts](#)
- [Upgrading a Walthers undec'd centerbeam flat](#)
- [Casting your own log buggy cars](#)
- [Savvy Modeler: Modeling a waterfall scene](#)
- [December 2023 news and events](#)

Access back issues page

ALL FREE!



**... over 200 pages of FREE model railroading
how-to information every issue!**

Click here to start reading today: <https://model-railroad-hobbyist.com/>

Click this link for the MRH Facebook page: <https://www.facebook.com/mrhmag>



**...of Modular Model Railroading,
Promoting N Scale Standards,
Starting with *NTRAK* in 1973!**



The purpose of NRail is to promote N Scale model railroading in all forms, all standards wherever N Scale is present. NRail has been the voice of N Scale model railroading for over 45 years. Starting as NTRAK, it created the first national modular standard, provided the vehicle for N Scale to grow to the second most popular scale in North America, was the birthplace of T-TRAK and today is the home of N Scale model railroading. We welcome all N scalers.



Membership Includes:

- One year of the Newsletter (6 issues).
- Monthly ZoomTRAK live broadcasts.
- Support of the National N Scale layouts at major shows.
- Access to the Members Only section of NRail.org (including over 270 issues of the Newsletter).
- Discount on merchandise in the NRail store.

National N-Scale Convention 2024

Tuesday, June 18, 2024 | Wind Creek Bethlehem, PA

Click this link for the NRail website: <https://nrail.org/> - or -

Scroll through the NRail Facebook page, here: <https://www.facebook.com/NRail.org>



Western Kansas Division

1.6K likes • 1.6K followers

Liked

Message

Search

Follow the travels and upgrades of the **Western Kansas Rails** (WKR) N-scale layout, plus the antics of the **Western Kansas Division**, NMRA on Facebook:

<https://www.facebook.com/profile.php?id=100064641403539>

MeWe



[Posts](#) [Photos & Videos](#) [About](#) [Analytics](#) [Schedule](#) [Notifications](#) [Settings](#)

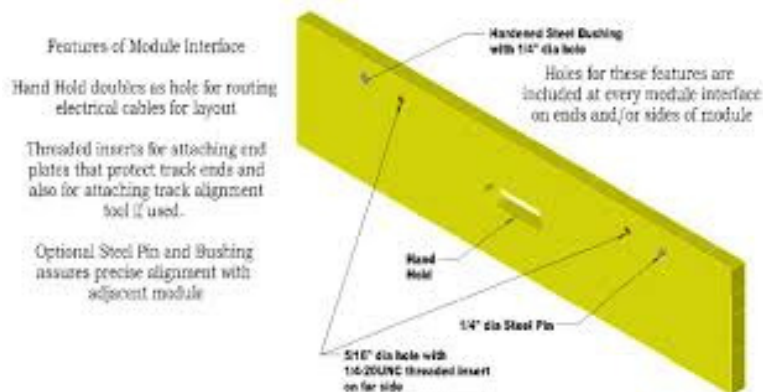
The **Western Kansas Division**, NMRA also has a MeWe page:

<https://mewe.com/westernkansasdiv/feed>

The latest in HO scale modular model railroading

Free-Mo was developed with the idea that a set of standards focusing on module endplates would enable faithful modeling of prototype track plans and operations in a modular environment. The length and track configuration of a Free-Mo module or module set is up to the modeler. Free-Mo takes the boredom out of running trains monotonously around a double or even a triple track mainline. With Free-Mo, less is more.

Free-Mo is not a club or even an organization. Free-Mo is a set of standards for building Prototype Model Train Modules.




Click here to find out more about **Free-Mo** on their website: <http://www.free-mo.org/>

Scroll through the Free-Mo Facebook page: <https://www.facebook.com/groups/218290678222679>



WKR Update



This time of year, many people have received their first train set, or rejoining the hobby near retirement time, so the WKR Paint Department thought we might demonstrate an easy method of giving the radiator and other grills “depth” for new members of the hobby. (Above) This Union Pacific locomotive is a Scale Trains “Rivet Counter” GE unit with DCC and sound. The detailing and performance are fantastic, yet the grill openings don’t give the illusion of “depth”, so we will show a quick, simple, and inexpensive method to correct this.



(Left) We need a few tools, some sort of plastic dish, a small paint brush, a bottle of black or flat black craft paint, and an eraser.

For the eraser, you can use the eraser on the end of a pencil, or we found a stick eraser on Amazon (Right).



(Below) With the loco on its side start removing the handrails gently using a thin tool such as the Xacto knife. Gently pry up each stanchion which will pop out.



WKR Update

(Right) After removing the first side, repeat the procedure on the other side. You do not need to remove the end handrails.




(Left) We need to keep a small amount of water in one end of the pan, so we use a pencil under one end to keep the pan tipped up.

(Right) The brand isn't important, but you want a water-based craft paint such as from Cracker Barrel. This type of paint will adhere to the painted surface of the model, including the crevices, but will be easily removed by light rubbing without disturbing the original paint.




(Left) One drop of black paint near the water is all you need. Here we see the paint brush was dipped in the paint, then in the water, and is then used to dilute the paint near the original drop. You can go back and forth with this procedure until you get a "medium" thin consistency. Too much paint and it will be harder to remove, while too thin will not cover the grills adequately.


WKR Update



(Above) Trying to do this quickly led to excess paint being applied to the grills and surrounds. We were more careful with the dynamic brake grills on the left side. Take your time and effort to keep the paint within the grill area and it will save time later during cleanup.



(Center) We started applying the mix to the upper radiator grills.



(Left) We completed painting the radiator grills on top and this loco also has some grill openings on the upper side of the rear end, so they were treated as well. The same coloring was applied to the other side as well.

With the thinned paint laying in the cervices, it's hard to tell when it is dry, so it's best to set this loco aside to dry overnight. If you have others to do as well, you can continue to the next loco.

WKR Update

Fast forward to the next day with all the paint dried so we continue with the cleanup phase.



(Above) This is one reason we prefer eraser pencils as you can see the fine point which will get into small crevices. We started with the dynamic brake grills behind the cab. Hold the loco firmly with one hand and begin to rub on the grills starting with light pressure until you gain some confidence. You need to make sure your eraser is a smooth type with no grit added as a "Bright Boy" or gritty eraser may rub through the original paint as well.




(Right) We have completed the clean up of the dynamic brake grills. There is no excess paint around the grills, and removing some paint from the outer edges of the grills where the original paint shows through gives the illusion of a deeper grill.

WKR Update



(Left) Now we turn our attention to the radiator grill openings.

(Right) After some scrubbing with the eraser pencil, we have the area cleaned up. In this case, we believe the paint mix was too dark (too much paint, not enough water), so if you choose to do so you can add weathering if you are modeling an older loco, or you can use alcohol on a swab to remove some of it to thin it out.




(Above) Here we have “erased” the top radiator grills and you can see a lot of crumbs from the eraser, these are easily removed.

WKR Update



(Left) The easy way to remove the crumbs is with a short, still-bristled paint brush and gently brush them off, and you can also blow off the stubborn ones.


(Below) The de-crumbed, completed radiator grills.



(Above) Once you have “erased” and “de-crumbed” all the grills, it’s time to reinstall the handrails. You can see the holes where the pins go, so we like to start in the middle and work out to each end. Use tweezers to align the pins with the holes and gently push back in.


WKR Update

(Below) The completed unit and some friends...





Founded in 1984, **UPHS** is an independent, non-profit organization dedicated to preserving and sharing the history of the Union Pacific Railroad. The Society has about 1,900 members. Historians, railfans, employees, and modelers have found the UPHS to be a matchless source of accurate and in-depth material concerning historical operations, traffic, motive power, rolling stock and facilities of the Union Pacific and predecessor companies. Railroad employees, managers, and retirees are welcome.



Publications: The UPHS publishes *The Streamliner*, a professionally produced and beautifully illustrated quarterly journal featuring the finest work of historians and other experts on all aspects of Union Pacific Railroad operations, traffic, management, equipment, and facilities.

In addition to our journal, the UPHS publishes books relating Union Pacific's rich history of traffic, operations, motive power, and rolling stock. Our most recent book is Jeff Asay's *Union Pacific Northwest*, tracing the history of UP in Oregon, Washington, and Northern Idaho. We also have published a history of the early streamliner era 1934-1941 as well as a comprehensive series of prototype photo books of UP steam power.

Model Products: UPHS develops and sells **HO scale** models of UP equipment not otherwise available. We also have published audio recordings of UP steam power.

We invite you to join the **Union Pacific Historical Society!** Join with Union Pacific enthusiasts from all over the world by submitting your one-year membership application.



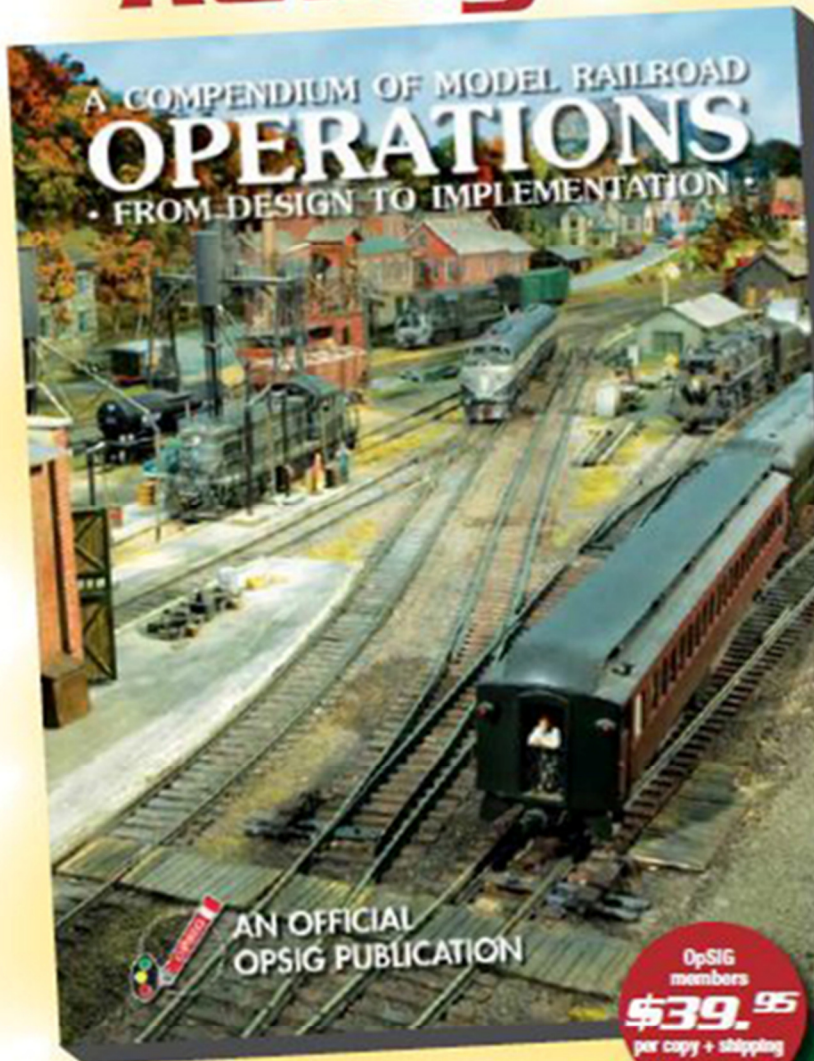
UPHS 2024 Convention

Perris, California, May 8-11

Click here for the **UPHS** website: <https://uphs.org/>

For the UPHS Facebook page, click this link: <https://www.facebook.com/profile.php?id=100069786331658>

Dispatcher to OpSIG Publication No. 2, you're ...
Ready to Roll!



All model railroaders, whether expert or beginner, will find a wealth of useful information in the OpSIG's second publication, **A Compendium of Model Railroad Operations - From Design To Implementation**. A complete guide to all things operations, our latest offering covers every aspect of prototype operations and how to apply them to your model railroad—from design and staffing to yards and paperwork, from communications and signals to dispatching and car forwarding—in 310 full-color pages. Written by ten of your fellow modelers and professionals, **The Compendium** contains more than 350 photos, 120 illustrations, and countless tips, pointers, suggestions, and prototype information to help guide you on your journey. A must for any modeler interested in prototype operations, add it to your library today!

OpSIG members
\$39.95
 per copy + shipping

Non-members
\$49.95
 per copy + shipping

Shipping: US (\$8)
 Canada/Mexico (\$21)
 Overseas (\$28)

For shipping rates on multiple books, as well as better international shipping, please contact Steve Benezra.

To Order: Please mail a check or money order, payable to OpSIG, with number of copies and your mailing address, phone number, and e-mail to:

Steve Benezra
 2737 Thistle Trail
 Hillsborough, NC 27278-9302
 Opsig.editor@gmail.com

For Paypal orders, please add \$1 to the cost of the book and send to OPERSIG@yahoo.com. Provide your mailing address and telephone number in the subject box.

The OpSIG is a 501(c)3 non-profit corporation. For information on how to join the OpSIG, please visit www.opsig.org.



Robert Simmons

@robertsimmons6464 · 979 subscribers · 364 videos

This channel is about Model Railroad in general, and specifically the antics of the Weste... >

Customize channel

Manage videos

Home Videos Shorts Community

Videos ▶ Play all



WKR Operations - Session 2 -
Train 2 - Move 9

158 views · 1 month ago
CC



BNSF Yard Switching - Dodge
City, KS. - 11/09/23

83 views · 1 month ago
CC



Ops 2 Train 1 Move 9

178 views · 2 months ago
CC



WKR Operations - Session 2 -
Train 2 - Move 8 - October 1...

105 views · 2 months ago
CC



WKR Operations - Session 2 -
Train 1 - Move 8

323 views · 2 months ago
CC



WKR Update 10/6/23

241 views · 2 months ago



- 979 subscribers · 364 videos

The Western Kansas Division, NMRA has a **You**Tube channel under Robert Simmons.



WKR Operations - Session 2 -
Train 2 - Move 9

Watch now:

<https://www.youtube.com/watch?v=46IFzkS8w6w>

Check this channel out today:

https://www.youtube.com/channel/UC9EPv8cQ04rRGAYts-734jw?view_as=subscriber



ROCKY MOUNTAIN TRAIN SUPPLY STOCKS 1000'S OF
NEW PRODUCTS IN Z-N-HO-O-G SCALES.

STORE HOURS

MONDAY	10AM-6PM
TUESDAY	10AM-6PM
WEDNESDAY	10AM-6PM
THURSDAY	10AM-6PM
FRIDAY	10AM-6PM
SATURDAY	10AM-4PM
SUNDAY	CLOSED

Colorado's Largest Train Shop

Retail Store Location
6060A West 55th Ave.
Arvada, Colorado 80002
(We are on the West side of the building.)

Click here for the RMTS website: <https://rockymountaintrainsupply.com/>



[News & Info](#)

[Catalog](#)

[Search](#)

[Ordering Info](#)

[Pre-Owned
Equipment](#)



Click here for the NSS website: <https://www.nscalesupply.com/>




Trains

**Model
Railroader**

**CLASSIC TOY
TRAINS**

Classic Trains

**Garden
RAILWAYS**



30-DAY FREE TRIAL



trains.com
UNLIMITED

Unlock access to premium modeling and
railroading videos, articles, and magazines
for all train enthusiasts.

LEARN MORE



Beginners

New to the hobby? We have all the
railroad and modeling basics you'll
need.



Digital Membership

Unlimited members get full access
to our content library. Start your
free trial today



Newsletter

Receive free email newsletters
from the Trains.com family of
brands.

As an Unlimited Member, you'll get complete access to all content on Trains.com from our family of brands, PLUS thousands of issues in the magazine archives, our all-new video series and workshops, live webcams, behind-the-scenes events and tours, and more!

- ✓ Full magazine archives from all five of our publications
- ✓ Unlimited Trains.com Video streaming
- ✓ Unrestricted access to all content on Trains.com
- ✓ Special issue archives
- ✓ Digital Kalmbach Media books
- ✓ Members-only discounts and giveaways
- ✓ Weekly Trains.com member newsletter
- ✓ Free Trains.com Unlimited hat
- ✓ And More!

Click here for Trains.com: <https://www.trains.com/>

Rio Grande

Modeling & Historical Society


The **Rio Grande Modeling & Historical Society** (RGM&HS) founded in 2001 is a Colorado non-profit corporation whose membership consists of diverse group of historians, collectors, railfans, photographers, modelers and railroad employees who have banded together to share one common interest, the Denver & Rio Grande Western Railroad and its predecessors. The fellowship created by this common interest and the opportunity for networking with members and others are the society's greatest assets. Activities to promote this fellowship are geared to serve the wide variety of interests of its members on every facet of the D&RGW as it served as the "Action Road".

The mission of the **Rio Grande Modeling & Historical Society** is to preserve and disseminate historical information about the Denver & Rio Grande Western Railroad for the benefit of our members and to others by locating, gathering, preserving, interpreting tangible items relating to the D&RGW and distributing information, documents, publications thus promoting fellowship and education among persons with interests in the railroad.

Among the RGM&HS

publications we publish is ***The Prospector***, our professionally produced and beautifully illustrated quarterly magazine featuring the finest work of historians and other experts on all aspects of Rio Grande Railroad. We make available individual issues and volume sets of the magazine for purchase from our website—from the current issue to back issues of ***The Prospector*** over the past 20 years back to Volume 1 which was first published in 2002.

Bundle sets of ***The Prospector*** from **Volume 1** through **Volume 20** are available for purchase from our website and will vary by volume between prints or combinations of prints and CD (for out-of-print issues) per volume set. Pricing varies per set based on availability while supplies last.



We invite you to join or renew your membership in the RGM&HS and join other Rio Grande Enthusiasts from all over the world.

Click here for the RGM&HS website: <https://rgmhs.org/>

For the Facebook page of the RGM&HS, click here: <https://www.facebook.com/groups/rgmhs.org>

— 3RD ANNUAL —
**MODEL TRAIN
CONVENTION & EXPO**
— FUNDRAISER —

JANUARY 13-14, 2024

SATURDAY 9-5 | SUNDAY 10-3

**McPherson Community Building
122 E Marlin St | McPherson, KS**

\$7 TICKETS / PERSON • \$5 STUDENT / SENIOR / FIRST RESPONDER

DOOR PRIZES EVERY HOUR
PRIZE FOR
BEST IN SHOW
FOR EXHIBIT AND VENDOR



Questions? Contact us at staff@mcphersoncountymakerspace.org

A portion of the proceeds will go to the McPherson Fire Prevention Fund
This event is sponsored by McPherson Convention and Visitors Bureau



THE WICHITA TRAIN SHOW & SWAP MEET

www.besttrainshow.com

The Best Train Show in Wichita, KS

Sponsored in part by
Chisholm Trail Div. NMRA

Saturday, February 3, 2024 9am-5pm

Sunday, February 4, 2024 11am-4pm

**Cessna Activity Center
2744 George Washington Blvd.**

**Operating Layouts ~ Model Contests
Clinics ~ Over 100 Dealer Tables**

Scouts in
uniform
get in
FREE

HOURLY DOOR PRIZES

Admission \$8 Both Days

\$1 OFF
with non-
perishable
food item

**Military, First Responders, Fire,
Law Enforcement Admission \$1.00 with ID**

Kids 10 & under free with paid adult


Dealers: 8-foot tables *(Call for pricing)*

Call: Phil 316-259-5190 or email:

aylward1@cox.net

2024 GARDEN CITY MODEL TRAIN SHOW

Boot Hill Model Railroad Club



**Garden City, Kansas
Finney County Fairgrounds
West Pavilion**

601 W. Lake Ave Garden City

March 9th & 10th 2024

Saturday 10 am to 5 pm; Sunday 11 am to 4 pm

BIGGEST LITTLE TRAIN SHOW AROUND

**Operating Layouts
Train Vendors
Lunch Counter**

**Admission: \$6 for adults
Children 10 and under free with adult admission**

For more information contact:

Jim Adams
620-290-1054
adamsarabians@hotmail.com

Steve Weidner
620-290-1862
sweidner@ucom.net

Mark Fisher
620-260-5560
markfish@ucom.net

Robert Hahn
620-271-8365
robertlh@wbsnet.org

We ask that all Covid-19 precautions be taken when visiting the show


Check us out at: <https://www.facebook.com/BootHillModelRailroadClub>

Benefitting Manna House of Dodge City

EV STARTER PACK



TECO Show



Model Train Show

January 27-28

Saturday 10-5 Sunday 10-3

Colorado Springs

Event Center Hall B

3960 Palmer Park Blvd

Colorado Springs 80909

ADULT TICKET

Adult Ticket

\$11.00

Date Book

January 2024

13 th & 14 th Sat & Sun	McPherson Train Show McPherson Community Building	McPherson, KS
27 th & 28 th Sat & Sun	Train Expo Colorado (TECO) Show https://tecoshow.org/	Colorado Springs, CO.

February 2024

3 rd & 4 th Sat & Sun	Wichita Train Show & Swap Meet https://www.nmrachisholmtraindivision.org/best-train-show.html	Wichita, KS.
--	--	--------------

March 2024

2 nd & 3 rd Sat & Sun	Lawrence Model Railroad Club Show http://lawrencemodelrailroadclub.org/	Lawrence, KS.
9 th & 10 th Sat & Sun	Boot Hill Model Railroad Club Annual Train Show West Pavilion – Finney County Fairgrounds	Garden City, KS.

April 2024

*** There is NO North Platte Train Show this year ***

13 th & 14 th Sat & Sun	Festival of Trains https://www.festoftrains.com/	Oklahoma City, OK.
27 th & 28 th Sat & Sun	Herrington Railroad Days https://heringtonhistory.org/heringtonrailroaddays/	Herrington, KS.



General

Discussions: 947 Messages: 6,792 Sub-Forums: 1 ▼

Divisions

Discussions: 807 Messages: 5,773 Sub-Forums: 65 ▼

Operations

Discussions: 672 Messages: 3,482 Sub-Forums: 34 ▼

Buildings and Structures

Discussions: 333 Messages: 2,164 Sub-Forums: 16 ▼

Depots & Stations

Discussions: 695 Messages: 3,342 Sub-Forums: 5 ▼

Motive Power

Discussions: 1,059 Messages: 7,036 Sub-Forums: 67 ▼

Freight Equipment

Discussions: 294 Messages: 1,975 Sub-Forums: 13 ▼

Cabooses

Discussions: 307 Messages: 2,079 Sub-Forums: 12 ▼

Passenger Cars

Discussions: 190 Messages: 1,413 Sub-Forums: 8 ▼

Maintenance of Way

Discussions: 89 Messages: 522

Action Photos

Discussions: 76 Messages: 571

Memorabilia

Discussions: 182 Messages: 901 Sub-Forums: 1 ▼

Frisco Folks

Check out the **Frisco** forum: <http://www.frisco.org/shipit/index.php>



On The Back Cover:

The Purchasing Department of the Western Kansas Rails N-scale layout acquired this pair of “weathered” cars. The Car Department had to repair the bulging roof walks and then swapped the plastic wheel sets for new ESM metal sets, plus detailing the trucks and couplers. Both are now in revenue service.

The *Main Line*

Publisher & Editor: Robert A. Simmons

The newsletter of the Western Kansas Division is published monthly for no charge by Robert A. Simmons, Division Superintendent / Director

Copyright 2024, by Robert A. Simmons, all rights reserved.

If you have a change of e-mail address, or no longer wish to receive the newsletter, please contact Robert Simmons

Trainman55@hotmail.com or 10594 West Briarwood Drive – Dodge City, KS. 67801 or call (620) 521-3591

Please send all inquiries, ideas, or submissions to: trainman55@hotmail.com