

The Main Line



The monthly publication of the
Western Kansas Division
March 2024



On The Cover:

Three new additions to the WKR MoPac fleet. During the recent McPherson, Kansas Train Show in January, we came across a three pack of MoPac wood chip hoppers that the MoPac converted from old coal hoppers. Details inside...

In This Issue:

Real Deal.....	Page 6
The Rear View.....	Page 14
Odd Balls.....	Page 20
Wichita Train Show.....	Page 25
WKR Update.....	Page 39
Date Book.....	Page 51



**Western Kansas
Division, NMRA**

31 Followers

Magazine



[Posts](#) [Photos & Videos](#) [About](#) [Analytics](#) [Schedule](#) [Notifications](#) [Settings](#)

MeWe is another social media platform, similar to Facebook, and the **Western Kansas Division, NMRA** has a page. You can keep track of our activities, modeling tips, area train shows, and more, just click on this link:

<https://mewe.com/westernkansasdiv/feed>



Our mission is to preserve and promote the heritage of the Missouri Pacific Railroad and its affiliates. This includes the Texas & Pacific, Chicago & Eastern Illinois, Kansas Oklahoma & Gulf, Alton & Southern and many other roads that were part of the MP family.



Our 44th Annual Convention will be held in Pueblo, CO; October 10-13, 2024


This will be joint with the Rio Grande Modeling & Historical Society

The venue will be the Pueblo Convention Center

The MPHS publishes a quarterly magazine called *"The Eagle."* All members receive a copy of this magazine as part of their membership dues. Copies of the magazine can be purchased through our Company Store.

Click here for the MPHS website: <http://www.mopac.org/>

The Facebook page of the MPHS can be found here:
<https://www.facebook.com/groups/1778975332416533>





RMC RECEIVING YARD

Jim Hediger, Longtime 'Model Railroader' Editor, Dies at 81

Hediger was part of the Model Railroader staff from 1972 until 2015 and built the legendary Ohio Southern Railroad.



RMC EXTRA BOARD

The HO Scale Galeton & Chestnut Lake

The freelanced HO scale Galeton & Chestnut Lake recalls coal and lumber hauling in central Pennsylvania.



RMC EXTRA BOARD

Dummy Third Rail for Modern Transit Scenes

Easy techniques to model an important detail for modern urban scenes, used by many commuter railroad and rapid transit lines alike.



RMC PRODUCT REVIEWS

Otter Valley Trains' HO Scale National Steel Car Gondola

Following the release of its National Steel Car 6,400 cu. ft. gondola in HO scale, OVR Trains has followed this up with the same builder's 6,000 cu. ft. variant.



RMC PRODUCT REVIEWS

Rapido's HO Scale RS-18u and RSC-14

Produced until August 1968, 351 RS-18s were constructed by MLW. Now Rapido is offering two unique versions: The RS-18u and RSC-14.



RMC PERSPECTIVE

The Power of Community

The greatest value imparted by this hobby lies in the community of friends gained by attending events and sharing skills with one another.



Click here to start reading today:

<https://rrmodelcraftsman.com/>



I, **David Zucker**, along with my wife **Debby**, started our hobby store business in 2000. It has been a lifelong dream to own my own model railroad hobby store. We have grown from a 5' x 10' enclosed trailer to a store (which I never thought we could fill) and web-site. Our son Jeff and his family moved back to Deshler and joined us in 2017.

We still love doing the week-end "train shows" as we travel throughout the country and get to meet many of our customers in person. We look forward to serving modelers long into the future.



Show Schedule

Boot Hill Model Railroad Club Train Show – Garden City, Kansas – Finney County Fairgrounds – Saturday March 9th and Sunday March 10th.



Click the link for our website:

<https://www.springcreekmodeltrains.com/>

For our Facebook page, click here:

<https://www.facebook.com/springcreekmodeltrains>



[Forums](#)[Media](#)[Members](#)[Frisco Archive](#)[Support Frisco.org](#)[Links](#)[Search Forums](#)[Recent Posts](#)

Frisco Historical and Modeling Society

The **Frisco Historical and Modeling Society** is an informal group maintaining a non-commercial forum website dedicated to memory of the St Louis - San Francisco Railway commonly known as the Frisco, its people, operations, and equipment as well as to preserve the history of the railroad. The forum allows users to share information and includes many individuals who keep the Frisco alive through model railroading. The passion of our historical and modeling group is reflected in the forum, a very large collection of historical information, photographs, scanned documents, and modeling information. There are no dues, however, donations to maintain the forum are encouraged.



Historical

Operations, Divisions, Depots, Maintenance, Equipment, Locomotives, Freight, Caboose, Memorabilia, Folks, and Modeling

Click here for the Frisco blog:
<http://www.frisco.org/shipit/index.php>

Real Deal



2/5/24...Phillipsburg, Ks. Jerry Bruce writes: “The **5002** former Utah Railway MK5000C, now Kyle Railroad locomotive sits quietly in the yard awaiting her gloomy future...Word is she and her close friend 5001 are scheduled NOT to be on a schedule! (running that is) Chopping block?”

The **MK5000C** is a 5,000 hp North American diesel-electric locomotive developed by MK Rail. At the time of its introduction in 1994, the MK5000C was the most powerful single prime mover diesel-electric locomotive ever made, a title it would hold for only for one year until GE Transportation released its competing 6,000 hp AC6000CW model in 1995.

The MK5000C was powered by the 5000 hp Caterpillar V12 3612 diesel engine. This diesel engine remains one of the largest engine blocks used in rail service in North America. The Cat 3612 features dual turbochargers that are liquid aftercooled.



Real Deal



The **Kyle Railroad 1125** was built by EMD as a **SW1000** for Denver and Rio Grande, number 146 in October of 1966.

The **EMD SW1000** is a model of 4-axle diesel switchers built by General Motors Electro-Motive Division between June 1966 and October 1972. Power was provided by an EMD 645E 8-cylinder engine which generated 1,000 horsepower. This locomotive was built on the same common frame as the EMD SW1500. The SW 1000 was taller than previous EMD switchers, which posed a problem for industrial customers: at many facilities, tight clearances existed, and the SW1000 exceeded them. As a result, most production went to railroads, not industries. A total of 114 EMD SW1000s were built for railroads and industrial operations in the United States.



Thanks to **Jerry Bruce** of McPherson, KS. for the photos.



Rail Pass Trial Membership


Would you like to test drive the NMRA?

Now's your chance! With a **Rail Pass** membership, you'll have access to one of the world's largest railroad libraries, get reduced rates on special layout or collection insurance, receive 9 digital issues of the NMRA Magazine, and much, much more.

Click this link to find out more: <https://www.nmra.org/trial-membership>



The **Chicago & North Western Historical Society** was founded in 1973 by a group of Midwestern railfans interested in the C&NW, along with its predecessor and successor roads. These roads include the Chicago, St. Paul Minneapolis & Omaha; the Minneapolis & St. Louis; the Chicago Great Western; the Litchfield & Madison; the Fort Dodge, Des Moines & Southern; the Des Moines & Central Iowa; and many more. The Society's purpose is to collect, circulate and preserve the history of the C&NW and its predecessor and successor lines; to create and publish a magazine; and to promote fellowship among C&NW fans and Society Members.



North Western Lines is a quarterly publication which began in early 1974 as a seven-page mimeographed issue totaling 85 copies. Today it is published by the Society as one of the premier historical publications with 64 pages and more than 5000 readers. Each issue contains current news, feature articles, rosters, schedules, technical information and modeling articles. Members are encouraged to participate by writing articles and submitting photographs. Each issue of *North Western Lines* contains a regular column "C&NW Happenings" which reports current news events on all lines of the former C&NW and corporate activities as well as train operations, equipment and route map changes.

Your **Chicago & North Western Historical Society** membership gets you quick access to the latest publication of our great *North Western Lines* magazine which we publish four times each year. In addition, on our website for modelers we publish our CNWHS Modeler which features great modeling ideas and projects. You also get discounts on some items in our Company Store such as calendars. A regular 1-year membership includes 4 issues of the *North Western Lines* magazine. As a contributing member, you also receive a copy of the current C&NWHS all-color calendar.

Click here for the CNWHS website: <https://cnwhs.org/wp1/>

For the CNWHS Facebook page, click here: <https://www.facebook.com/cnwhs>

Free-moN

Raising the bar in **N Scale**

N Scale Free-mo

The official website for N scale free-mo modular railroading.

Free-moN is a modular scale railroading standard designed for individual modelers that specifies bench work, track work, scenery and digital control intended to *raise-the-bar* for scale modular railroading in general and, in this case, for N scale modular railroading.



The **Free-mo** standard promotes, and even forces, prototypical appearance and operations by using a single or double tracked mainline running roughly through the middle of the scenery resulting in prototypical point-to-point or loop-to-loop configurations and operation.

Click here for the Free-moN website: <http://free-mon.net/>

For the Facebook page of Free-moN, click here: <https://www.facebook.com/FreemoN.net>



The Latest in Modeling & Railroads



**trains.com**
**GET TO KNOW
THE TRAINS.COM
FAMILY!**

**EXPLORE ALL THE BEST IN MODELING
HOW-TO, RAILROAD NEWS, AND HISTORY.**



Beginners

New to the hobby? We have all the railroad and modeling basics you'll need.



Digital Membership

Unlimited members get full access to our content library. Start your free trial today

Trains

**Model
Railroader**

**CLASSIC TOY
TRAINS**

Classic Trains

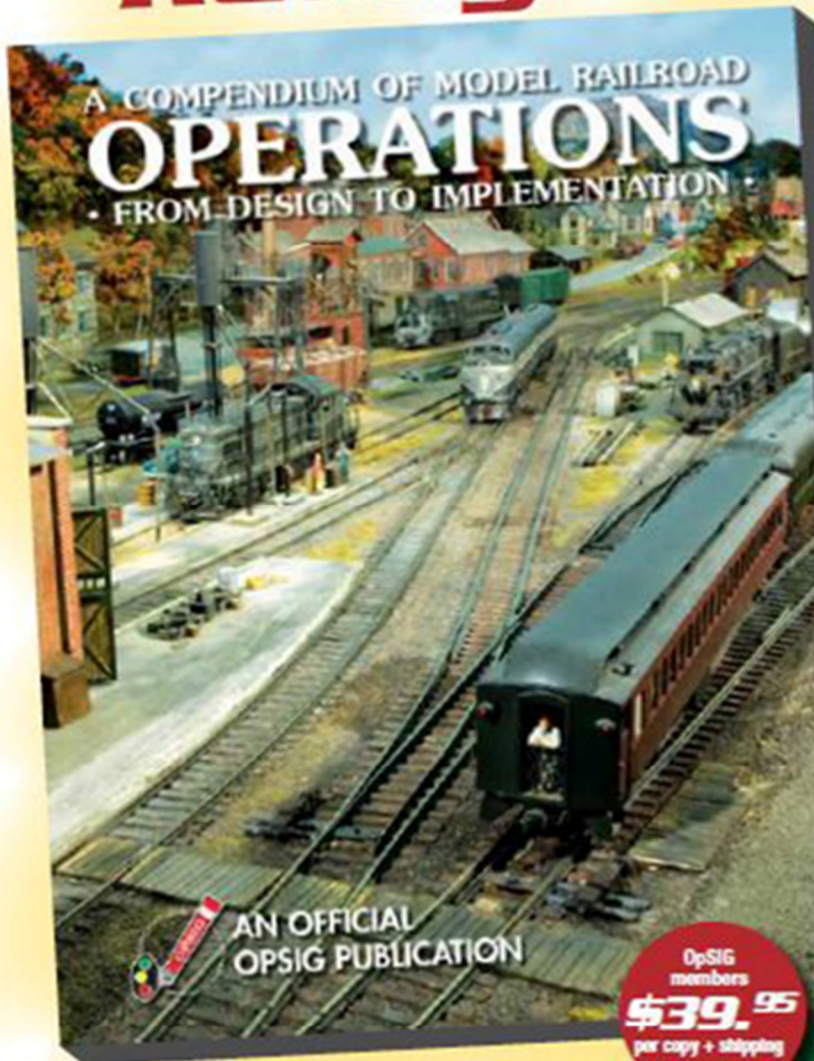
**Garden
RAILWAYS**

 **trains.com
VIDEO**

Click here to start reading today: <https://www.trains.com/>

For the Facebook page of Trains.com, click here: <https://www.facebook.com/KalmbachTrains>

Dispatcher to OpSIG Publication No. 2, you're ...
Ready to Roll!



All model railroaders, whether expert or beginner, will find a wealth of useful information in the OpSIG's second publication, **A Compendium of Model Railroad Operations - From Design To Implementation**. A complete guide to all things operations, our latest offering covers every aspect of prototype operations and how to apply them to your model railroad—from design and staffing to yards and paperwork, from communications and signals to dispatching and car forwarding—in 310 full-color pages. Written by ten of your fellow modelers and professionals, **The Compendium** contains more than 350 photos, 120 illustrations, and countless tips, pointers, suggestions, and prototype information to help guide you on your journey. A must for any modeler interested in prototype operations, add it to your library today!

OpSIG members
\$39.95
 per copy + shipping

Non-members
\$49.95
 per copy + shipping

Shipping: US (\$8)
 Canada/Mexico (\$21)
 Overseas (\$28)

For shipping rates on multiple books, as well as better international shipping, please contact Steve Benezra.

To Order: Please mail a check or money order, payable to OpSIG, with number of copies and your mailing address, phone number, and e-mail to:

Steve Benezra
 2737 Thistle Trail
 Hillsborough, NC 27278-9302
 Opsig.editor@gmail.com


For Paypal orders, please add \$1 to the cost of the book and send to OPERSIG@yahoo.com. Provide your mailing address and telephone number in the subject box.

The OpSIG is a 501(c)3 non-profit corporation. For information on how to join the OpSIG, please visit www.opsig.org.

The Santa Fe Railway Historical and Modeling Society



The **Santa Fe Railway Historical & Modeling Society** is an independent non-profit corporation devoted to preserving, studying, and sharing information about the former Santa Fe Railway, from its rich history and fascinating operations, to its distinctive equipment and facilities.



The Society and its predecessors have been publishing information about the Santa Fe since 1969. The Society offers exceptional publications on the history and modeling of the Santa Fe. From its flagship quarterly magazine, *The Warbonnet*, to its comprehensive books on history, motive power, rolling stock and modeling, the Society is the definitive and authoritative source on all things Santa Fe.

2024 ANNUAL CONVENTION – THE GRAND CANYON, THIRD SECTION

June 28-30, 2024 with Extra Fares on June 26th and 27th! [Updated February 15, 2024]

Albuquerque, NM

Click here for the SFRH&MS website: <https://sfrhms.org/>

For the Facebook page of the SFRH&MS, click this link: <https://www.facebook.com/SFRHMS>

The Rear View



2024 marks the 10-year anniversary of the construction of the Western Kansas Rails N-scale layout, so we will be taking a look in the rear-view mirror to see the changes.

Last month we looked at the construction of sixteen straight sections and four corner sections. Once complete, all were painted white internally and painted flat black on the sides and underside.

Banquet table leg sets were added to each section, a pair on each straight, with a single leg on each corner (due to space constraints).

(Left) This picture displays the difference in height between the standard table legs and the extended versions.

The NTrak standard for height is forty-inches from the floor to the top of the rails. We decided to make it easier to duck under, and so changed the height standard to forty-five-inches.

(Right) A leg set was taken to Home Depot where we found a size of PVC pipe that slipped right over the metal legs. We purchased some sections of pipe, end caps, and screws.

The length of PVC pipe was calculated, pieces cut, end caps glued on, then each is attached to the metal legs with three screws.

Note the sections are ready to join together.





The Rear View



(Above) **The Sippin' & Switchin' Society of North Carolina** loaned us a steel template for their module ends showing the four holes needed for the alignment pins. Here the template is clamped in place and is ready for drilling the holes.

(Below) The four holes are drilled. The Society standard uses $\frac{3}{4}$ -inch metal pipe for alignment pins, but we could not find any in Garden City, so we substituted $\frac{3}{4}$ -inch wood dowels, but the metal pins are better. In this view, two of the wood dowel pins are glued in place.



The Rear View





(Left) The first two sections, numbers 3 and 4 are ready to join. The wooden dowel pins were slightly tapered on the ends so they would slide in easily, but the full diameter of the dowel was near the base of the pin to make sure the alignment was the same each time.

(Right) The two sections are now joined together and c-clamped from below. Before any track was added, the seam was sanded to remove any blemishes and the seam was smooth.

Each section in turn was added to the layout until the circle was complete, then the two interior yard sections were added also.

Using this alignment system allows us to set up quickly without using the small track pieces crossing the seam on each track on each section joint.





Friends of the Burlington Northern Railroad

The **Friends of the Burlington Northern Railroad (FOBNR)** historical society was chartered to gather, preserve, and share information about the history and the current operations of the Burlington Northern Railroad. The group began with about 140 members absorbed from the Burlington Northern Historical Society. In 1996, following the merger between Burlington Northern and Santa Fe, the group voted to follow the Burlington Northern from 1970 to 1995 and the BNSF from 1995 to the present. Then in 2018 we added coverage of the Montana Rail Link.



The Group's quarterly publication, *The BN Expediter*, is the voice of the organization that shares news about the group's activities, BN historical data, and current operations of the railroad. It is currently a 30+ page all-color publication and will grow even larger as the society grows and more members contribute more information.

Membership in the Friends of the Burlington Northern Railroad

- Membership is for one full year.
- Multiple year memberships are permitted and even encouraged!
- All members get 4 issues of *The BN Expediter*, our quarterly magazine.
- Regular and youth members can buy our annual BN calendar for \$2 off the regular price.
- Sustaining members are acknowledged by name in every issue of *The BN Expediter* and get our annual BN calendar free.

Click here for the FOBNR website: <https://fobnr.org/>

For the Facebook page of the FOBNR, click here: <https://www.facebook.com/fobnr>

February 2024 MRH

Have you see this month's new magazine yet?



Click here to start reading today: <https://model-railroad-hobbyist.com/>

Make it run like a

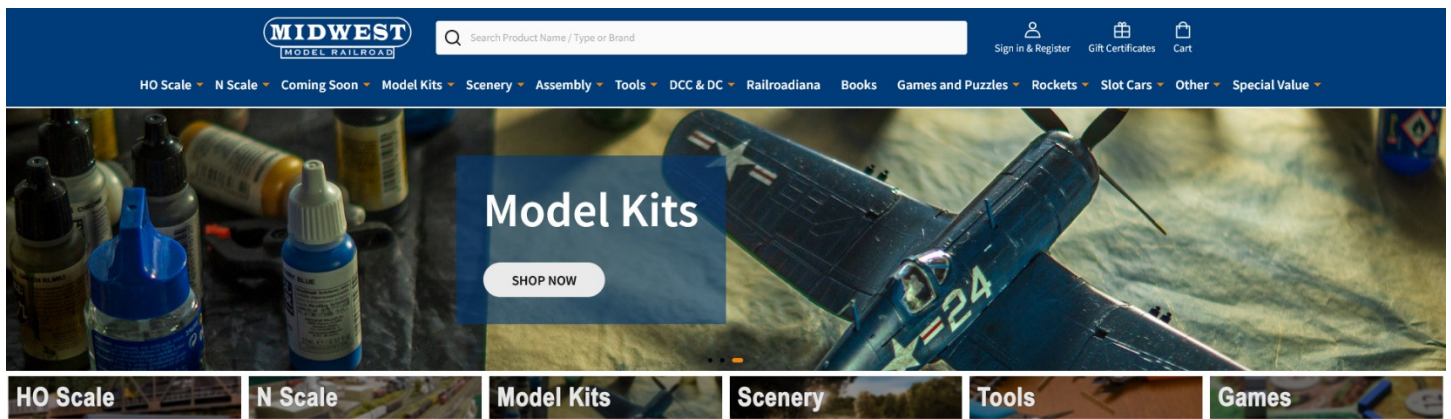
Dream

TRACKWORK BOOK

104 pages *By Joe Fugate*

WINTER SPECIAL

The image shows the cover of the 'Dream Trackwork Book' by Joe Fugate. The cover is primarily black with a large, stylized title 'Dream TRACKWORK BOOK' in orange and white. Below the title, it says '104 pages' and 'By Joe Fugate'. A diagonal orange banner in the top right corner reads 'WINTER SPECIAL'. The central image is a composite: on the left, a small inset shows a model train on a track with the text 'Make it run like a Dream By Joe Fugate TRACKWORK' and an MRH logo; on the right, a larger image shows a person's face in profile, looking at a model train layout with various freight cars and a small green building. At the bottom, it says 'Available from the MRH Store: store.mrhmag.com'.



Model Trains

Midwest Model Railroad has two goals: make high-quality model trains easier to acquire and make our niche hobby more accessible to everyone. Operating since 2011, we've been able to do just that by keeping our operating costs low and passing on our savings to you. You will be hard pressed to find a model train shop more organized and affordable than us—which is especially significant considering the variety of model train supplies available and how quickly costs add up. With a passion for model trains, we want to welcome newcomers to our hobby by making the first steps easy and enjoyable for all.

Midwest Model Railroad | A Model Train Store Built for the Modern Day

HO Scale New Arrivals



InterMountain 453126-01 -
4750 CU FT 3-Bay Rib-Sided
Hopper w/ Stiffener
Burlington Northern (BN)
448944 - HO Scale



InterMountain 453125-06 -
4750 CU FT 3-Bay Rib-Sided
Hopper Illinois Central (IC)
765977 - HO Scale



InterMountain 453125-05 -
4750 CU FT 3-Bay Rib-Sided
Hopper Illinois Central (IC)
765858 - HO Scale



InterMountain 45337-18 -
4750 CU FT 3-Bay Rib-Sided
Hopper BNSF 429710 - HO
Scale



InterMountain 45337-17 -
4750 CU FT 3-Bay Rib-Sided
Hopper BNSF 429685 - HO
Scale



InterMountain 45337-16 -
4750 CU FT 3-Bay Rib-Sided
Hopper BNSF 429592 - HO
Scale

N Scale New Arrivals



InterMountain 69320-07 -
SD40-2 DC Silent Atchison,
Topeka and Santa Fe (ATSF)
5070 - N Scale



InterMountain 69320-06 -
SD40-2 DC Silent Atchison,
Topeka and Santa Fe (ATSF)
5061 - N Scale



InterMountain 69320-05 -
SD40-2 DC Silent Atchison,
Topeka and Santa Fe (ATSF)
5055 - N Scale



Broadway Limited 8157 -
Cryogenic Tank Car Union
Tank Car Co (UTLX) 80045 -
N Scale



Broadway Limited 8156 -
Cryogenic Tank Car Union
Tank Car Co (UTLX) 80043 -
N Scale



Broadway Limited
Cryogenic Tank Ca
Tank Car Co (UTLX)
80056 - N Scale

Click here to visit the Midwest Model Railroad website: <https://midwestmodelrr.com>



Oddballs

Every so often an idea or product just doesn't catch on and is not mass produced.

ALCO DH 643



Bruce Battles Photo

From Wikipedia, the free encyclopedia:

The **ALCO C-643DH**, also known as the **Century 643DH**, was a twin-engine, diesel-hydraulic locomotive, featuring the ALCO 251C prime movers.

It was the first diesel-hydraulic road switcher built in the United States and was designed to directly compete with the Krauss-Maffei ML-4000. It had a C-C wheel arrangement and generated 4,300 horsepower.





Oddballs

Every so often an idea or product just doesn't catch on and is not mass produced.



© R. L. Dengler - Oakland CA 9/68



Only three were built, all for Southern Pacific Railroad in 1964 (#9018–#9020). The Alco C-643DHs joined 21 Krauss-Maffei ML-4000 diesel-hydraulics already on the Southern Pacific's roster. They spent most of their service lives in the flat San Joaquin Valley in California.

Dissatisfaction over the poor performance of diesel-hydraulic locomotives, as well as their use of foreign-made components (the hydraulic transmission was of German Voith design), eventually led Southern Pacific to sell the 3 C-643DHs for scrap in 1973.

None of the 3 examples built survived into preservation.



The **Mid-Continent Region, NMRA** has a website with all the latest information on Region conventions, Resources, tips, and links to Divisions and Division newsletters. **Click this link for the MCoR website:**
<http://mcor-nmra.org/>



Click here for the MCoR Facebook page: <https://www.facebook.com/groups/1851848998468077>

WELCOME TO **NRail**TM

Today, N scale is the second most popular scale in the North America and the Newsletter continues to be a communications channel for N scale. The purpose of NRail is to promote N scale in all forms, all standards in many different environments at many different displays.

Get ready for the National N Scale Convention

Start	Tuesday, June 18, 2024
End	Sunday, June 23, 2024
Location	Wind Creek Bethlehem, PA

BECOME A MEMBER - JOIN US NOW!

Membership in NRail includes:

- **One year of the Newsletter (6 issues).**
- **Monthly ZoomTRAK live broadcasts.**
- **Support of the National N Scale layouts at major shows.**
- **Access to the Members Only section of NRail.org (including over 270 issues of the Newsletter).**
- **Discount on merchandise in the [NRail store](#).**

Click here for the NRail website: <https://nrail.org/>

For the NRail Facebook page, click here: <https://www.facebook.com/NRail.org>

**I would do
anything
for
LOVE...**



**Please
stop
buying
trains!**



**...BUT I
WON'T DO
THAT!!**



Wichita Train Show 2024



February 3rd and 4th, The **Cessna Activity Center** in Wichita, Kansas was the place to be for the Wichita Train Show 2024. The Cessna Activity Center is a well-maintained facility that is very close to **McConnell Air Force Base**.

The **22nd Air Refueling Wing** is the host unit at McConnell AFB. The wing's primary mission is to provide Global Reach by conducting air refueling and airlift when and wherever needed.



It's fun to watch upgraded KC-135's taking off or landing next door as you're walking through the parking lot.



The **Chisholm Trail Division, NMRA** is the host Club for the event and since the Activity Center is divided into two large sections, most of the vendors are in the front section and the layouts are displayed in the rear section. This funnels the spectators through the vendors first, giving them first impressions.

(Right) Just after the doors opened on Saturday, the first families looking for fun worked their way through the vendors and arrived in model train heaven.



Wichita Train Show 2024



The Chisholm Trail Division, NMRA displayed their HO-scale modular layout. It was one of the largest layouts in the show and featured impressive scenery.



Wichita Train Show 2024

Click here for the video: <https://www.youtube.com/watch?v=iIeyOOwS2ik>

Wichita Train Show 2024



Watch the video here:

<https://www.youtube.com/watch?v=ziFy0NOZ8yU>

Wichita Train Show 2024 - Make-N-Take Dioramas




One of the more popular displays was the Make N Take diorama table. They used white bead board cut in ovals as a base with the sides blacked-out with magic marker and a single N-scale curved track piece glued on top.

The table offered a variety of water-based paints, small glasses of water, paint brushes, and several types of scenery materials such as grass and trees.

The scenery materials were held in place with white glue.



Wichita Train Show 2024



The **Kansas Area NTrakers** displayed their N-Trak modular N-scale layout. The layout featured detailed scenery including a scene from the movie *“War of the Worlds”*.



Wichita Train Show 2024

Click here for the video: <https://www.youtube.com/watch?v=rYGydrk8iyY>

Wichita Train Show 2024



The Kansas Central Model Railroaders displayed their Lionel O-27 demo layout featuring remote control tablets which allowed kids to control one of the trains.



Wichita Train Show 2024

Watch the video: <https://www.youtube.com/watch?v=nh0zOd3DB4Y>

Wichita Train Show 2024



Good things come in small packages. One of the most popular layouts was this small, stand-alone N-scale layout.



Watch the video here:

<https://www.youtube.com/watch?v=0EPIuPcu61w>

Wichita Train Show 2024 - A small stand alone N Scale...

Wichita Train Show 2024



The Wichita Toy Train Club displayed two layouts one is this S-gauge layout.



Wichita Train Show 2024 -
Wichita Toy Train Club - S...



Watch the video here:

https://www.youtube.com/watch?v=Yx4VsN7m_DE

Wichita Train Show 2024



The second and much larger layout displayed by the **Wichita Toy Train Club** was this Lionel O-27 modular layout. Around the layout, mounted on the plexiglass are buttons for spectators to push. As each button is pushed, an animation feature was illuminated or began moving, or both.



Watch the video here:

<https://www.youtube.com/watch?v=S3DjxhP7pGk>

Wichita Train Show 2024 -
Wichita Toy Train Club - ...

Wichita Train Show 2024



We usually don't think of them...until we need something, but the Vendors make up a large part of any train show. They pack-up their wares, travel a great distance with no guarantee of reward, invest money in hotels, meals, and fuel, all to bring us the items we wish we had. Here's a big **THANK YOU** to all the vendors displaying in any train show!



Watch the video here: <https://www.youtube.com/watch?v=mxyYXb4y6Ho>

Wichita Train Show 2024 -
Vendors

Wichita Train Show 2024

The Western Kansas Division, NMRA displayed the Western Kansas Rails N-scale sectional layout which depicts scenes found in Western Kansas. The layout features mostly scratch-built structures, code 55 track, scratch-built track switches and is set up for operating sessions.



Wichita Train Show 2024 -
Western Kansas Rails - N...

Watch the video here:

<https://www.youtube.com/watch?v=N27TTsUDIME>



**YOUNG ENOUGH
TO KNOW
I CAN,
OLD ENOUGH
TO KNOW
I SHOULDN'T,
STUPID ENOUGH
TO DO IT
ANYWAY.**


www.facebook.com/OURXPRESSIONS



Katy Railroad Historical Society

The **Katy Railroad Historical Society** was formed in Parsons, Kansas, in 1977. The purpose of the society is to bring together in close association those persons who have a common interest in the Missouri-Kansas-Texas Railroad, known to many as the Katy.

KRHS *Katy Flyer Magazines* and Calendars feature many rare and historic photographs of the Katy Railroad that are great for collecting and research.



2024 KRHS CONVENTION

April 25 – April 28, 2024

St. Louis, Missouri

Click here for the KRHS website: <https://katyrailroad.org/>

For the Facebook page of the KRHS, click here: <https://www.facebook.com/katyrailroad>

The latest in HO scale modular model railroading

Free-mo was developed with the idea that a set of standards focusing mainly on module endplates would enable faithful modeling of prototype track plans and operations in a modular environment. The length and track configuration of a Free-mo module or module set is up to the modeler. Free-mo takes the boredom out of running trains monotonously around a double or even a triple track mainline. With Free-mo, less is more.

Free-mo operates like a permanent or sectional layout but still retains its modularity. Free-mo layouts are operated with a single track mainline in a point to loop, loop to loop, or point to point. Layout sizes can vary to any size conceivable.

Membership

Free-mo is not a club or even an organization. Free-mo is a set of standards for building Prototype Model Train Modules. Some clubs have adopted the Free-mo Standard as their club module standard. Other groups have published their own Standards based off the Free-mo Standard. Some are a copy of the standards posted here, others have added more to their standards; so long as their standards still meet the Free-mo standards they are still Free-mo.



For the Free-mo website, click here: <http://www.free-mo.org/>

For the Free-mo Facebook page, click this link: <https://www.facebook.com/groups/218290678222679>

IN THE CURRENT ISSUE

Review: West Side Cabeese
Showcase Miniatures
by Thomas Knapp, MMR #101

Tribute to Seattle
Part 1
by Tim Jordan

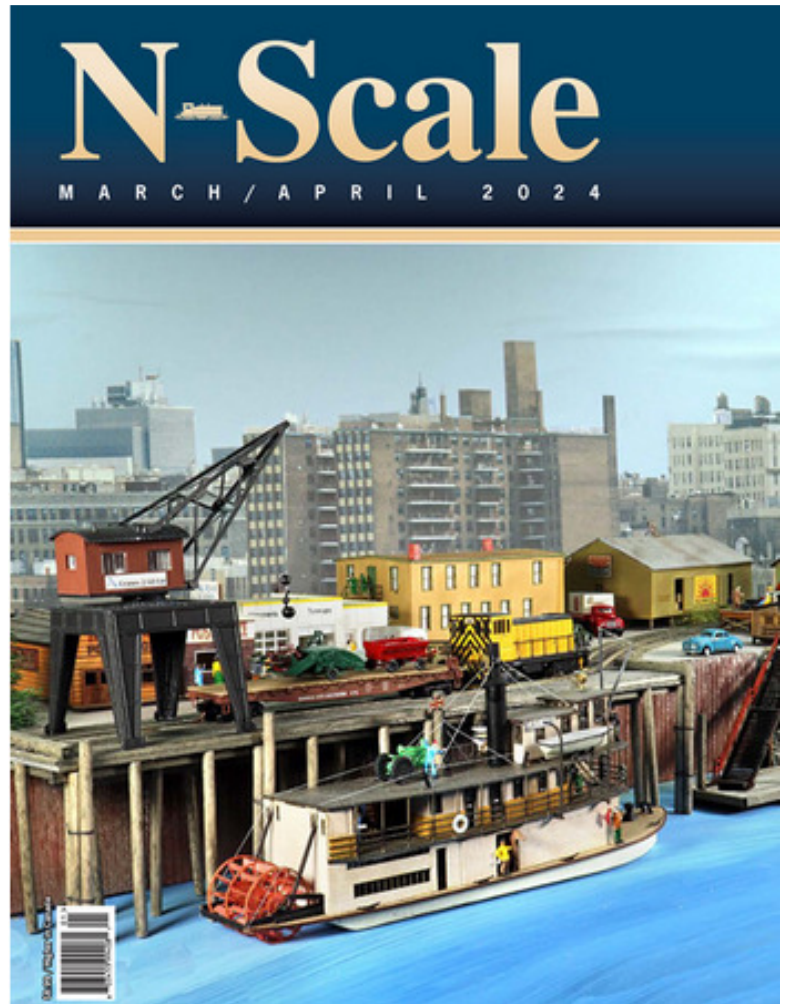
Nashville Chattanooga & St. Louis GP7L
by Ron Bearden

In Pursuit of WOW
Part 20 – Building a City Block Diorama Using Our
Own Custom Printed Ghost Sign Decals
by Dennis Machlica

Introduction to Track Plans
Part 1
by Darrell Maples

The Short & Nn3arrow
Preston Sands' Alpine Engine House Model, Part 2
by Thomas Knapp, MMR #101

Once Upon A Waterfront
Part 7: Building A Faller Portal Crane
by Dennis Murphy



25 Years of N-Scale Magazine on CD

**N-Scale Magazine is now available on CD.
Order yours today!**



Click here to start reading today:

<https://www.nscalemagazine.com/index.html>

WKR Update

Back in January at the McPherson, Kansas Train Show, we were poking around the **Spring Creek Model Trains** display and came across a three-pack from Bluford Shops MoPac wood chip hoppers.

Although these would be a little old for our “modern” MoPac layout, we calculated we could weather them to make them look much older but still in service.



(Above) The three new hoppers right out of the box. These would be older MoPac coal hoppers with extensions on top as wood chips are lighter than coal. These could also be a “pattern” for us to modify some of our MoPac coal hoppers towards our Achievement Program requirements in the future.



When you combine a car with fishing line weights and Tacky Glue, you get a car that tracks better, derails less, and performs more like the real car. The newer cars or modified older cars with metal wheel sets have a much lower rolling resistance, allowing an increase in weight.

These cars from the factory are correctly weighted, but we decided to double the original weight.



WKR Update



(Left) The factory cars come in just over ½-ounce on the scale.



(Right) We added weights until the scale read nearly 1-1/2-ounces.



(Left) The first task is to use a pair of plyers to gently close the weights together (they are designed to clamp on fishing line) to save space. We wish to keep the weights as low as possible, which in this case were the discharge chutes.

We used tweezers to test place the weights in the car and after were satisfied, they were removed, and a layer of Tacky Glue was applied inside the car. The weights were then placed where they were before.

(Right) After we were satisfied everything was where it was supposed to be, a second layout of Tacky Glue was applied to seal everything in.



WKR Update



(Left) We wished to make these new hoppers appear to be remnants of an earlier age, so we got on the internet and looked for photos. We did not find any of these exact cars, but picked out three examples of later cars which gave us three different amounts of “age”.

(Below) Once the glue is mostly dry, we can proceed. If you keep the loads in place, you can skip this step, however if you wish to do “loads in, empties out” as we do during op sessions, we need to paint the weights to match the car color.



(Left) The Paint Shop keeps a good selection of acrylic craft paints on hand, so the Paint Master chose two colors to blend to match the MoPac “Boxcar Brown”.



We use old plastic bags that parts that are stiff enough and are disposable to mix colors. We used the dark brown as a base, then added in small amounts of bright red until the proper match. We test this with a tiny amount applied to the inside of the car then let it dry (colors can change after drying).


(Below) After painting, the weights are not hidden, but less noticeable.



WKR Update

(Right) The Weathering Department took over the project and set-up a work area with a photo of the desired weathering, a small plastic dish with a big drop of dark brown paint and a small amount of water plus a small paint brush.

(Below) The paint is drying, but this is the first and most heavily weathered car 290. We added the paint by dabbing the color on in small patches and went back and added more as some areas were too lightly applied.



(Below) car 549.



WKR Update

(Below) Car 428.



(Below) The next step was to add dark brown weathering powder to the undersides.



(Below) Car 428 shows off its load in place, ageing, painted couplers, cut trip pins, plus painted wheel sets and partially painted trucks. All three cars are now added to the WKR inventory.





STORE HOURS

MONDAY	10AM-6PM
TUESDAY	10AM-6PM
WEDNESDAY	10AM-6PM
THURSDAY	10AM-6PM
FRIDAY	10AM-6PM
SATURDAY	10AM-4PM
SUNDAY	CLOSED



Retail Store Location
6060A West 55th Ave.
Arvada, Colorado 80002
(We are on the West side of the building.)

**ROCKY MOUNTAIN TRAIN SUPPLY STOCKS 1000'S OF
NEW PRODUCTS IN Z-N-HO-O-G SCALES.**

Click here for the RMTS website: <https://rockymountaintrainsupply.com/>



WE BUY USED MODEL TRAINS

Have some old trains stored in boxes in the basement? Wanting to upgrade? Changing era's?
Please bring them into our store.

Please note: At this time we are limiting some of the items we purchase. Currently we are not buying 'Train Set' style HO products (TYCO, AHM, etc), this is the stuff you likely had as a kid. Lionel and O-27 style trains not in boxes will have a much lower value. Condition greatly affects the value. Please email us for more info at sales@rockymountaintrainsupply.com



Click here for N Scale Supply: <https://www.nscalesupply.com/>



The purpose of the **Operations Special Interest Group (OPSIG)** is to discuss, develop and disseminate ways of operating model railroads to realistically emulate practices of the prototype.

This includes sharing information on various methods of generating and controlling traffic to heighten the feeling that our models are an active and integral part of the national rail transportation network, serving shippers and consignees throughout the nation.

We also discuss and communicate information about the methods and procedures used by the real railroads and ways of most practically and realistically adapting them to the model world. So, if you like to operate the railroad you've created, this is a place to learn more and find others with similar interests.

We publish a quarterly magazine, *The Dispatcher's Office*, which in addition to containing articles and information on railroad operations (both prototype and model), contains listings of operating layouts, sessions, and events that members are invited to attend. Back issues are available. In addition, the OPSIG web site serves as a clearinghouse for publicizing regional operating events and meetings, where layouts are open for guest operations.



Click here for the OPSIG website: <https://www.opsig.org/>



Operations SIG

3.4K likes • 3.8K followers



The OPSIG also has a **Facebook** page and send out the *Second Section* email newsletter on a regular basis.

My Railroads and Railroad Directory Feature In the past, the membership application included space to let people enter their personal railroad information, as well as club railroad information. To allow more detail and to simplify the membership application, personal and club railroads are now managed under a new My Railroads feature. To help describe your railroad, there are a lot more fields available to describe your railroad and your operations scheme. You can also add photos of your railroad, as well as links to your social media and websites.

Click this link for the OPSIG Facebook page: <https://www.facebook.com/OperationsSIG/>

When people see my Train collection and think I'm rich



Bro, I'm just irresponsible



The Lawrence Model Railroad Club
The 22nd Annual Train Show and Swap Meet

2024

March 2nd (9am-5pm) & 3rd (9am-3pm)

Admission: Adults **\$8.00** donation & Children 12 and under **free** with paid adult


Bring canned food donations and receive \$1 admission discount per person

Barbwire BBQ Food Truck
Saturday and Sunday

Crown Toyota
3400 South Iowa St, Lawrence, KS
More information at www.lawrencemodelrailroadclub.org

2024 GARDEN CITY MODEL TRAIN SHOW

Boot Hill Model Railroad Club



**Garden City, Kansas
Finney County Fairgrounds
West Pavilion**

601 W. Lake Ave Garden City

March 9th & 10th 2024

Saturday 10 am to 5 pm; Sunday 11 am to 4 pm

BIGGEST LITTLE TRAIN SHOW AROUND

Operating Layouts
Train Vendors
Lunch Counter

Admission: \$6 for adults
Children 10 and under free with adult admission

For more information contact:

Jim Adams
620-290-1054
adamsarabians@hotmail.com

Steve Weidner
620-290-1862
sweidner@ucom.net

Mark Fisher
620-260-5560
markfish@ucom.net

Robert Hahn
620-271-8365
robertlh@wbnet.org

We ask that all Covid-19 precautions be taken when visiting the show

Check us out at: <https://www.facebook.com/BoothHillModelRailroadClub>

Benefitting Manna House of Dodge City



Herington Railroad Days – 2024

Model Railroading and Railroad Memorabilia Show! Over 11,000 sq. ft. of vendor space and operating layouts.

April 27, 2024 – 9 am – 5 pm

April 28, 2024 – 10 am – 4 pm

Herington Community Building, 810 South Broadway

Herington, Kansas

Public Admission by Donation (Suggested \$5 per person).

All proceeds benefit the Herington Historical Society and Museum.

For further information please contact: heringtonrailroaddays@gmail.com

Phone: (316) 258-4500

- **Buy/Sell/Trade Model Trains, equipment, and railroad memorabilia**
- **Operating Model Railroad Layouts**
- **Concessions**

- **Plenty of parking**
- **Visit the Herington Historical Museum and Railroad Baggage Car Annex**
- **Clinics and Workshops**

Long Last!

We have a date & venue!



MID CONTINENT REGIONAL ANNUAL CONVENTION

Thursday, Friday, Saturday
June 13th, 14th, 15th
2024

Location:

Ramada Midtown Conference Center
2503 S. Locust Street
Grand Island, NE 68801
(308)384-1330

They are accepting reservations now. (to get "block price" of \$147.00 plus tax, no later than May 13th) We have a block of rooms.

Activities:

Clinics
Contest Room w/NMRA judging
Layout Tours
Spouses Events
Prototype Activities
Train Show
Door Prizes
Banquet, Saturday Evening

Registration forms and vendor registration forms to follow.
Registrar ... Whit Johnson, email: steam2856@gmail.com

Date Book

March 2024

2nd & 3rd **Lawrence Model Railroad Club Show** Lawrence, KS.
Sat & Sun <http://lawrencemodelrailroadclub.org/>

9th & 10th **Boot Hill Model Railroad Club Annual Train Show** Garden City, KS.
Sat & Sun West Pavilion – Finney County Fairgrounds


April 2024

*** There is NO North Platte Train Show this year ***

6th **Spring Train Show (Tulsa Area)** Kellyville, OK.
Saturday Heartland Toy Train Association – Ricky Custer (405) 612-0690
Creek County Fairgrounds

13th & 14th **Festival of Trains** Oklahoma City, OK.
Sat & Sun <https://www.festoftrains.com/>

27th & 28th **Herrington Railroad Days** Herrington, KS.
Sat & Sun <https://heringtonhistory.org/heringtonrailroaddays/>



Western Kansas Division

1.6K likes • 1.6K followers



Click here for the Western Kansas Division Facebook Page:

<https://www.facebook.com/profile.php?id=100064641403539>



On The Back Cover:

The finished trio of wood chip hopper cars ready for revenue service on the WKR.

The *Main Line*

Publisher & Editor: Robert A. Simmons

The newsletter of the Western Kansas Division is published monthly for no charge by Robert A. Simmons, Division Superintendent / Director

Copyright 2024, by Robert A. Simmons, all rights reserved.

If you have a change of e-mail address, or no longer wish to receive the newsletter, please contact Robert Simmons

Trainman55@hotmail.com or 10594 W. Briarwood Dr.— Dodge City, KS. 67801 or call (620) 521-3591

Please send all inquiries, ideas, or submissions to: trainman55@hotmail.com