



The

Main Line



October 2023

National Model Railroad Association

Mid-Continent Region

The Monthly publication of the



Western Kansas Division



On The Cover: Phase 1 of the detail upgrades on the Robinson Oil scene is complete, details inside...

Features: Real Deal.....Page 6

Oddballs.....Page 16

WKR Layout Update.....Page 24

Datebook.....Page 38

Rio Grande

Modeling & Historical Society




The **Rio Grande Modeling & Historical Society** is a Colorado non-profit corporation whose membership consists of diverse group of historians, collectors, railfans, photographers, modelers and railroad employees who have banded together to share one common interest, the Denver & Rio Grande Western Railroad and its predecessors.

The fellowship created by this common interest and the opportunity for networking with members and others are the Society's greatest assets. Activities to promote this fellowship are geared to serve the wide variety of interests of its members on almost every facet of the D&RGW as it served as the "Action Road".

The mission of the **Rio Grande Modeling & Historical Society** is to preserve and disseminate historical information about the Denver & Rio Grande Western Railroad for the benefit of our members and to others by locating, gathering, preserving, interpreting tangible items relating to the D&RGW and distributing information, documents, publications thus promoting fellowship and education among persons with interests in the railroad.

Among the RGM&HS publications we publish *The Prospector*, our professionally produced and beautifully illustrated quarterly magazine featuring the finest work of historians and other experts on all aspects of Rio Grande Railroad. We make available individual issues and volume sets of the magazine for purchase from our website—from the current issue to back issues of *The Prospector* over the past 20 years back to Volume 1 which was first published in 2002.



Join us today! Your membership includes:

- One year subscription to **The Prospector** (4 issues), the official quarterly magazine of the Society.
- A subscription to the Society's e-mail newsletter, the **Green Light**.
- Members-only emails with advance notice of Society events, programs, and offers.
- Special benefits and features in the Members-only section of the Society's website.

Click here for the **RGM&HS** website: <https://rgmhs.org/>

For the Facebook page of the RGM&HS, click this link: <https://www.facebook.com/groups/rgmhs.org>

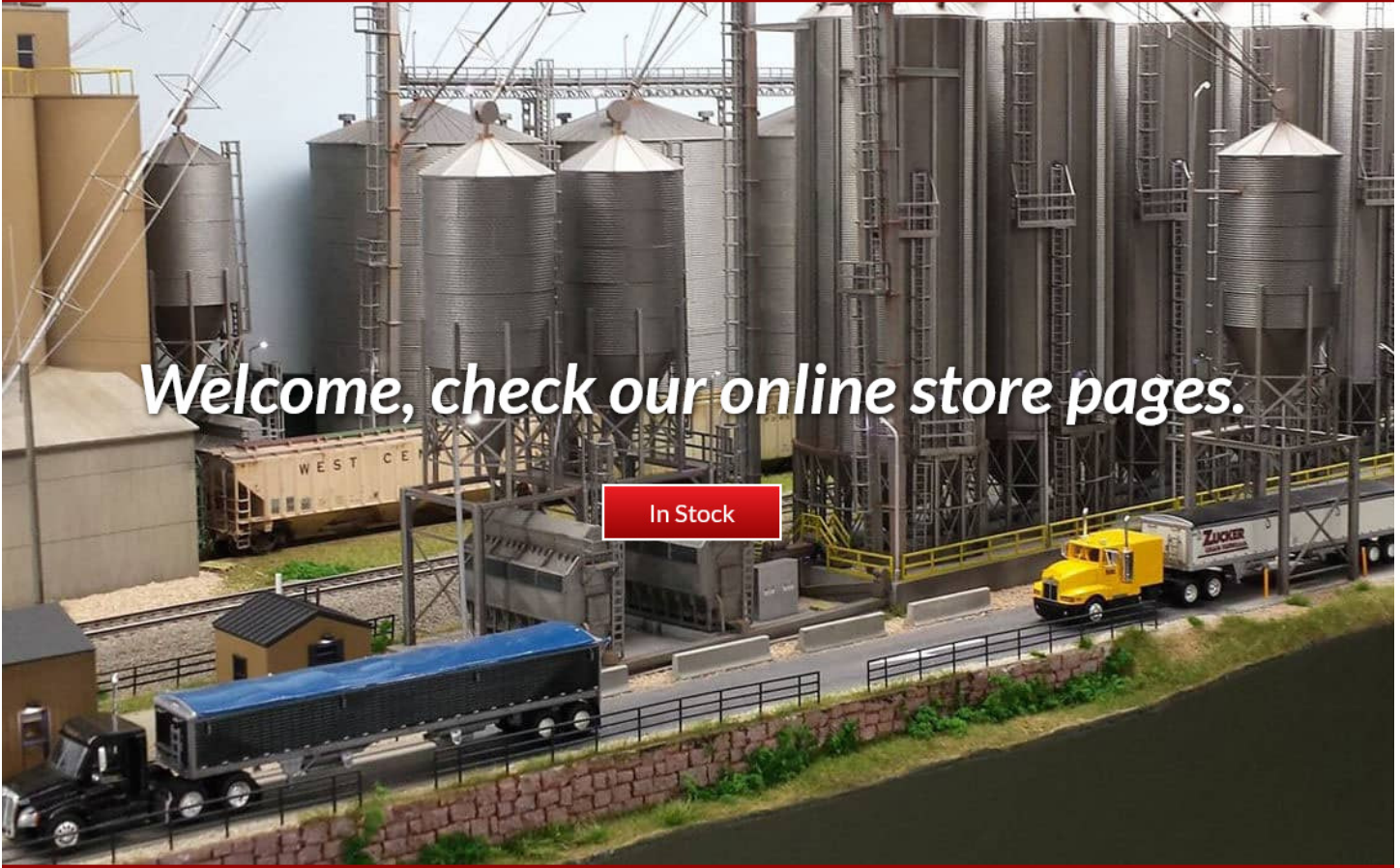
50% OFF

Model Railroader Special Issues

For a limited time, act today!



Click here to start reading today: <https://kalmbachhobbystore.com/>



Welcome, check our online store pages.

In Stock

Spring Creek Model Trains

Whether you are one of our “show” regulars or a first-time visitor, we gladly invite you to come on in and browse around. You can follow us on Facebook by joining our page. We use Facebook and our newsletter to let you know when we have new announcements on the web site and any changes in our show schedule. Our newsletter is also used to send new product announcements and arrivals.

Kansas Show Schedule

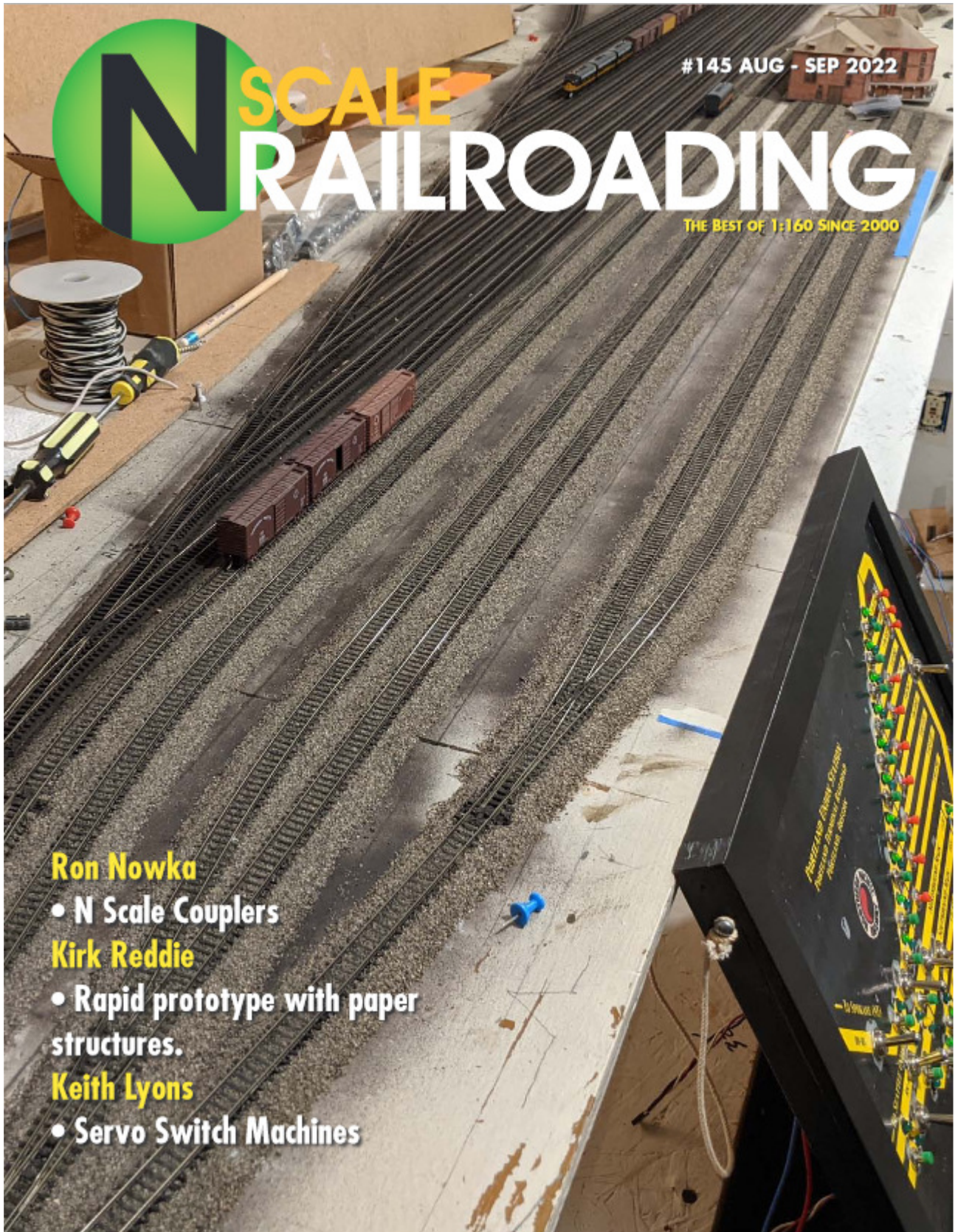
Missouri Pacific Historical Society – Wichita, KS. – Saturday October 7th

Great Train Show – Kansas City, KS. – Saturday/Sunday – October 14th & 15^h

Wichita Toy Train Club – Wichita, KS. – Saturday/Sunday – October 28th & 29th

Visit our web site: <https://www.springcreekmodeltrains.com/>

Click this link to view our Facebook page: <https://www.facebook.com/springcreekmodeltrains>



Ron Nowka

- N Scale Couplers

Kirk Reddie

- Rapid prototype with paper structures.

Keith Lyons

- Servo Switch Machines

Click the link to start reading today:
<https://nsclerailroadingmagazine.com/>

**ONE DOES NOT SIMPLY
STOP BUYING MODEL TRAINS**



Facebook.com/AddictingTrains

**JUST BECAUSE THERE
IS NO MORE ROOM**

Real Deal



(Above) BNSF has been busy making upgrades to the Dodge City, Kansas yard. This view is South of the Depot (on the left) looking East. It appears there are now two new storage tracks. On the right is a huge pile of new and used ties.

(Below) On the East side of the yard, several months ago, they cut in a switch leading to the ADM grain mill, and recently there have been cars spotted there.



Real Deal



(Left) Also on the East end of the DC yard, BNSF has added new tracks for the expanded Cattle Feed producer, which has added a significant increase of tank car traffic.



Jerry Bruce Photo

(Above) Siding near Alexander, Ks. EB 100 hoppers, loads heading towards terminal east of Great Bend...He will be met by WB empties coming from Rush Center this sunny day of September 8th, 2023, here on The Scott City Sub on K&O Line....Jerry Bruce of McPherson, KS.

(Below) WB K&O locals at McPherson handling propane empties Near Conway Underground Storage Facility...Fuels are stored year around there in preparation for Old Man Winters return! Many hundreds of semi tankers haul out of there each year, to be distributed to bulk propane facilities around the country...JB

Jerry Bruce Photo



Real Deal

Note From Clarence Matthews of Lees Summit, Mo.

Robert

This afternoon the 10th empty unit tank train will show up in Dodge City headed for the Seaboard Farms Biodiesel plant in Hugoton. 107 to 109 cars. This has become a steady Unit train making the trip about every 10 days. It runs from Hugoton, KS to Trigo, California. The ingredients for the biodiesel come from the non-edible fat generated by the slaughterhouses, both cattle and swine, in the area.

Seaboard Farms bought the defunct Abengoa Ethanol plant in Hugoton and converted it to a biodiesel plant.

More traffic for the CVR sub.. Clarence Matthews



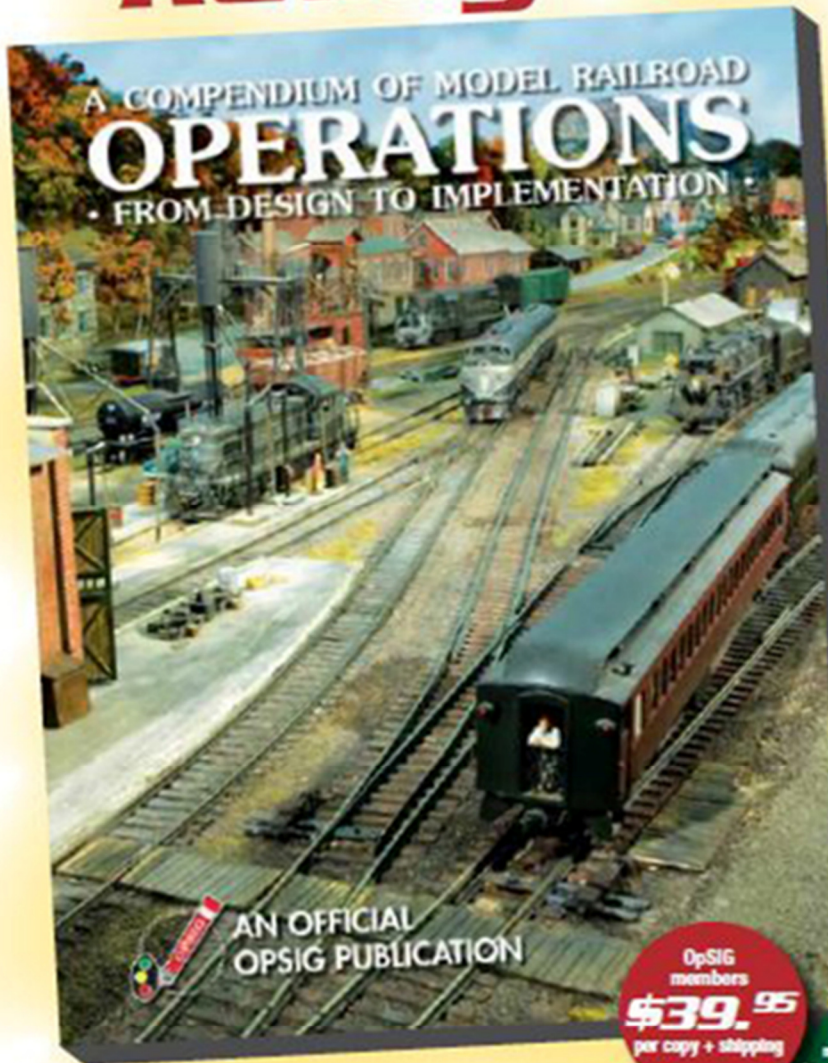
WICHITA, Kan. (KWCH) - Wichita's **Great Plains Transportation Museum (GPTM)** is kicking off a fundraising effort to perform a full cosmetic restoration of historic Santa Fe Railway diesel-electric locomotive No. 93.

Built by the Electro-Motive Division (EMD) of General Motors Corporation at La Grange, Ill., in late 1967, 93 was donated to the museum by BNSF Railway in June 1999. The 93 pulled Santa Fe passenger trains between Chicago and California or Texas and freight trains for Santa Fe and successor BNSF Railway throughout those railroad systems, rolling up millions of miles.

“Actor and Santa Fe Railway enthusiast **Michael Gross**, best known for playing Steven Keaton on *Family Ties* and Burt Gummer in the *Tremors* movie franchise, will be the face and voice of our efforts to restore 93 to its former glory,” GPTM president John Deck said.

GPTM's locomotive 93 fundraising goal is \$193,000, which will cover mechanical work required to move the locomotive round trip from Wichita to Kansas City, transportation costs, restoration work and visitor access staircases for display once the locomotive returns to Wichita.

Dispatcher to OpSIG Publication No. 2, you're ...
Ready to Roll!



All model railroaders, whether expert or beginner, will find a wealth of useful information in the OpSIG's second publication, **A Compendium of Model Railroad Operations - From Design to Implementation**. A complete guide to all things operations, our latest offering covers every aspect of prototype operations and how to apply them to your model railroad—from design and staffing to yards and paperwork, from communications and signals to dispatching and car forwarding—in 310 full-color pages. Written by ten of your fellow modelers and professionals, **The Compendium** contains more than 350 photos, 120 illustrations, and countless tips, pointers, suggestions, and prototype information to help guide you on your journey. A must for any modeler interested in prototype operations, add it to your library today!

OpSIG members
\$39.95
per copy + shipping

Non-Members
\$49.95
per copy + shipping

Shipping: US (\$8)
Canada/Mexico (\$21)
Overseas (\$28)

For shipping rates on multiple books, as well as better international shipping, please contact Steve Benezra.

To Order: Please mail a check or money order, payable to OpSIG, with number of copies and your mailing address, phone number, and e-mail to:

Steve Benezra
2737 Thistle Trail
Hillsborough, NC 27278-9302
Opsig.editor@gmail.com

For Paypal orders, please add \$1 to the cost of the book and send to OPERSIG@Yahoo.com. Provide your mailing address and telephone number in the subject box.

The OpSIG is a 501(c)3 non-profit corporation. For information on how to join the OpSIG, please visit www.opsig.org.

Welcome to
Model Railroading

Get More from Model Railroading
Watch our video on Model Railroading

GETTING STARTED
IN MODEL RAILROADING

BECOME A MEMBER
JOIN THE NMRA TODAY!

DONATE TODAY
EVERY GIFT HELPS

Welcome to the National Model Railroad Association
Please View 'In The News' For Current News And Information

Click this link for the NMRA website: <https://www.nmra.org/>

NMRA members get discounts of up to 45% from over 40 companies. Isn't it time you joined?

[Click here for details](#)

Bear Creek Model RR
CatzPaw Innovations
Clever Models
CMR Products
Deepwoods Software
Deluxe Materials

Gatorfoam
Great Decals
Gren Frog Productions
HotWire Foam Factory
Jason's Brass Poles
K.I.S.S. Method
LABOR Prod Productions

Logic Rail Tech.
Micro-Mark
Mine Mount Models
MinuteMan Models
Modelers Decals
Model RR Benchwrk
Model Train Catal.

Motrack Models
MRC
NScale Works
OK Engines
Old West Scenery
Ram Track
RR-CirKits

Rusty Stumps
Scale Model Plans
Scalecoat Paint
Scenery Solutions
Showcase Miniatures
Stepcraft
Team Track

N-Scale Archite
Train Show
Tichy Train Grp
Train Installati
TrainMaster TV
UGears
Unreal Details
USA Airbrush
WiFi Model RR

Partnership Program

Discounts for NMRA Members

Click this link for the Facebook page of the NMRA: <https://www.facebook.com/groups/46322574676>

Announcing the NMRA Interchange.

An exclusive NMRA Discord server for talking trains. Click to begin.

NMRA Interchange
NMRA's own server on Discord

Text - Voice - Video

WELCOME TO **NRail**TM

The purpose of **NRail** is to promote N Scale model railroading in all forms, all standards wherever N Scale is present. **NRail** has been the voice of N Scale model railroading for over 45 years. Starting as **NTRAK**, it created the first national modular standard, provided the vehicle for N Scale to grow to the second most popular scale in North America, was the birthplace of **T-TRAK** and today is the home of N Scale model railroading. We welcome all N scalers.



[BECOME A MEMBER - JOIN US NOW!](#)

Membership in **NRail** includes:

- **One year of the Newsletter (6 issues).**
- **Monthly ZoomTRAK live broadcasts.**
- **Support of the National N Scale layouts at major shows.**
- **Access to the Members Only section of [NRail.org](#) (including over 270 issues of the Newsletter).**
- **Discount on merchandise in the [NRail store](#).**

Click here for the N-Rail website: <https://nrail.org/>

Click this link for the N-Rail Facebook page: <https://www.facebook.com/NRail.org>



RMC RECEIVING YARD

Now Arriving: Rapido's New HO Scale GE U25Bs

This release includes the first plastic rendition of high-hood GE U25Bs as well as the more common low-nose version.



RMC EXTRA BOARD

Rio Grande Moffat Line in HO Scale

We visit Rob Biddison's beautiful HO scale Rio Grande layout with a focus on passenger operations through Denver.



RMC PERSPECTIVE

Recruiting Operators

For as much fun as operating can be, finding operating crews for your model railroad can be a challenge.

Click this link to start reading today: <https://rrmodelcraftsman.com/>



Katy Railroad Historical Society

The **Katy Railroad Historical Society** was formed in Parsons, Kansas, on October 1, 1977, with a nucleus of 43 charter members. The purpose of the society is to bring together in close association those persons who have a common interest in the Missouri-Kansas-Texas Railroad, known to many as the Katy. To increase the enjoyment of their interest through appropriate activities, including group trips to points on the railroad, photographic excursions, photo, slide, and video shows, meetings, discussions, and other undertakings of a fundamentally social nature. The encouragement of members to contribute to the collection, compilation and publication of interesting data pertaining to the Katy, including preservation of such information for future reference. The increase of knowledge of and fostering of goodwill towards the M-K-T Railroad among members and the public. The promotion of good fellowship among the members through ethical social functions that are beneficial, educational, and morally wholesome to those interested in the Katy Railroad.



Katy Flyer Membership

\$27 /One Year

- ✓ 4 Issues of the *Katy Flyer* Magazine
- ✓ Annual Member Directory

Click here for the KRHS website: <https://katyrailroad.org/#>

For the Facebook page of the KRHS, click this link: <https://www.facebook.com/katyrailroad>



Western Kansas Division

1.5K likes • 1.6K followers

Liked

Message

Search

Follow the activities of the **Western Kansas Division**, NMRA on their Facebook page:

<https://www.facebook.com/profile.php?id=100064641403539>



Posts Photos & Videos About Analytics Schedule Notifications Settings

You can also follow the Western Kansas Division on MeWe:

<https://mewe.com/p/westernkansasdivisionnmra>

IT STARTED OUT AS A
HARMLESS HOBBY




★ I HAD NO IDEA IT WOULD ★
COME TO THIS



Oddballs

Every so often an idea or product just doesn't catch on and is not mass produced.

Baldwin Centipede



From Wikipedia, the free encyclopedia...

The **Baldwin DR-12-8-1500/2** (nicknamed the *Centipede*) was the Baldwin Locomotive Works' first serious attempt at a production road diesel locomotive. The Baldwin type designation was 'DR-12-8-1500/2,' meaning **Diesel Road** locomotive, with **12** axles (**8** of which were driven), and **two** engines of **1,500 horsepower** each. The trucks were configured in a 2-D+D-2 wheel arrangement. The nickname came from the numerous axles set in a nearly unbroken line, much like the legs of a centipede.





Oddballs

Every so often an idea or product just doesn't catch on and is not mass produced.



Built between December 1945 and July 1948, the "Babyface" design reflected Baldwin steam and electric locomotive practice. The carbody rode on two massive articulated cast steel half-frames cast by General Steel Castings, linked at the middle with a hinged joint. Unpowered four-wheel trucks at each end guided the locomotive through curves for stability at speed. Internal wiring was passed through metal conduits exactly like those used on a steam locomotive, which proved troublesome in practice.

The prototype 2-unit set was built in 1945 and toured American railroads. Orders followed from the Pennsylvania Railroad, the Seaboard Air Line Railroad, and the National Railways of Mexico (NdeM). The two demonstrators (originally ordered by Union Pacific Railroad as #998 and #999) were never sold and were eventually scrapped. The "Centipedes" were essentially obsolete during production, unable to compete with the more advanced locomotive design and technology offered by EMD. Reliability was an ongoing problem, and as they were built one at a time (like steam locomotives) each one was a bit different in the placement of wiring and equipment, which complicated even routine maintenance. The PRR units were eventually derated and relegated to helper service. Most PRR and SAL units were scrapped by the early 1960s, while NdeM units lasted slightly longer and were in service until the late 1960s. No Centipedes have been preserved.

The models manufactured for Ferrocarriles Nacionales de México (NdeM) were sent back to Baldwin shops to receive the MU receptacles to work in a trailing position with other locomotives. Those Mexican Centipedes end their days as Helper Service in División San Luis, for the "Carneros" hill.

[Ho Scale Athearn Roundhouse 40' Pulpwood Flat](#)

Specialized load handling equipment has long been used to secure loads in railroad freight service. One of the most common forms used on flatcars is the addition of bulkheads to the ends of the car. Bulkhead ends not only make it easy to load pulpwood, but also keep regular items like lumber, building materials and pipe loads from shifting in transit.



[Ho Scale Athearn Ford F-850 Boom Truck](#)

F-850 MODEL FEATURES: Ford licensed model Factory assembled with detail parts applied Position able boom Outriggers can be modeled in the raised or lowered position Molded cab interior with separately applied steering wheel Clear window glazing Rubber tires



[N Scale Athearn 40' Pfaudler Milk Car](#)

MODEL FEATURES: Screw mounted trucks Machined metal wheels with RP25 contours Weighted for optimum performance Body-mounted McHenry® operating scale knuckle couplers Highly-detailed, injection-molded body Painted and printed for realistic decoration Minimum radius: 11" PROTOTYPE AND BACKGROUND INFO: In the 1920's, the Pfaudler Company and General American Car Company manufactured hundreds of wood sheathed, insulated milk cars. Designed as bulk milk carriers, the cars were built around two 6,000-gallon glass lined tanks and a brine cooling system designed to keep the milk at a constant 38 degrees Fahrenheit. Riding on passenger car trucks, these unique cars were often painted Pullman green to match the passenger cars of the era. The special purpose Pfaudler Cars hauled bulk milk shipments well into the 1950's. ([Also available in HO](#))



[N Scale Walthers Cornerstone Split Level House](#)

N Scale home-buyers will love this all-American Split-Level House from Cornerstone(R)! Designed for easy construction with plenty of included details, features of this detailed home include: All-new model of an American icon! Must-have home fits the mid-1950s to the present Typical period construction featuring brick and wood siding Attached one-car garage and slab-style front porch Curbside mailbox, large and small shutters, and brick exterior chimney all included Molded in three colors with clear acetate windows - 4 x 2-1/4 x 1-1/2" 10.2 x 5.7 x 3.8cm

Click this link for the Midwest Model Railroad website:

https://midwestmodelrr.com/?gclid=Cj0KCQjwpc-oBhCGARIsAH6ote88ZuvBeFtwk8vxxvks6I00_ufo0ZAeXoZUmbDScgVFpOjbHfF6j3QaArTNEALw_wcB



September Running Extra:
\$2.99

SUBSCRIBE
and save
80%!



Subscribe and save BIG

Click this link to start reading today:

<https://model-railroad-hobbyist.com/>

Access back issues page


All FREE!

... over 200 pages of FREE model railroading how-to information every issue!



The principal purpose of the **Operations Special Interest Group (OPSIG)** is to discuss, develop and disseminate ways of operating model railroads to realistically emulate practices of the prototype. This includes sharing information on various methods of generating and controlling traffic to heighten the feeling that our models are an active and integral part of the national rail transportation network, serving shippers and consignees throughout the nation. We also discuss and communicate information about the methods and procedures used by the real railroads and ways of most practically and realistically adapting them to the model world. So, if you like to operate the railroad you've created, this is a place to learn more and find others with similar interests.

We publish a quarterly magazine, *The Dispatcher's Office*, which in addition to containing articles and information on railroad operations (both prototype and model), contains listings of operating layouts, sessions, and events that members are invited to attend. Back issues are available. In addition, the OPSIG web site serves as a clearinghouse for publicizing regional operating events and meetings, where layouts are open for guest operations.



Click this link for the OPSIG website: <https://www.opsig.org/>

We also have a **Facebook** page and send out the *Second Section* email newsletter on a regular basis.

Click this link for the OpSig Facebook page: <https://www.facebook.com/OperationsSIG>



Operations SIG

3.3K likes • 3.7K followers





Frisko.org - St. Louis-San Francisco Railway



Welcome to Frisko.org!

The St. Louis–San Francisco Railway (affectionately known as the “Frisco”) was a St. Louis-based railroad that operated in nine Midwest and southern states from 1876 to 1980. The railroad stretched from Kansas City to Pensacola and St. Louis to Oklahoma City and Dallas, having some of the most iconic motive power, logos, and slogans in the history of railroading. The Frisco was also renowned for excellent passenger service led by some of the best-looking steam locomotives ever built and celebrated for fast freight hauling behind steam locomotives of its own design as well as diesels in the later era.

Born as a branch of the great Pacific Railroad project of the mid-19th Century, the Frisco became a separate entity that helped to feed the population of a growing nation, helped build its factories and ship those factories’ products, helped win two World Wars, and helped to carry Americans East and West, North and South in style and comfort. In the 104 years of its separate existence, it became a major corporation that provided the best service possible to its customers while treating its employees like a big family, never losing the homey touch enshrined in its Ozarks-inspired Coonskin logo.

Fiscal responsibility, pragmatic management, and a touch of whimsy combined to make the Frisco a road beloved by all its fans, the Frisco People, those who did business with the road and those who worked for the road, or at least wished they had.

Click this link to find the Frisco.Org website: <http://frisco.org/shipit/index.php>



- [Home](#)
- [Conventions](#)
- [Region Info](#)
- [Divisions and Areas](#)
- [Resources](#)
- [Ask an Expert!](#)
- [Operation Lifesaver](#)

Announcements

The 2023 Fourth Quarter issue of the [Caboose Kibitzer](#) is available. Thanks to Ray Brady for his work and please send him your articles!

Thanks to Robert Simmons for making the [September 2023 issue of the Main Line](#) available!

Welcome to the Mid-Continent Region of the National Model Railroad Association

A 501(c)3 non-profit corporation, MCoR includes the southern half of the state of Iowa, portions of Illinois, and the entire states of Arkansas, Oklahoma, Missouri, Kansas and Nebraska. Since 1990, MCoR's leadership has fostered a strong program of developing local divisions with the purpose of bringing the potential for NMRA activity and involvement to a community near you. From only two divisions in 1990 located in metropolitan areas, MCoR now has well over a dozen divisions and over 900 members.

Click [here](#) to join the NMRA or renew your membership!

Upcoming Events

If you have an event you want mentioned here or in the [Calendar](#), please send it to the [webmaster](#).

Everything you ever wanted to know about the **Mid-Continent Region**, NMRA can be found here:
<http://mcor-nmra.org/>

Click this link for the Mid-Continent Region Facebook Page:
<https://www.facebook.com/groups/1851848998468077>



Mid-Continent Region, NMRA

[+ Invite](#)

- [Discussion](#)
- [Featured](#)
- [Your Items](#)
- [Events](#)
- [Media](#)
- [Files](#)
- [People](#)





X-ACTO
 The only straight razor that comes with a safety razor.

For safe use, use the safety razor.

1/2" blade, 1 1/2" handle, 1 1/2" head.

DIRECTIONS:
 Lacerate body part. Shave and apply X-ACTO Anesthetic ointment. Peel strip and apply.

WARNING:
 X-ACTO blades are sharp. Use X-ACTO razor to remove hair before shaving face.

3 Strips X789

X-ACTO
 Adhesive Medical Bandages

DIRECTIONS:
 Lacerate body part. Shave and apply X-ACTO Anesthetic ointment. Peel strip and apply.

WARNING:
 X-ACTO bandages are sticky. Use X-ACTO razor to remove hair before shaving face.

3 Strips X789

X-ACTO
 Adhesive Medical Bandages

DIRECTIONS:
 Lacerate body part. Shave and apply X-ACTO Anesthetic ointment. Peel strip and apply.

WARNING:
 X-ACTO bandages are sticky. Use X-ACTO razor to remove hair before shaving face.

1 Digit X123

X-ACTO
 Replacement Finger

DIRECTIONS:
 Use X-ACTO blade to carve replacement digit to fit. Use X-ACTO adhesive to fit in place. Paint to match.

WARNING:
 X-ACTO blades are sharp. USE CAUTION WHEN CARVING FINGER.

1 Digit X123

X-ACTO
 Replacement Finger

DIRECTIONS:
 Use X-ACTO blade to carve replacement digit to fit. Use X-ACTO adhesive to fit in place. Paint to match.

WARNING:
 X-ACTO blades are sharp. USE CAUTION WHEN CARVING FINGER.

37 Stitches X400

X-ACTO
 Suture Kit
 Do-it-yourself Stitches

DIRECTIONS:
 Lacerate body part. Thread X-ACTO Needle with X-ACTO Silk. Sew sides of laceration back together.

WARNING:
 X-ACTO Needles are sharp. Keep away from eyes.

Cover with X-ACTO Medical Bandages.

WKR Layout Update




(Left) On Section 10, the Robinson Oil scene, the Scenery Crew started with the oil tank farm.

A containment pit was constructed, then a false floor was added so the tank farm can be removed for transport.

The floor was weathered, and the basic tank shapes were added, and that's where we moved on.

Lately, we decided the scene was too plain, and needed some detail upgrades.

(Right) One of the first steps was to scan the industrial pages of **Shapeways** (<http://www.shapeways.com>). We found a pair of 3-D printed horizontal tanks with pipes and access ladders. It was easy to paint the set white, then add detail paints to the handrails and the pipes. This was a good option to fill the “hole” in the middle of the tank farm.



(Left) For simple colors, such as white or black, we prefer Krylon paints. For the tanks, we used flat white. The Krylon paints cover well and does not eat plastic.



(Right) The main reason we like Krylon Is the spray nozzle. Model spray paints put out a fan of small droplets, while the Krylon nozzle emits a fine mist of paint for better control.




paints.

WKR Layout Update

(Right) After planning out the pipe runs on paper, holes were drilled in the top of the tanks and brass rod was shaped, piece by piece.

Sheet styrene was cut into thin strips, then cut into individual pipe anchors. Smaller pieces were glued to the sides of the tanks, while the others were glued to the floor.

Note, the original horizontal tank was moved to provide room for the new tanks.



(left) Once the pipes were all shaped, they were individually painted with Model Master "Aluminum" paint.

(Right) Starting to work on the right-side piping.



(Left) The right-side piping painted and installed.

WKR Layout Update




(Left) The piping on the left side is installed.

(Right) After posting some photos on Facebook, a kind person noticed a couple of errors, one of which is no vents on the top of the tanks. This was easily remedied with the use of two sizes of styrene tubing we had on hand.



(left) We have added a filling hose on the end of the horizontal tank, and a collection bin (red top) to contain materials in the event of a spill.

(Right) After painting the tank set white, then detail painting the piping and handrails, the new horizontal tank set is also installed.



(Left) An overhead view of the completed tank farm insert. We have added the final details, the cross-over stairs and the control panel.

WKR Layout Update



(Left) The upgraded tank farm installed in the containment pit.

(Right) **Phase 1** of the scene upgrade is now complete. This is the Operator's view from inside the layout.



(Left) The completed scene from the Spectator's view from outside the layout.


The Scenery Crew is already hard at work on **Phase 2** of the upgrade, and the photos and details will appear in next month's issue...



Founded in 1984, the **UPHS** is an independent, non-profit organization dedicated to preserving and sharing the history of the Union Pacific Railroad. As of the beginning of 2016, the Society has about 1,900 members. Historians, railfans, employees, and modelers have found the UPHS to be a matchless source of accurate and in-depth material concerning historical operations, traffic, motive power, rolling stock and facilities of the Union Pacific and predecessor companies. Railroad employees, managers, and retirees are welcome.

Publications: The **UPHS** publishes *The Streamliner*, a professionally produced and beautifully illustrated quarterly journal featuring the finest work of historians and other experts on all aspects of Union Pacific Railroad operations, traffic, management, equipment, and facilities.

In addition to our journal, the **UPHS** publishes books relating Union Pacific's rich history of traffic, operations, motive power, and rolling stock. Our most recent book is Jeff Asay's *Union Pacific Northwest*, tracing the history of UP in Oregon, Washington, and Northern Idaho. We also have published a history of the early streamliner era 1934-1941 as well as a comprehensive series of prototype photo books of UP steam power.



☐ **Regular membership** Both Youth and Regular memberships entitle one to receive four issues of our highly acclaimed quarterly magazine, *The Streamliner*, as well as discounts on selected products in the Company Store.

Click this link for the UPHS website: <https://uphs.org/>

For the Facebook page of the UPHS, click this link: <https://www.facebook.com/profile.php?id=100069786331658>

Trackside Model Railroading™ Digital Magazine & Movies



What's in the magazine this month?

Join us for a tour of an On30 layout based in the late 1950s. Kevin Miller's freelanced Newaukum Valley Narrow Gauge Railroad is a point-to-point operating layout built in a bedroom. Come see what's possible with a larger scale in a small space!

Also in this month's magazine:

The Southern Pacific and the Sugar Pine Logging & Railway Company work together on Chuck Heimerdinger's HO scale layout. You'll enjoy this freelanced two-room pike based from 1915-1930.



Click this link to start reading today: <https://www.tracksidemodelrailroading.com/>



Robert Simmons

@robertsimmons6464 · 961 subscribers · 357 videos

This channel is about Model Railroading in general, and specifically the antics of the Weste... >

Customize channel

Manage videos

Current subscribers

961

+8 in last 28 days

Home Videos Shorts Playlists Community Channels About 



WKR Update 9 28 23

151 views · 4 days ago

<https://www.youtube.com/watch?v=OlsHGaGuSxM>

<https://www.youtube.com/watch?v=YX1gjaPAI2A>



WKR Operations - Session 2 - Train 2 - Move 7

171 views · 3 weeks ago



WKR Operations - Session 2 - Train 1 - Move 7

144 views · 3 weeks ago

<https://www.youtube.com/watch?v=br8VPkwuz9A>


Click the link to check out the **Western Kansas Division YouTube** page:

<https://www.youtube.com/channel/UC9EPv8cQ04rRGAYts-734jw>

The Santa Fe Railway Historical and Modeling Society




The purposes of the **SFRH&M** Society are: to promote, stimulate, foster and encourage by all legal manner and means the gathering, cataloging, preserving and making available to the general public for viewing, education and research, actual documents, equipment, photographs of equipment or structures, and any other data available concerning the history and heritage of The Atchison, Topeka and Santa Fe Railway Company, Incorporated and such predecessor, partnership, subsidiary, or successor organizations of that Company as history may disclose.



The Society and its predecessors have been publishing information about the Santa Fe since 1969. The Society offers exceptional publications on the history and modeling of the Santa Fe. From its flagship quarterly magazine, *The Warbonnet*, to its comprehensive books on history, motive power, rolling stock and modeling, the Society is the definitive and authoritative source on all things Santa Fe.

Santa Fe Passenger Train Compendium compiled by Michael W. Flick and John R. Signor. While this compendium is by no means a complete or comprehensive review of all Santa Fe passenger trains, it does place within one cover the broad scope of Santa Fe passenger train articles published by the SFRH&MS and predecessors in a convenient and accessible single volume. 576 pages, hard cover with dust jacket, 543 black and white photos and 283 color images, 16 maps.



Click here for the SFRHMS website: <https://sfrhms.org/>

For the Facebook page of the SFRHMS, click this link: <https://www.facebook.com/SFRHMS>

Herington Railroad Days

HeringtonRailroadDays@gmail.com

Saturday, April 27, 2024

9 a.m. to 5 p.m.

Sunday, April 28, 2024

10 a.m. to 4 p.m.

Herington Community Building

810 S. Broadway, Herington, KS 67449

Admission by donation

Proceeds benefit the Herington Historical Museum

* Model Railroad & Memorabilia Swap Meet *Operating Model Railroad Layouts

*Concessions

*Free Parking

*Clinics/Workshops

*Visit the Herington Historical Museum & Railroad Annex

Contact HRD Coordinator Mark Will: 316-258-4500

OkTrain Oc Show

46TH ANNUAL

NOVEMBER 4TH & 5TH

SATURDAY 9AM - 5PM

SUNDAY 10AM-4PM

OKC FAIRGROUNDS

THE PAVILION

OKCTRAINSHOW.COM

Coming to Wichita



MISSOURI PACIFIC HISTORICAL SOCIETY

Annual Convention **October 5-7, 2023**

Drury Broadview Hotel, 400 W. Douglas
Full Registration \$50. One-day Fri or Sat \$20.

Details and Convention Registration –

<https://www.mopac.org/annual-convention>

Saturday swap meet and vendors

OPEN TO THE PUBLIC 11:00 – 4:00 Sat

Adults \$5.00, under 12 free

Model Train Show

Friday, October 27, 2023 ~ 10am-6pm
Saturday, October 28, 2023 ~ 10am-4pm

~AMERICAN LEGION~
702 W 35TH ST,
DAVENPORT, IA 52806

FREE ADMISSION - FREE PARKING --
HANDICAP ACCESSIBLE

--BUYING TRAINS - PAYING CASH--

N - HO - O27 - O -- AMERICAN FLYER
~ CASH & CREDIT CARDS ACCEPTED ~

FOR MORE INFORMATION - CONTACT
JOHN 563-349-0134
OR JOHNSTRAINSHOBBY@AOL.COM



Retail Store Location
6060A West 55th Ave.
Arvada, Colorado 80002

(We are on the West side of the building.)



ROCKY MOUNTAIN TRAIN SUPPLY STOCKS 1000'S OF NEW PRODUCTS IN Z-N-HO-O-G SCALES.

WE BUY USED MODEL TRAINS

Have some old trains stored in boxes in the basement? Wanting to upgrade? Changing era's? Please bring them into our store.

Please note: At this time we are limiting some of the items we purchase. Currently we are not buying 'Train Set' style HO products (TYCO, AHM, etc), this is the stuff you likely had as a kid. Lionel and O-27 style trains not in boxes will have a much lower value. Condition greatly affects the value. Please email us for more info at sales@rockymountaintrainsupply.com

Click this link to Rocky Mountain Train Supply: <https://rockymountaintrainsupply.com/>

A Complete Source for your 1:160th Scale Model Railroading Products




- [News & Info](#)
- [Catalog](#)
- [Search](#)
- [Ordering Info](#)
- [Pre-Owned Equipment](#)

RETAIL STORE HOURS
MON-FRI 10AM to 6PM
SAT 10AM to 4PM



Same great people...
Same great selection...
Same place: <https://www.nscale.com/>



The **Friends of the Burlington Northern Railroad (FOBNR)** historical society was chartered to gather, preserve, and share information about the history and the current operations of the Burlington Northern Railroad. The group began with about 140 members absorbed from the Burlington Northern Historical Society an organization interested in studying the history of the Burlington Northern Railroad. In 1996, following the merger between Burlington Northern and Santa Fe, the group voted to follow the Burlington Northern from 1970 to 1995 and the BNSF from 1995 to the present. Then in 2018 we added coverage of the Montana Rail Link.

The Group's quarterly publication, *The BN Expediter*, is the voice of the organization that shares news about the group's activities, BN historical data, and current operations of the railroad. It is currently a 30+ page all-color publication and will grow even larger as the Society grows and more members contribute more information.



Join Us Today!

Click here to visit the FOBNR website: <https://fobnr.org/>

For the FOBNR Facebook page, click here: <https://www.facebook.com/fobnr>

Maybe it wouldn't be
so heavy if they used
their arms 😂

HEAVY



Date Book

October 2023

14th **Central Missouri Chapter TCA Ozark Division Swap Meet** Columbia, MO.
 Sat. Columbia Senior Activity Center

14th & 15th **Great Train Show** Kansas City, **KS.**
 Sat & Sun <https://www.trainshow.com/>

28th – 29th **Wichita toy Train Club Train Show** Wichita, KS.
 Sat – Sun <http://www.wichitatoytrainmuseum.org/>

November 2023

4th & 5th **Oklahoma City Train Show** Oklahoma City, OK.
 Sat & Sun <https://oklahomarailwaymuseum.org/okc-train-show/>

25th & 26th **Rocky Mountain Train Show** Loveland, CO.
 Sat & Sun <https://rockymountaintrainshow.com/Default.aspx>

January 2024

McPherson Train Show McPherson, KS

February 2024

3rd & 4th **Wichita Train Show & Swap Meet** Wichita, KS.
 Sat & Sun <https://www.nmrachisholmtraildivision.org/best-train-show.html>



THE WICHITA TRAIN SHOW & SWAP MEET

www.besttrainshow.com

The Best Train Show in Wichita, KS

Sponsored in part by

Chisholm Trail Div. NMRA

Saturday, February 3, 2024 9am-5pm

Sunday, February 4, 2024 11am-4pm

**Cessna Activity Center
2744 George Washington Blvd.**

**Operating Layouts ~ Model Contests
Clinics ~ Over 100 Dealer Tables**

Scouts in
uniform
get in
FREE


HOURLY DOOR PRIZES
Admission \$8 Both Days

\$1 OFF
with non-
perishable
food item

**Military, First Responders, Fire,
Law Enforcement Admission \$1.00 with ID**
Kids 10 & under free with paid adult

Dealers: 8-foot tables (*Call for pricing*)
Call: Phil 316-259-5190 or email:
aylward1@cox.net

N-Scale



On the cover: Derailments call for the "big hook." Here, a 100-ton derrick crane comes to the rescue of a derailed hopper near the south end of Lewistown, Montana. The prototype for the crane was built by Industrial Works in Bay City, Michigan, and the model is a kit by Dimi-Trains. Learn more in Dan Lewis' Along the Line Series, Part 6, starting on page 16.

IN THE CURRENT ISSUE

Review: Electric Passenger/Freight Set
Arnold

by Walt Huston,
photography by Dennis Murphy

Super-Detailing with 3D Printed Parts
by Sean Croteau

Grand Strand Model Railroad Club
Part 4
by Ken Kilby

Once Upon A Waterfront
Part 5: Build a Lighthouse
by Dennis Murphy

Along the Line Series
Part 6: Maintaining Electrical Continuity
by Dan Lewis, MMR

The Short & Nn3arrow
Modeling the Pacific Coast Railway,
Part 19: PCRY Tank Cars;
Florence & Cripple Creek No. 51;
New MTB Switch Machine
by Tom Knapp, MMR #101

DIGITAL EDITION NOW AVAILABLE

**30 Years of N-Scale Magazine
Now Available on CD.**

Click here to start reading today: <https://www.nscalemagazine.com/>



(Above) This is a Google Earth view of the East end of the BNSF yard in Dodge City, KS. In past issues we noted the two new switches that were placed at the East end, just past Underpass Road. On the top (North) the siding leads to the ADM grain mill facility. On the bottom (South) the siding divides into two storage tracks for tank cars.

The *Main Line*

Publisher & Editor: Robert A. Simmons

The newsletter of the Western Kansas Division is published monthly for no charge by Robert A. Simmons, Division Superintendent / Director

Copyright 2023, by Robert A. Simmons, all rights reserved.

If you have a change of e-mail address, or no longer wish to receive the newsletter, please contact Robert Simmons

Trainman55@hotmail.com or 10594 W. Briarwood Dr.– Dodge City, KS. 67801 or call (620) 521-3591

Please send all inquiries, ideas, or submissions to: trainman55@hotmail.com