

*The Main Line*



The monthly publication of the  
**Western Kansas Division**  
**September 2024**





## On The Cover:


After a month-long struggle with several re-dos, the WKR Car Department finally came up with a good lumber load for our new MoPac bulkhead flat cars, details inside...

## In This Issue:

Real Deal	Page 5
Rear View	Page 10
Oddballs	Page 19
WKR Update	Page 24
Date Book	Page 35

---

Dispatcher to OpSIG Publication No. 2, you're ...  
**Ready to Roll!**



**A COMPENDIUM OF MODEL RAILROAD OPERATIONS**  
FROM DESIGN TO IMPLEMENTATION

AN OFFICIAL OPSIG PUBLICATION

OpSIG members  
**\$39.95**  
per copy + shipping

Non-members  
**\$49.95**  
per copy + shipping

All model railroaders, whether expert or beginner, will find a wealth of useful information in the OpSIG's second publication, **A Compendium of Model Railroad Operations – From Design To Implementation**. A complete guide to all things operations, our latest offering covers every aspect of prototype operations and how to apply them to your model railroad—from design and staffing to yards and paperwork, from communications and signals to dispatching and car forwarding—in 310 full-color pages. Written by ten of your fellow modelers and professionals, **The Compendium** contains more than 350 photos, 120 illustrations, and countless tips, pointers, suggestions, and prototype information to help guide you on your journey. A must for any modeler interested in prototype operations, add it to your library today!

Shipping: US (\$8)  
Canada/Mexico (\$21)  
Overseas (\$28)

For shipping rates on multiple books, as well as better international shipping, please contact Steve Benezra.

**To Order:** Please mail a check or money order, payable to OpSIG, with number of copies and your mailing address, phone number, and e-mail to:

Steve Benezra  
2737 Thistle Trail  
Hillsborough, NC 27278-9302  
Opsig.editor@gmail.com

For Paypal orders, please add \$1 to the cost of the book and send to OPERSIG@yahoo.com. Provide your mailing address and telephone number in the subject box.

The OpSIG is a 501(c)3 non-profit corporation. For information on how to join the OpSIG, please visit [www.opsig.org](http://www.opsig.org).

Click here to order your copy:

<http://www.opsig.org>



## About The Convention

The **2024 Joint Convention** will be held from October 10-13, 2024, at the Pueblo Convention Center in Pueblo, Colorado. This three-day event will feature a variety of programs, including color photography and explanations of the Missouri Pacific and Rio Grande Railroads. Attendees can look forward to a welcome reception, a ride on the Royal Gorge Railroad, a swap meet, and visits to the Pueblo Railway Museum and Steelworks Center of the West. The convention fee is **\$95**, with additional costs for certain activities like the train. Special room rates are available at the Courtyard Pueblo Downtown.

We wanted to remind folks we have chartered a car on the renowned **Royal Gorge Railroad** for a special excursion on Friday during the convention. This is a unique opportunity to experience the breathtaking scenery and rich history of the Royal Gorge in the company of fellow railroad enthusiasts.

We still have a few tickets left, but they are selling fast! Don't miss out on this memorable journey. If you are planning to attend the convention, I encourage you to secure your spot on the train as soon as possible.

**Get your ticket here:**

**<https://www.eventbrite.com/e/2024-mphs-rgmhs-joint-convention-tickets-794966836207>**



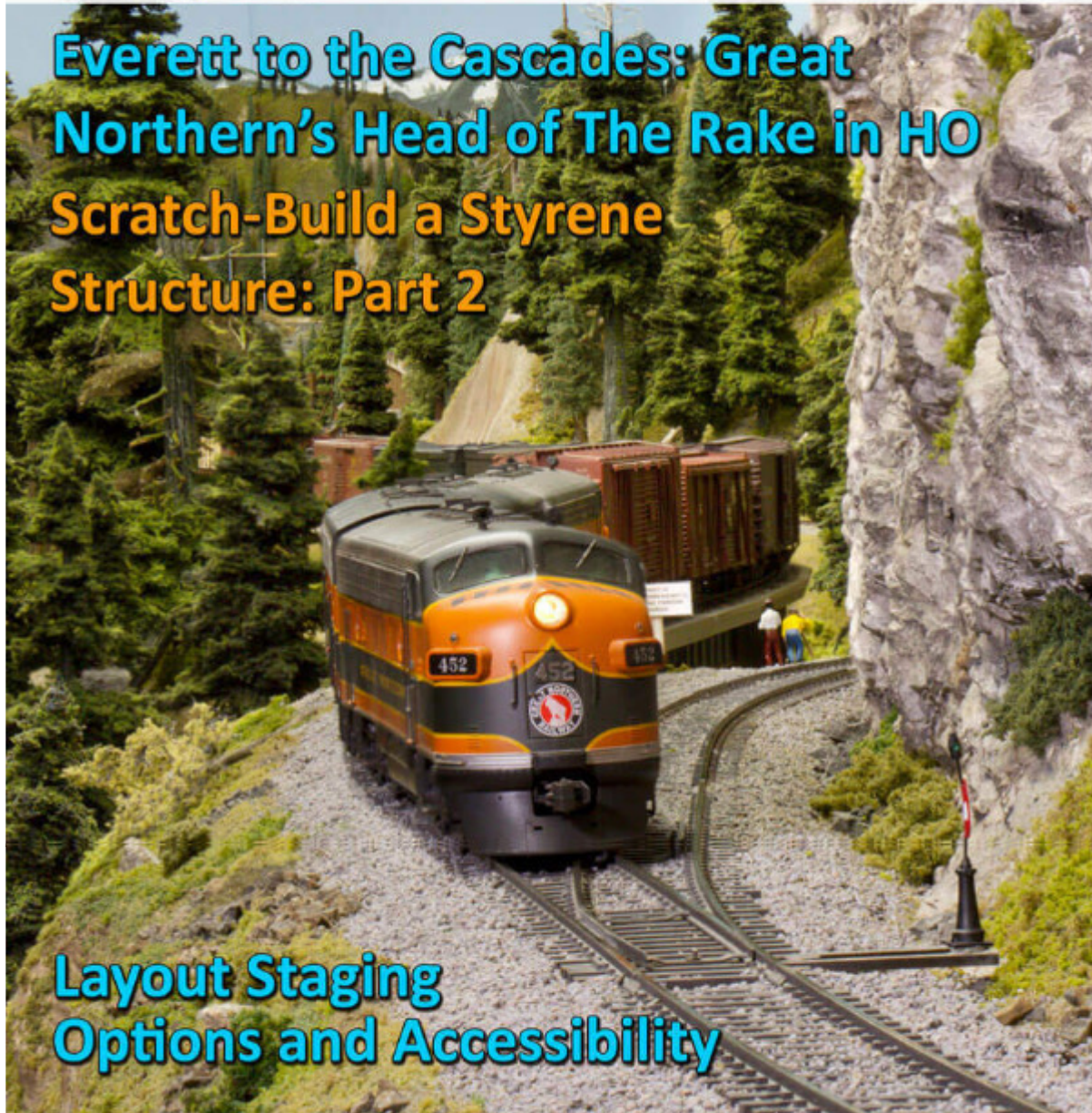
# Trackside Model Railroading<sup>TM</sup>

September 2024  
Premium Edition

Volume 12, Number 9

**Everett to the Cascades: Great  
Northern's Head of The Rake in HO  
Scratch-Build a Styrene  
Structure: Part 2**

**Layout Staging  
Options and Accessibility**



**The September 2024 digital magazine is now out!**

Trackside's new magazine is out and ready to be downloaded from your *My Magazines Area*.

**Click the link to start reading today:**

**<https://www.tracksidemodelrailroading.com/>**



Honey, your job as a woman is to notice when a man is happy and immediately put a stop to that nonsense



MeWe

Western Kansas  
Division, NMRA



Check out the WKD page on MeWe: <https://mewe.com/westernkansasdiv/feed>

# Real Deal




On August 7<sup>th</sup> we came across three autoracks cars in the Dodge City yard that are on the ground with their trucks removed and are open on one end. Perhaps being scrapped?



Also on the 7<sup>th</sup>, we spotted a grain hopper car laying on it's side near the RIP track sans trucks...



Again, on the 7<sup>th</sup>, we came across an odd pair (at least in Western Kansas). BNSF **9071** and **9063**. Usually the playground of GE power, these two EMD units are a refreshing treat.





# Real Deal



Both units were built in August of 2012, and both are **EMD SD70ACes**.

The **SD70ACe** is the successor to the SD70MAC with design changes to comply with emission standards. The engine fires with 15% lower internal pressure to improve emissions and features fewer internal components in the inverter. The SD70ACe is equipped with EMD's 16-710-G3C-T2 prime mover, rated at 4,300 horsepower; later Tier 3 models are rated at 4,500 horsepower. Early models featured a bad cab design which was noticed first on CSX as crews reported annoying disturbances such as prime mover noises, traction motor noise and more. The cab was also known for rattling, leading to the nickname "Thundercabs". As a result, these units are also not approved for leading trains.



# Free-moN

Raising the bar in **N Scale**

**Free-mo** is a modular scale railroading standard designed for individual modelers that specifies bench work, track work, scenery and digital control intended to *raise-the-bar* for scale modular railroading in general and, in this case, for N scale modular railroading.



The standard promotes, and even forces, prototypical appearance, and operations by using a single or double tracked mainline running roughly through the middle of the scenery resulting in prototypical point-to-point or loop-to-loop configurations and operation.

Click here for more info: <http://free-mon.net/>





## HO Scale - Atlas GE DASH 8-40C

- Canadian National (CN)
- Cimarron Valley Railroad (CVR)
- CSX
- Norfolk Southern (NS)
- Pan Am (MEC)
- Providence and Worcester (PW)
- Rock Island Rail
- Union Pacific (UP)



## HO Scale - Walther's Mainline GE DASH 8-40B, B32-8BWH

- ATSF
- BNSF
- Amtrak California, Amtrak Phase IV, Amtrak Phase V, Amtrak Phase III
- UP
- SP

**Midwest Model Railroad** has two goals: make high-quality model trains easier to acquire and make our niche hobby more accessible to everyone. Operating since 2011, we've been able to do just that by keeping our operating costs low and passing on our savings to you. You will be hard pressed to find a model train shop more organized and affordable than us—which is especially significant considering the variety of model train supplies available and how quickly costs add up.

With a passion for model trains, we want to welcome newcomers to our hobby by making the first steps easy and enjoyable for all.

**Click this link for MMR: <https://midwestmodelrr.com/>**

**Announcements**

- Thanks to Jim Marlett for making the [September/October 2024 issue of Trails, Rails, & Tales](#) available!
- The 2024 Third Quarter issue of the [Caboose Kibitzer](#) is available. Thanks to Patrick Hiatte for his work and please send him your articles!

**Welcome to the Mid-Continent Region of the National Model Railroad Association**

**A 501(c)3 non-profit corporation**, MCoR includes the southern half of the state of Iowa, portions of Illinois, and the entire states of Arkansas, Oklahoma, Missouri, Kansas and Nebraska. Since 1990, MCoR's leadership has fostered a strong program of developing local divisions with the purpose of bringing the potential for NMRA activity and involvement to a community near you. From only two divisions in 1990 located in metropolitan areas, MCoR now has well over a dozen divisions and over 900 members.

**Click [here](#) to join the NMRA or renew your membership!**

**Upcoming Events**

If you have an event you want mentioned here or in the [Calendar](#), please send it to the [webmaster](#).

Check out the website of the Mid-Continent Region: <http://mcor-nmra.org/>

**Get Paid for Having Fun**

**Grouper for USA Members over 65**

*Modeling is a Health Benefit...*

**GETTING STARTED**  
IN MODEL RAILROADING

**BECOME A MEMBER**  
JOIN THE NMRA TODAY!

**DONATE TODAY**  
EVERY GIFT HELPS

Find out more about the NMRA and join here: <https://www.nmra.org/>



# The Rear View



2024 marks the **10-year** anniversary of the construction of the **Western Kansas Rails** N-scale layout, so we will be looking in the rear-view mirror to see the changes. We will continue from January 2015.


By January of 2015, one year into the project, the WKR N-scale layout was a complete loop with all main lines down and wired for power.



Now that the layout had a completed wire harness, we needed a power cart. Using a metal cart from Sears, an upper tray was completed with space for two power packs (the third is temporary), along with a shock cradle for the Digitrax DCC command station. The lower tray carries the main power strip, and reserve power pack.







(Above) Starting with module three, we installed Caboose Industries 206S ground throws. The “S” indicates the unit has a spring to soften the action as opposed to the “rigid” version.



(Left) Also in January, the first foam land-form was fitted to module three. We used  $\frac{3}{4}$ -inch plywood pieces to support the track, now we are adding  $\frac{3}{4}$ -inch extruded foam to match the height for the scenery.

The plywood top of the section gives a firm foundation, while the foam allows us the option of going up or down with scenery.




(Right) To avoid mistakes and waste of material, we used copy paper to make templates for the land-forms.


These were laid on the extruded foam and cut-to-shape.



The completed foam shapes were glued (using PL300 foam glue) plus drywall screws to secure each piece in place. The first industrial siding (Teeter Irrigation) is installed on section 3.







(Both) The next point to address was the outer edge. We wanted a guard to prevent trains hitting the floor, but not looking like a guard rail. The  $\frac{1}{4}$ -inch plywood was cut to a varied shape, then glued to the top edge of each section with bracing blocks.









(Above) After the sculptured sides were dry, foam was added behind the edge which will later be trimmed to the same shape as the edge.

(Below) Adding the edge along the back side of the layout on sections six, seven and eight.







(Both) The pink extruded foam has been applied to the right and back sides. Notice the foam was cut out to blend around the reinforcing block for the sculptured outer edges. The foam was also angled away from the edges of the tracks to form the drainage ditches. These cuts were made with a serrated steak knife and will be modified

and smoothed out using a hand detail sander later. More to come next month...





## September 2024

**Lance Mindheim** returns with a second take on modeling modern scenes of urban railroading in Miami, Florida. This month we visit his gritty HO scale East Rail switching district.

**Gregory LaRocca** shows us how he modeled a gondola modified to handle early containerized intermodal freight.

**Alan Mende** motorizes a Funaro & Camerlengo Plymouth locomotive kit.

**Detief Kurpanek** continues with the second part of his series on Layout Command Control.

**Tom Piccirillo** rebuilds and upgrades an ancient Scale-Craft K4 in O scale. All this and more in the September issue.

**Click here to start reading today:**

<https://rrmodelcraftsman.com/>



EXPLORE THE WORLD OF WHITE RIVER PRODUCTIONS

Model.Railroad.News Railroad.Model.Craftsman Railfan.&.Railroad Passenger.Train.Journal

Trains.and.Railroads.of.the.Past Railroads.Illustrated On30.Annual HOn30.Annual HO.Collector

# Getting Lucky

**At my age,  
"Getting Lucky"  
means walking  
into a room and  
remembering  
what I came in  
there for.**





The principal purpose of the **Operations Special Interest Group (OPSIG)** is to discuss, develop and disseminate ways of operating model railroads to realistically emulate practices of the prototype.

This includes sharing information on various methods of generating, moving, and controlling traffic to heighten the feeling that our models are an active and integral part of the national rail transportation network, serving shippers and consignees throughout the nation. We also discuss and communicate information about the methods and procedures used by the real railroads and ways of most practically and realistically adapting them to the model world. So, if you like to operate the railroad you've created, this is a place to learn more and find others with similar interests.

We publish a quarterly magazine, *The Dispatcher's Office*, which in addition to containing articles and information on railroad operations (both prototype and model), contains listings of operating layouts, sessions, and events that members are invited to attend. Back issues are available.

In addition, the OPSIG web site serves as a clearinghouse for publicizing regional operating events and meetings, where layouts are open for guest operations.

Click this link for the OpSig website:

<https://www.opsig.org/>



**Operations SIG**

3.5K likes • 3.9K followers



Message

Liked

Search

Click here for the OpSig Facebook Page:


<https://www.facebook.com/OperationsSIG>





The **Friends of the Burlington Northern Railroad (FOBNR)** historical society was incorporated to gather, preserve, and share information about the history and the current operations of the Burlington Northern Railroad. The group began with about 140 members absorbed from the Burlington Northern Historical Society. In 1996, following the merger between Burlington Northern and Santa Fe, the group voted to follow the Burlington Northern from 1970 to 1995 and the BNSF from 1995 to the present. Then in 2018 we added coverage of the Montana Rail Link.

The Group's quarterly publication, *The BN Expediter*, is the voice of the organization that shares news about the group's activities, BN historical data, and current operations of the railroad. It is currently a 30+ page all-color publication and will grow even larger as the society grows and more members contribute more information.



- Membership is for one full year.
- Multiple-year memberships are permitted and even encouraged!
- All members get 4 issues of *The BN Expediter*, our quarterly magazine.
- **Regular** and **youth** members can buy our annual BN calendar for \$2 off the regular price.
- **Sustaining** members are acknowledged by name in every issue of *The BN Expediter* and get our annual BN calendar free.

Click this link for the FOBNR website: <https://fobnr.org/>

For the FOBNR Facebook page, click this link: <https://www.facebook.com/fobnr>





# Oddballs

Every so often an idea or product just doesn't catch on and is not mass produced.

---

## ALCO DH-643



From Wikipedia, the free encyclopedia

The **ALCO C-643DH**, also known as the **Century 643DH**, was a twin-engine diesel-hydraulic locomotive, the first diesel-hydraulic road switcher built in the United States. It had a C-C wheel arrangement and generated 4,300 horsepower. Only three were built, all for Southern Pacific Railroad in 1964 (#9018–#9020). The Alco C-643DHs joined 21 Krauss-Maffei ML-4000 diesel-hydraulics already on the Southern Pacific's roster. They spent most of their service lives in the flat San Joaquin Valley in California.

Dissatisfaction over the poor performance of diesel-hydraulic locomotives, as well as their use of foreign-made components (the hydraulic transmission was of German Voith design), eventually led Southern Pacific to sell the 3 C-643DHs for scrap in 1973. None of the 3 examples built survived into preservation.



## **The latest in HO scale modular model railroading**

**Free-mo** was developed with the idea that a set of standards focusing on module endplates would enable faithful modeling of prototype track plans and operations in a modular environment. The length and track configuration of a Free-mo module or module set is up to the modeler. Free-mo takes the boredom out of running trains monotonously around a double or even a triple track mainline.

### **With Free-mo, less is more.**

Free-mo is not a club or even an organization. Free-mo is a set of standards for building Prototype Model Train Modules.

Some clubs have adopted the Free-mo Standard as their club module standard. Other groups have published their own Standards based off the Free-mo Standard. Some are a copy of the standards posted here, others have added more to their standards; so long as their standards still meet the Free-mo standards they are still Free-mo.



**Click here to find out more about Free-mo: <http://www.free-mo.org/>**





# Welcome to Spring Creek Model Trains

We welcome everyone, from our loyal “show” regulars to those discovering us for the first time. Feel free to stop by and explore our offerings! Stay connected by following our Facebook page, where we announce website updates, show schedule changes, and new product arrivals. Additionally, our newsletter keeps you informed about all things new, including product announcements and arrivals.



© Matt Martin



**\*Spring Creek Exclusive HO Arrowhead Models Committee Design Hopper Denver & Rio Grande “10-1960”**

**\$56.00**

Select options



**\*Spring Creek Exclusive HO Bowser 70 Ton 2 Bay Ballast Hopper with Side Chutes Santa Fe “Quality Logo, Patched”**

**\$24.00**


Select options



**\*Spring Creek Exclusive HO Intermountain PS 4750 Hopper KYLE ex FGDA w/ Logo Panel**

**\$38.00**

Select options




## Intermountain – Fox Valley Models N Scale Bi-Level Auto Rack Rock Island

Spring Creek Model Trains offers exclusive Intermountain Fox Valley Models bi-level auto rack in Rock Island blue livery. These models come in six different road numbers not available from Intermountain.

Click here for the SCMT website: <https://www.springcreekmodeltrains.com/>

For the SCMT Facebook page, click here: <https://www.facebook.com/springcreekmodeltrains>





## IN THE CURRENT ISSUE

**A Kato Pocket Line Layout**  
An Ultracompact N Scale Layout  
by Steve Wilce

**J. Baum Tobacco Co. Kit**  
The Bar Mills Scale Model Works  
by Dennis Murphy

**Introduction to Track Plans**  
Part 2  
by Darrell Maples

**Blue Rocks Wharf**  
Buzzards Cove  
by John Sullivan

**In Pursuit of WOW**  
Part 22 – Building the Crown Jewel of Water Street, The Rescue Mission  
by Dennis Machlica

**The Short & Nn3arrow**  
Modeling the Pacific Coast Railway, Part 21:  
Passenger Cars  
by Thomas Knapp, MMR #101

## 25 Years of *N-Scale Magazine* on CD

**N-Scale Magazine is now available on CD.  
Order yours today!**



**Click here to start reading today: <https://www.nscalemagazine.com/index.html>**



# HOW I LEARNED TO MIND MY OWN BUSINESS:

I was walking past the mental hospital  
the other day, and all the patients  
were shouting, "13...13...13."

The fence was too high to see over,  
but I saw a little gap in the planks, so I looked  
through to see what was going on.

Some idiot poked me in the eye with a stick,  
then they all started shouting, "14...14...14."

---

## Want to "test drive" the NMRA for a little while?

Sign up for our [9-month Rail Pass trial membership](#) for only \$19.95! This Includes 9 months of the *Digital NMRA Magazine*.


The Rail Pass offer is good **in the U.S. only** and is for **new members** and those who have not been NMRA members for two years or more. Individuals can join at the Rail Pass rate **only once**. Rail Pass members can attend conventions and participate in contests, but cannot hold office or vote in NMRA events. Membership will renew at the regular membership rate.

Click here for the NMRA website: <https://www.nmra.org/>






# WKR Update



This adventure began with the WKR Purchasing Department acquiring three MoPac bulkhead flatcars. (Left)

(Right) Along with the cars we also picked up some deck weathering kits from Micro-Trains



(Left) The last items added to the order were three lumber load kits from Osborne Model Kits of Canada.

(Right) This is an enlargement of the Osborne kit photo, so this is what the WKR Car Department tried to duplicate.



(Left) This is our first attempt at making a lumber load, so we posted it on Facebook where some knowledgeable people informed us, this load would be excess height and would exceed the carload limits so, it was back to the drawing board.




(left) We moved on to the second car and made more pallets, this time using a power sander to make them smoother and reducing the burnt look.



(left 2) After deciding the tape strips provided in the lumber load kit were way too large, we hit upon using Chart Tape for the metal banding and securing straps. We elected to use 1/64-inch matte black tape for the metal binding on the individual pallets and then the larger 1/32-inch for the securing straps.



(Left 3) Another error occurred here. Believing the metal banding was applied by humans, we were not careful with the alignment of the bands. But on the plus side, we also picked several craft paint colors to simulate the use of paint on the ends to indicate different grades of lumber. Research on the internet indicated there are no standard colors for these markings.




(Left 4) We were now ready to assemble the second car, so 0.020-inch sheet styrene was cut into strips to be placed under each row of pallets to simulate the blocking materials. Each strip was cut to proper length, then the edges were blackened with a Sharpie to visually hide them. Tacky Glue was then used to assemble the second car.

(Right) The completed second car. A better look but is still too high, looks sloppy and the securing straps conflict visually with the banding straps. Back to the drawing board.








(Left) After disassembling the two previous cars, we started the rebuild by removing all previous banding and doing a rebanding following the marks on the kit pallets. In a sawmill, the banding is done by machine and so would be uniform. Any pallets not painted were painted,

(Right) To fix the black securing straps issue, we used a plastic dish and clamps to string pieces of the 1/32-inch chart tape across the dish. Then a “canvas” color was selected from the craft paints and each piece was painted.



(Above) We completed the stacking on the first of the new cars. For this car, we flipped the pallets over to show the smooth underside to simulate loads of plywood with two pallets on top. After the glue dries the securing straps will be applied.






(Left) The finished car 1 with single pallets on top and the canvas securing straps in place.

(Right) The finished car 2 with four pallets on the top.




(Left) The completed car 3 with a simple two-level load. Now the WKR has three distinctive cars with eye-catching loads.





As Gomer Pyle, USMC used to say, “Surprise, Surprise, Surprise!” Way back in October of 2022, the WKR Purchasing Department placed a pre-order for the new Atlas SD45s. Near the end of August 2024, they arrived. Did you ever wonder what was inside those shipping containers that fall-off the ship, or the ship sinks? I have no knowledge that that happened, but it might. We were able to acquire three EMD SD45s from Atlas with Soundtraxx Tsunami 2 decoders, all in Denver and Rio Grande.





# What is a Railroad Prototype Modelers (RPM) meet?

**Railroad Prototype Modeler events** have been growing in popularity over the last decade. It's an event where prototype details are discussed, and modeling techniques are shared.

There are three main components of an RPM meet: presentations, a model display room, and a vendor room. Presentations can range across the spectrum of rail history and modeling prototypes, including industries and facilities.



## 2024 Event

### Location and Time

Date: Saturday, September 21<sup>st</sup>, 2024

Time: 9:00am – 8:00pm

### Venues:

Zoe's Cafe and Event Center  
715 10th St, Greeley, CO 80631

Colorado Model Railroad Museum  
680 10th St, Greeley, CO 80631

Click this link for more information: <https://corpm.org/about/>



# WELCOME TO **NRail**™

Today, N scale is the second most popular scale in the North America.

The purpose of **NRail** is to promote N Scale model railroading in all forms, all standards wherever N Scale is present. NRail has been the voice of N Scale model railroading for over 45 years. Starting as NTRAK, it created the first national modular standard, provided the vehicle for N Scale to grow to the second most popular scale in North America, was the birthplace of T-TRAK and today is the home of N Scale model railroading. We welcome all N scalers.



**[BECOME A MEMBER - JOIN US NOW!](#)**

Membership in NRail includes:

- One year of the Newsletter (6 issues).
- Monthly ZoomTRAK live broadcasts.
- Support of the National N Scale layouts at major shows.
- Access to the Members Only section of NRail.org (including over 270 issues of the Newsletter).
- Discount on merchandise in the [NRail store](#).

Click here for the N-Rail website: <https://nrail.org/>

For the N-Rail Facebook page, click here: <https://www.facebook.com/NRail.org>



### **STORE HOURS**

MONDAY	10AM-6PM
TUESDAY	10AM-6PM
WEDNESDAY	10AM-6PM
THURSDAY	10AM-6PM
FRIDAY	10AM-6PM
SATURDAY	10AM-4PM
SUNDAY	CLOSED



### **Retail Store Location**

**6060A West 55th Ave.**

**Arvada, Colorado 80002**

**(We are on the West side of the building.)**

**ROCKY MOUNTAIN TRAIN SUPPLY STOCKS 1000'S OF  
NEW PRODUCTS IN Z-N-HO-O-G SCALES.**

**Click here for Rocky Mountain Train Supply: <https://rockymountaintrainsupply.com/>**

**A Complete Source for your 1:160<sup>th</sup>  
Scale Model Railroading Products**



**We want to buy your stuff!**

N Scale Supply is looking to buy collections,  
large and small, or just extra stuff you may have  
[click for details](#)

**News & Info**

**Catalog**

**Search**

**Ordering Info**

**Pre-Owned  
Equipment**



**Click here for N Scale Supply: <https://www.nscalesupply.com/>**





The longer we  
are together. I'm  
pretty positive  
that my wife is  
realizing that I'm  
just about right  
about  
everything. she  
just does not  
want to admit it.



## **30th Annual Train Show**

Saturday, Oct 26, 2024 9 am to 5 pm

Sunday, Oct 27, 2024 10 am to 3 pm

## **Cessna Activity Center**

2744 George Washington Blvd  
Wichita, KS

Admission:

\$8.00

Children under 13 free  
(with paid adult)

\* Operating Layouts

\* Buy, Sell, Trade

\* Concessions on site

For more information:

<http://www.wichitatoymuseum.org>



# OKC TRAIN SHOW

**WIN A GRAND PRIZE GIVEAWAY...  
MORE DETAILS COMING SOON!**

**NOV 2ND & NOV 3RD**

At the Oklahoma State Fairgrounds in the Pavilion building.  
3212 Wichita Walk, Oklahoma City, OK 73107.

# Date Book

## October 2024

26<sup>th</sup> & 27<sup>th</sup> **Wichita Toy Train Club Show** Wichita, KS.  
Sat & Sun <http://www.wichitatoystainmuseum.org/club-shows-1.html>

## November 2024

2<sup>nd</sup> & 3<sup>rd</sup> **Oklahoma City Train Show** Oklahoma City, OK.  
Sat & Sun <https://www.okctrainshow.com/>

17<sup>th</sup> **Mid-America Train & Toy Show** Kansas City, MO.  
Saturday <https://www.midamericatrainandtoyshow.com/>

---

# 2025

## February 2025

1<sup>st</sup> & 2<sup>nd</sup> **Wichita Train Show & Swap Meet** Wichita, KS.  
Sat & Sun





## The *Main Line*

Publisher & Editor: Robert A. Simmons

The newsletter of the Western Kansas Division is published monthly for no charge by Robert A. Simmons, Division Superintendent / Director

Copyright 2024, by Robert A. Simmons, all rights reserved.

If you have a change of e-mail address, or no longer wish to receive the newsletter, please contact Robert Simmons

[Trainman55@hotmail.com](mailto:Trainman55@hotmail.com) or 10594 W. Briarwood Dr.— Dodge City, KS. 67801 or call (620) 521-3591

Please send all inquiries, ideas, or submissions to: [trainman55@hotmail.com](mailto:trainman55@hotmail.com)